

POBCO[®], INC.

Manufacturing Conveyor Components since 1929

In 2025, POBCO Inc. will proudly celebrate 96 years as a successful manufacturing business in Worcester, MA. POBCO remains a 4th generation, family-owned business with a growing employee family. Current ownership and employees emulate the work ethic and dedication of our predecessors. The excellence of our current and past personnel is the backbone of POBCO's globally respected brand.

POBCO humbly requests the opportunity to work with you on your upcoming conveyor components projects. POBCO will offer you—

- Inside sales team with over 95 years combined experience with POBCO products
- Timely quotations and on-time deliveries
- Large selection of FDA compliant materials, including High-Temperature Resistance
- Exceptional quality of fabricated custom and standard parts
- Extensive IN STOCK product line of high demand items
- Friendly and efficient customer service team, person to person is always available
- Attention to details, including proper packaging and labeling of shipments

Contact POBCO, Inc. to discuss your needs today at 1.800.222.6376 or pobco@pobcoplastics.com

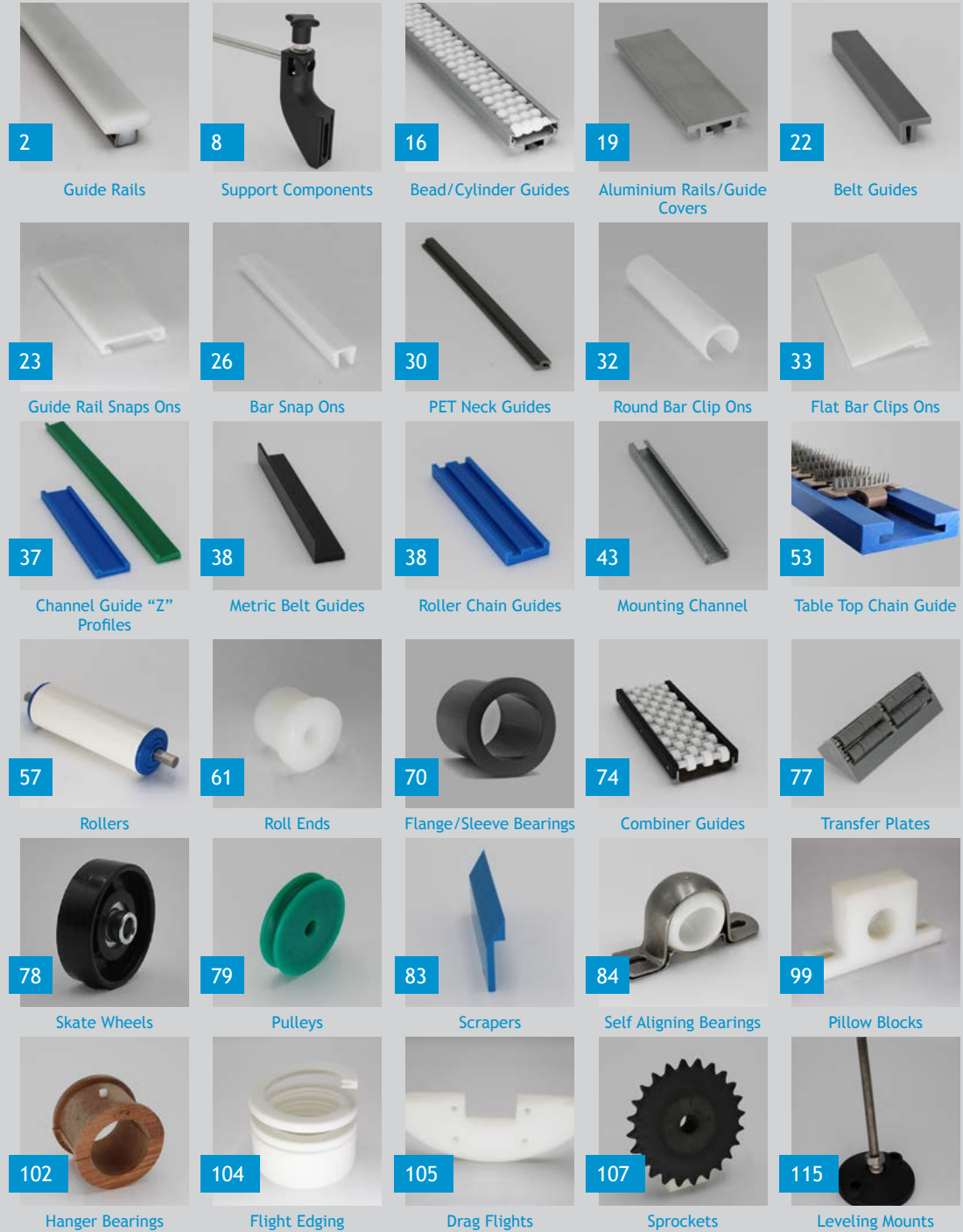
Index by Product Description

See back of catalog for Index by Part Number Prefix

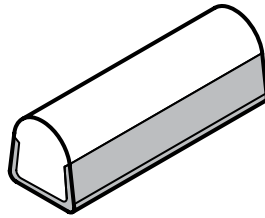
Accumulating Rollers, Tube	59	Guide Rail UHMW Covers	19-20, 23-25
Auger Flight Edging	104	Guide Rails	2-7
Bar Snap Ons	26-28	Guide Rails Aluminum/Plastic	19-25, 29
Bead Roller Rails	16-17	Half Round Snap Ons	29, 32
Bearings	61-72, 84-96	Hanger Bearings	102-103
Belt Guides	4-6, 21-22, 50	Heavy Duty Mounts	93-95
Bottle Neck Guides	5, 30-31	Hex Shaft Adapters	68
Brackets, Metal & Plastic	8, 13, 15, 120	High Temp Bearings	70
Cable Guides	6, 19, 39-41, 50	High Temp Wear Strips	29
Captured Chain Guides	44-49	Idlers	61, 69, 81-82, 112
Chain Guides	5-7, 22, 39-42, 46	Knobs/Clamping	18
Chain Returns & Tensioners SnapIdle [®]	98	Lane Dividers	16-17
Channel Guides	29, 36-37, 51	Leveling Mounts	115-119
Clips, Plastic and Stainless Steel	9-12	Locking Collars	97
Connectors	12	Lumber Chain Guide	51
Conveyor Tube Cover	59	Materials	123-126
Cross Blocks	14	Metal Mounted Bearings	84-91
Curved Wear Strips	53-56	Modular Transfer Plates	76-77
Custom Parts	114	Mounting Bars	12
Dairy Profiles	51	Mounting Channels	43
Dog Bone	7	Overhead Wheels	79
Drag Conveyor Flights	105	PET Neck Guides	5, 30-31
Engineering Information	123-126	Pillow Blocks	85-86, 93, 99-100
Fasteners	52	Pipe Rollers	73
Flange Bearings	70-72	Plow Ends	17
Flat Bar Clip Ons	33-35, 51	Pulleys	71, 77-80
Flexible Roller Combiners	75	PVC Pipe/Load Chart	59
Flight Edging	104	Rail Clamps	10-12
Full Round Snap Ons	29, 32	Rectangular Wear strips	52
Guide Angles	36, 106	Return Rollers	60
		Rod Stock	122
		Roll End Bearings-Plastics, Wood	61-68
		Roller Combiners	16-17, 74-75
		Rollers-Standard	57-59
		Sanitary Mounts	93-95
		Scraper Blades	83
		Screws, Pins, Rivets	52
		Sheet Stock	122
		Skate Wheels	78
		Sleeve Bearings	70-72
		Solid Plastic, Wood Bearings	99-101
		Spherical Bearing Inserts	92, 96
		Spool Pulleys	73
		Sprockets	107-113
		Stub Shafts	64
		Support Bases	121
		Support Heads	120
		Support Rods	8-9
		Table Top Chain Guides	53-56
		Thermoplastic Mounted Bearings	93-95
		Thrust Washers	69
		Tongue & Groove Wear Strip	106
		Transfer Plates	76-77
		Tube Ends	117
		Urethane Rollers	69
		Water Treatment Parts	106
		Weld Washers	106
		Wheels	78, 112
		"Z" Profiles	37



Please Inquire to Expedite Shipments
Custom Chain Guides and Guide Rails
OUR SPECIALTY
Send Sample or Drawing for Prompt Quotation

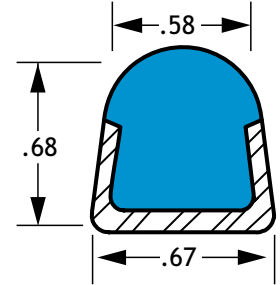
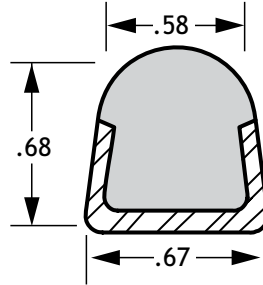
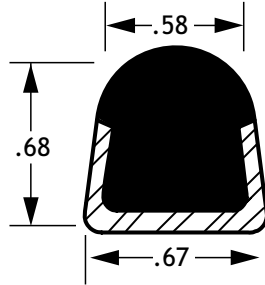
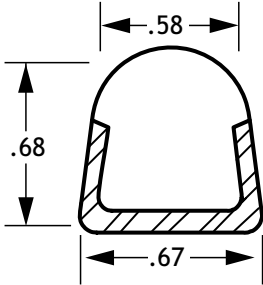


POBCO Guide Rails



Commonly Stocked Specialty Materials

- Natural UHMW
- Blue UHMW
- Plus - Lube Filled Grey UHMW
- Anti Static Black UHMW
- POBLON - High Temp PTFE Blend

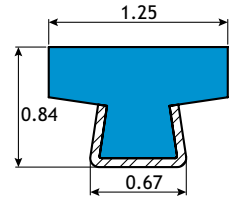
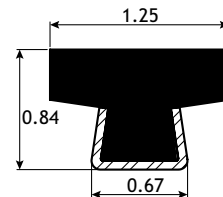
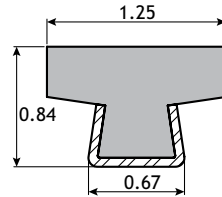
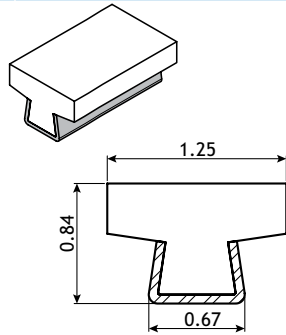
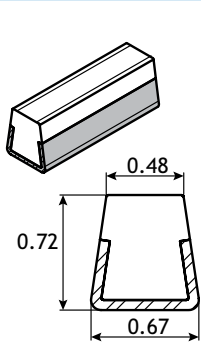


GRAROUND - UHMW/SS 10ft.
GRAROUNDL240 - UHMW/SS 20ft.

GRAROUNDSD - AntiStatic/SS 10ft.

GRAROUNDP - Plus/SS 10ft.
GRAROUNDPL240 - Plus/SS 20ft.

GRAROUNDBLUE - Blue UHMW/SS 10ft.



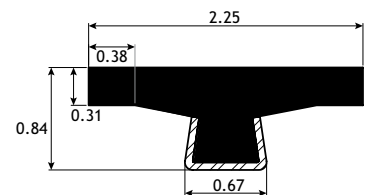
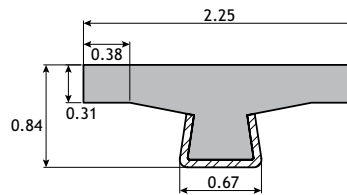
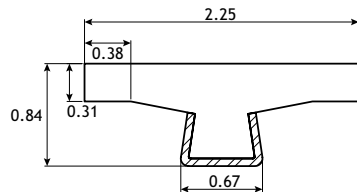
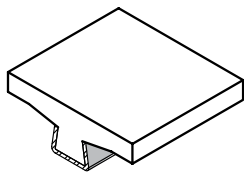
GRA-FLAT - UHMW/SS 10ft.
GRAFLATM - POBLON/SS 10ft.

GRA1.25TTOP - UHMW/SS 10ft.
GRA1.25TTOPL240 - UHMW/SS 20ft.
GRA1.25TTOPTM - POBLON/SS 10ft.

GRA1.25TTOPPLUS Plus/SS 10ft.

GRA1.25TTOPSD AntiStatic/SS 10ft.

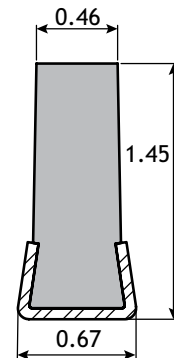
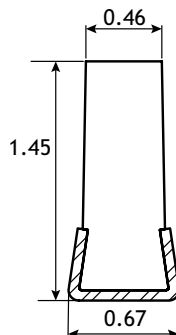
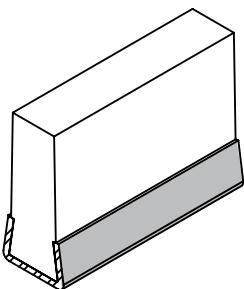
GRA1.25TTOPBLUE Plus/SS 10ft.



GRA2.25TTOP - UHMW/SS 10ft.
GRA2.25TTOPL240 - UHMW/SS 20ft.

GRA2.25TTOPPLUS - Plus/SS 10ft.

GRA2.25TTOPSD - Anti Static/SS 10ft.



GRA60ECT - UHMW/SS 10ft.

GRA60ECTVPR Lube-Filled Repro/Galvanized 10ft.

T: 508.791.6376

FAX: 508.791.3247

pobcco@pobccoplastics.com

POBCO Sanitary Guide Rails

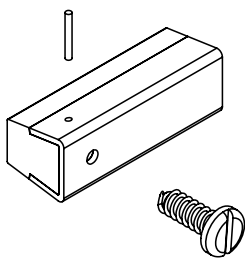
Styles Include: All Plastic UHMW, Stainless Rod Encapsulated in Polyethylene, and UHMW/Stainless Bottom for welding.

1/2" ROD	ROUND TOP		ROUND TOP WITH ROD
<p>GRA-0808-SS See 1/2" Round Support Rod on Page 9 <i>MOST SANITARY</i></p>	<p>UHMW GRU-100 [Fits over 3/8" Rod]</p>	<p>GRA-ROUND</p>	<p>UHMW GRU-100SS</p>

ALL PLASTIC RAIL	ROUND TOP		
<p>GRA-1008 Solid White UHMW</p>	<p>GRA-1008-SS</p>	<p>GRA-109SS</p>	<p>#GRA -109-SS Conveyor Bed Supports</p>
<p>304 S.S. Rod Encapsulated in Polyethylene Plastic <i>MOST SANITARY</i></p>			

FLAT TOP RAIL FITS #60 ANSI ROLLER CHAIN

<p>GRA-CONVEX</p>	<p>GRA-1008-SSF</p>	<p>GRA-FLAT</p>	<p>GRA-FLATSD Anti Static/SS 10ft.</p>

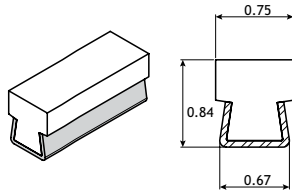


When POBCO Guide Rail with S.S. Bottoms are used as a wear strip, the plastic insert should be fastened to the metal sheath at the leading end of the rail. Using a sheet metal screw through the back of the sheath or a heavy wire pin from the side should be adequate. This will prevent the insert from sliding within the sheath in the event the chain accidentally catches on a leading edge. This also allows for thermal expansion and contraction of the plastic insert.

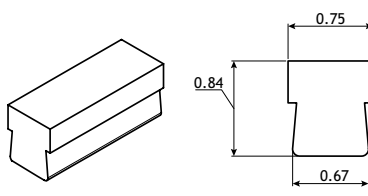
Stainless Steel Round Rods
 1/4" diameter – 1/4RoundSSL144
 1/2" diameter – 1/2RoundSSL144
 3/8" diameter – 3/8RoundSSL144

Styles Include: All Plastic UHMW, Stainless Rod Slide Fit into UHMW, and UHMW/Stainless Bottom for welding.

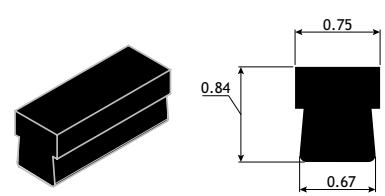
3/4" T-TOP



GRA-.75 T-TOP

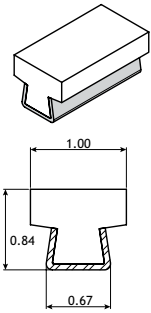


GRU-105 Solid White UHMW

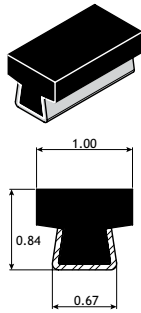


GRSD105 Solid Anti Static/UHMW

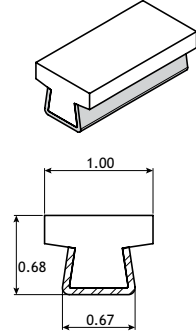
1" T-TOP



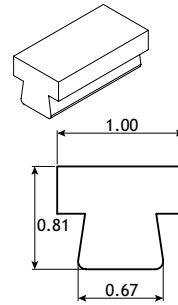
GRA-1 T-TOP



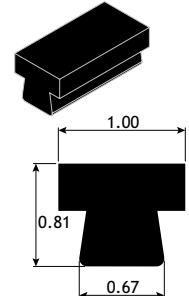
GRA-1 T-TOPSD Anti Static/SS 10ft.



GRA-1SH T-TOP

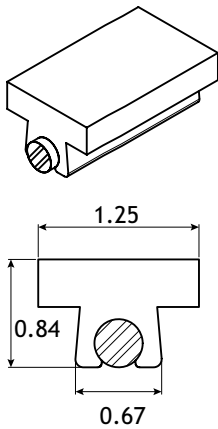


GRU-106 Solid White UHMW

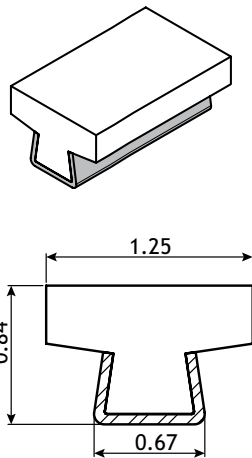


GRSD106 Solid Anti Static/UHMW

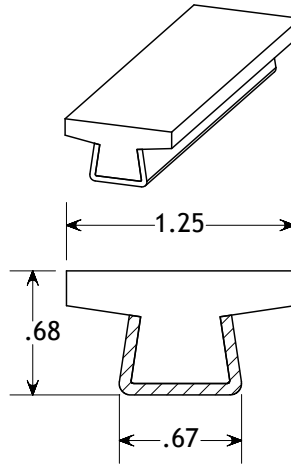
1-1/4" T-TOP



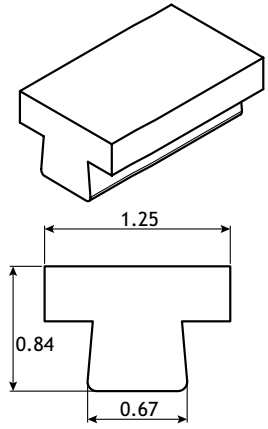
GRU-107SS UHMW/SS Rod 10ft.



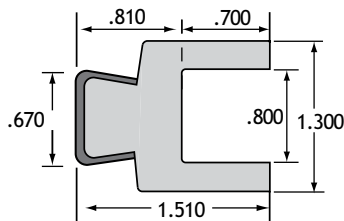
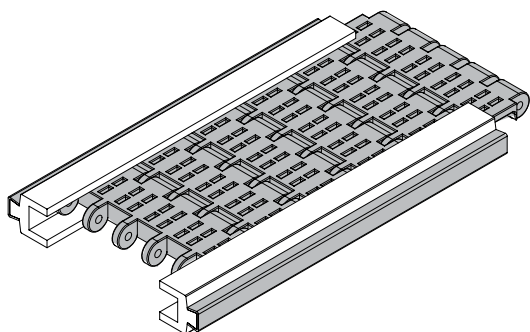
GRA-1.25 T-TOP



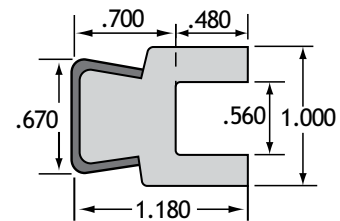
GRA1.25SHTTOP



GRU-107 Solid White UHMW



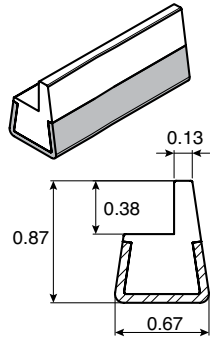
GRA2200Plus (for Modular Belt) Plus/SS



GRA2400Plus (for Modular Belt) Plus/SS

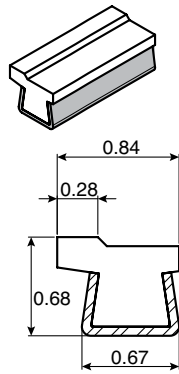
Styles Include: All Plastic UHMW, UHMW/Stainless Bottom, All Plastic Blue UXC, and Plus/Stainless Bottom.

PET BOTTLE NECK GUIDE



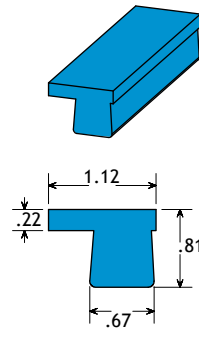
GRA-PET

MODIFIED T-TOP

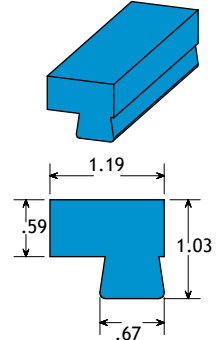


GRA-MODIFIED

BELT, CHAIN GUIDE

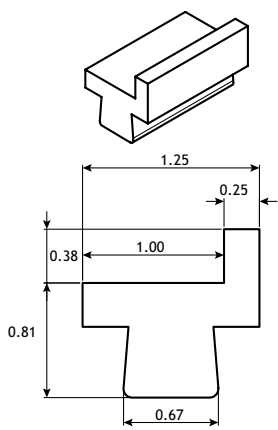


#GRUXC111SOLID
Blue UXC UHMW

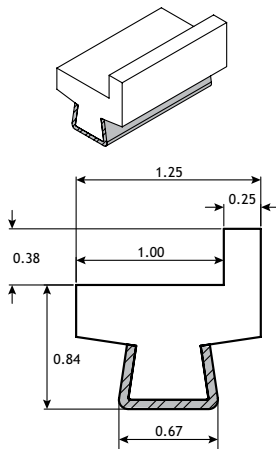


#GRUXC1.19SOLID
Blue UXC UHMW

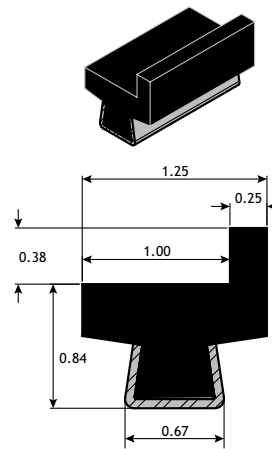
BELT, CHAIN GUIDE



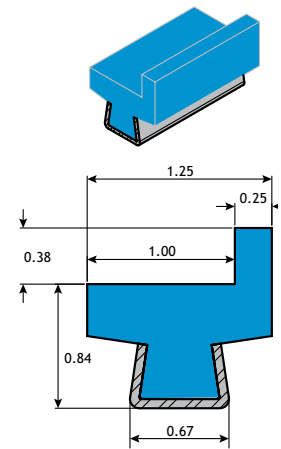
GRA-110 Solid
White UHMW



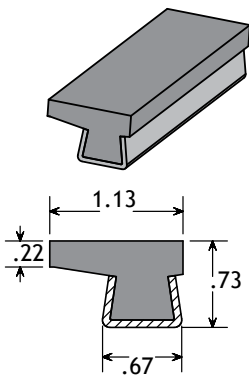
GRA-B/C



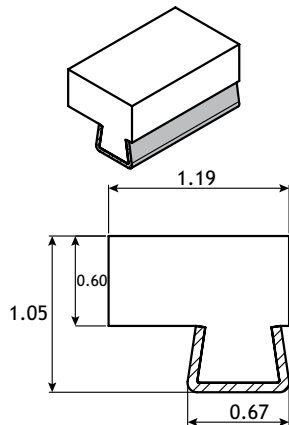
GRA-B/CL120SD
Anti Static/SS



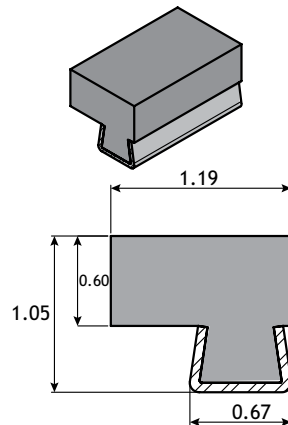
GRA-B/CL120BLUE
Blue UHMW/SS



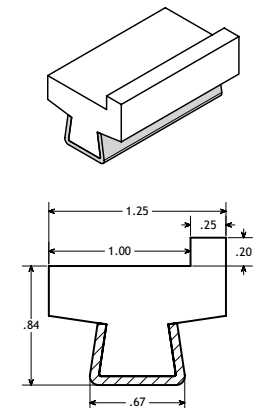
GRA1.125B/CPLUS
Plus/SS



GRA-1.19 B/C



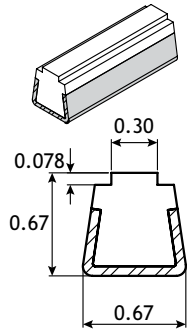
GRA-1.19 B/C Plus
Plus/SS



GRA-BCL120SCB

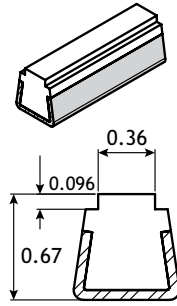
Styles Include: All Plastic UHMW, Stainless Rod Slide Fit into UHMW, and UHMW/Stainless Bottom for welding.

#40 ANSI CHAIN GUIDE



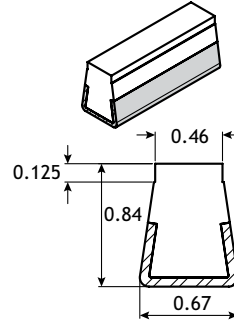
GRA-40

#50 ANSI CHAIN GUIDE



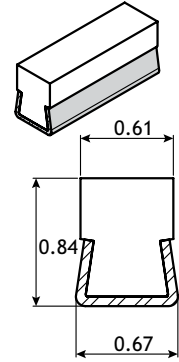
GRA-50

#60 ANSI CHAIN GUIDE



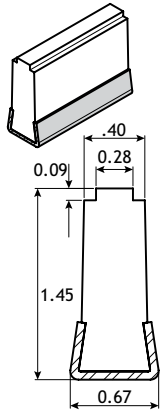
GRA-60

#80 ANSI CHAIN GUIDE



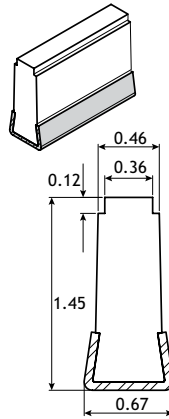
GRA-80

#40 EXTENDED CHAIN TRACK



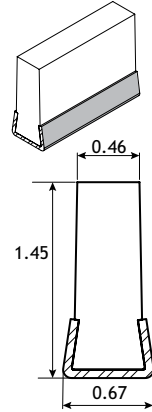
GRA-40ECT

#50 EXTENDED CHAIN TRACK



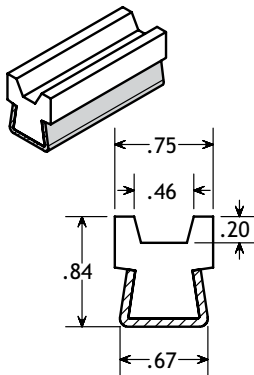
GRA-50ECT

#60 EXTENDED CHAIN TRACK

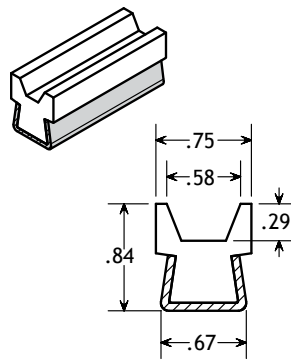


GRA-60ECT

"A" & "B" V-BELT GUIDE

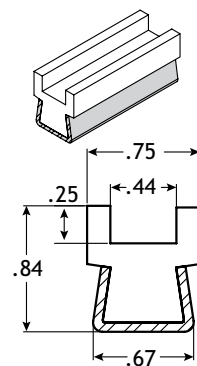


GRA-VBELTA
*For "A" Section Belt



GRA-VBELTB
*For "B" Section Belt

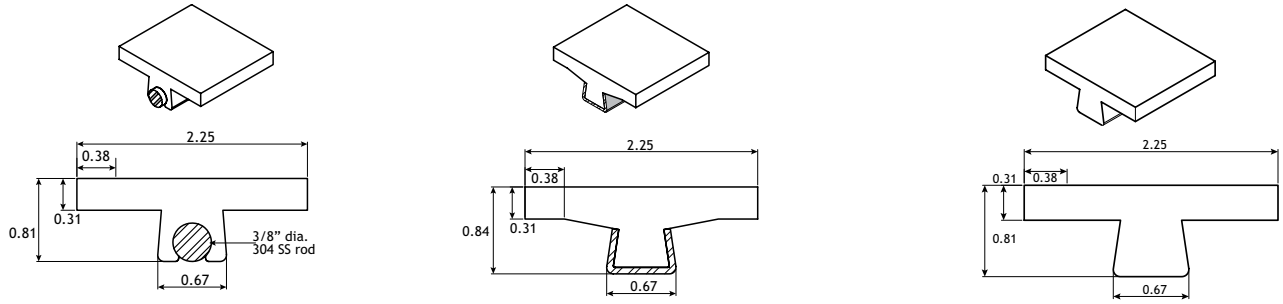
3/8" CABLE GUIDE



GRA-3/8CABLE

Styles Include: All Plastic UHMW, Stainless Rod Slide Fit into UHMW, and UHMW/Stainless Bottom for welding.

2-1/4" T-TOP

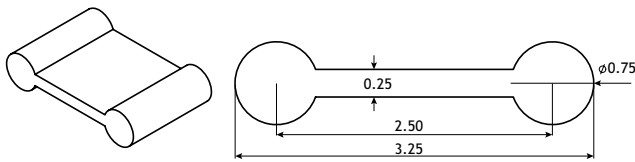


GRU-121SS
UHMW/SS Rod 10ft.

GRA-2.25 T-TOP

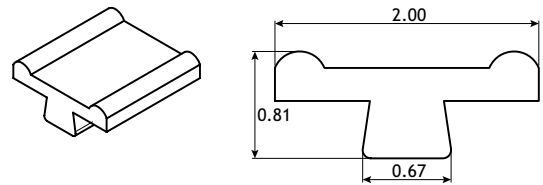
GRU-121 Solid
White UHMW

DOG BONE



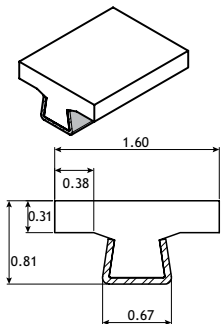
UHMW # DBU-124052

TWO CONTACT RAIL

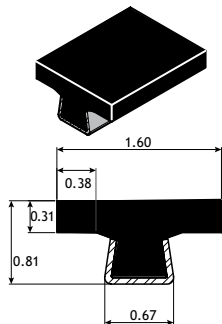


GRU-118 Solid
White UHMW

1.6" T-TOP

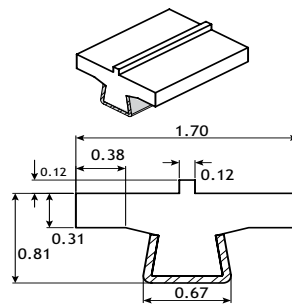


GRA-1.6 T-TOP

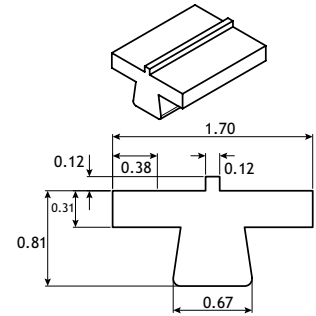


GRA-1.6 T-TOPSS
Anti Static/SS
10ft.

1.7" RIBBED T-TOP

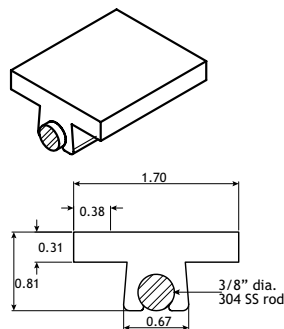


GRA-1.70RIB
For Multi-Lane 3-1/4" Table Top Chain

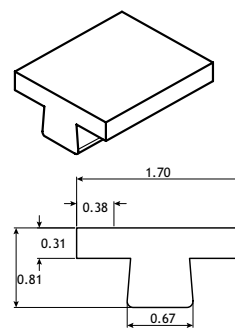


GRU-122 Solid
White UHMW

1.7" T-TOP



GRU-108SS
UHMW/SS Rod 10ft.



GRU-108 Solid
White UHMW

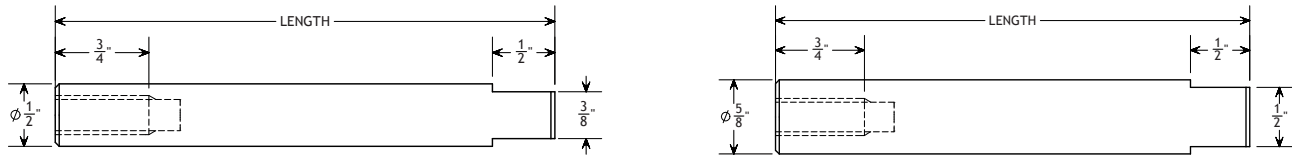
T: 508.791.6376

FAX: 508.791.3247

pobcco@pobccoplastics.com

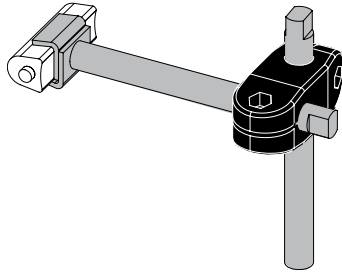
POBCO Stainless Steel Support Rods

Stainless Steel Support Rods are made of 303 stainless steel. They can be used as vertical or horizontal supports on conveyor systems. One end has an internal thread suitable for POBCO clips or bolts.



1/2" Support Rod

5/8" Support Rod



POBCO Clips can be attached to our SUPPORT RODS
SEE CLIP SELECTION ON PAGE 11

1/2" Support Rod

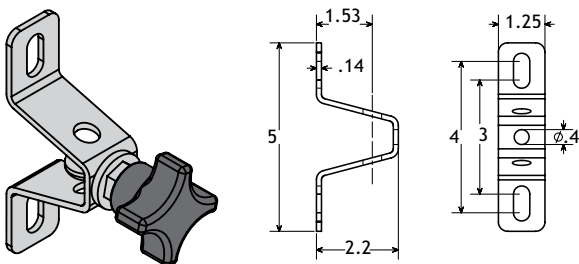
MATERIAL	THREAD	4" LONG	5" LONG	6" LONG	8" LONG	10" LONG	12" LONG	16" LONG
Stainless Steel	5/16" - 18	SSR0518L4	SSR0518L5	SSR0518L6	SSR0518L8	SSR0518L10	SSR0518L12	SSR0518L16
Stainless Steel	3/8" - 16	SSR0316L4	SSR0316L5	SSR0316L6	SSR0316L8	SSR0316L10	SSR0316L12	SSR0316L16

5/8" Support Rod

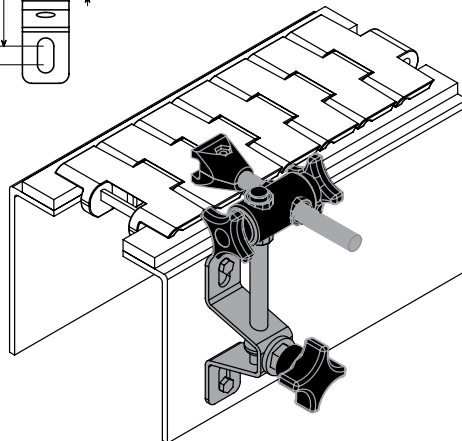
MATERIAL	THREAD	4" LONG	6" LONG	8" LONG	10" LONG	12" LONG	16" LONG
Stainless Steel	5/16" - 18	SSR051810L4	SSR051810L6	SSR051810L8	SSR051810L10	SSR051810L12	SSR051810L16
Stainless Steel	3/8" - 16	SSR031610L4	SSR031610L6	SSR031610L8	SSR031610L10	SSR031610L12	SSR031610L16

NOTE Shafts with 5/16"-18 Thread are used with CSS-2424 Clamp (See pg. 10). Shafts with 3/8"-16 Thread are used with CSS-Double & CSS-Triple Clamp (See pg. 10)

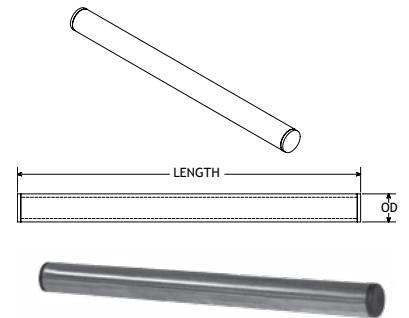
POBCO Stainless Steel Rod Mount Bracket with Black Plastic Knob and SS Eyebolt



PART NO.	TO SUPPORT ROD
RMB2SS	1/2"



POBCO 304SS Hollow Mounting Rods



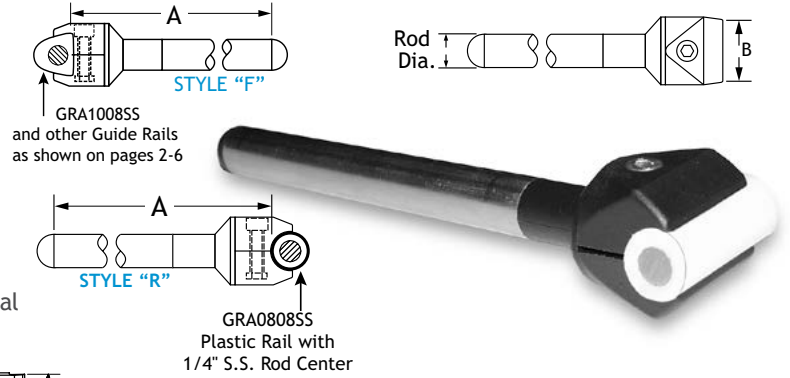
with Black End Caps Both Ends

PART NO.	LENGTH	OD
HMR08L6	6	1/2"
HMR08L9	9	1/2"
HMR08L12	12	1/2"

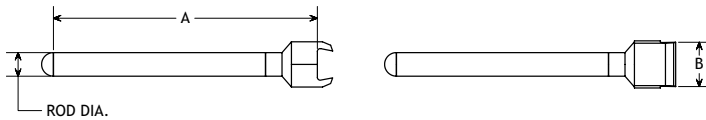
POBCO Stainless Steel Support Rods

with reinforced polyamide clip end (stainless rods are hollow)

STYLE	PART NUMBER	A	B	ROD DIA.
R	PAR08RoundL5.5	5.50	1.00	1/2"
R	PAR08RoundL7.38	7.375	1.00	1/2"
F	PAR08L5	5.50	1.00	1/2"
F	PAR08L7	7.375	1.00	1/2"
R	PAR08ROUNDL11.25	11.25	1.00	1/2"
F	PAR08L11.25	11.25	1.00	1/2"



Clamp for Guide Rail GRA-0808-SS or any 1/2" diameter material

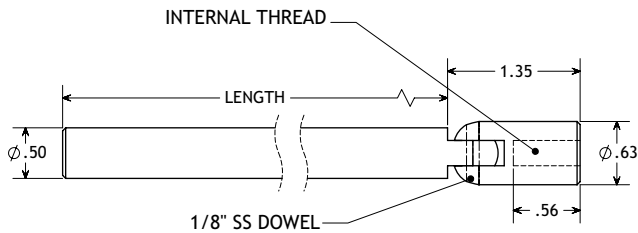
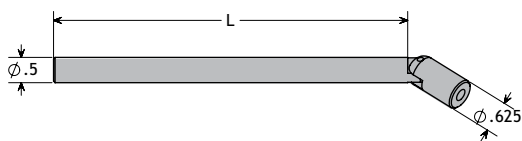


POBCO Pivot End Adjusting Rods

Stainless Steel Jointed 1/2" Dia. Support Rods

Pivot End Adjusting Rods are made of 303 stainless steel. The jointed ends have an internal thread of 5/16-18 and allow for POBCO clips or threaded bolts. Pivot ends allow these rods to support rails around curves and bends of conveyor systems.

MATERIAL	THREAD	DIA.	LENGTH	PART NUMBER
Stainless Steel	5/16"-18	1/2	5	JSRSS0518L5
Stainless Steel	5/16"-18	1/2	7	JSRSS0518L7
Stainless Steel	5/16"-18	1/2	9	JSRSS0518L9

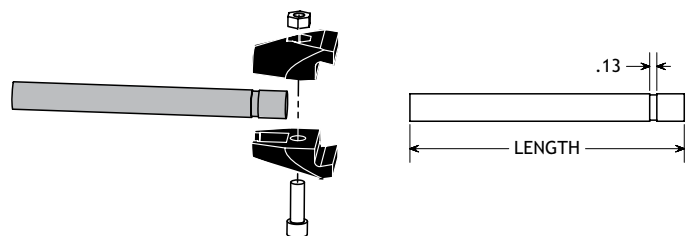


POBCO Rod Ends



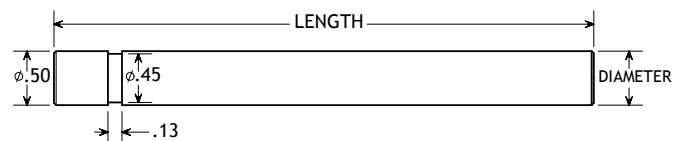
PVG02001
Fits with Flat Bottom Guide Rails

PVG01912
Fits with 1/2" dia Round Rails



POBCO Adjusting Rods for Rod Ends

MATERIAL	DIA.	LENGTH	PART NUMBER
Stainless Steel	1/2	3	PVG020R3
Stainless Steel	1/2	5	PVG020R5
Stainless Steel	5/8	6	PVG020R6
Stainless Steel	1/2	7	PVG020R7
Stainless Steel	5/8	8	PVG020R8
Stainless Steel	1/2	9	PVG020R9
Stainless Steel	5/8	10	PVG020R10
Stainless Steel	5/8	12	PVG020R12
Stainless Steel	1/2	16	PVG020R16



T: 508.791.6376

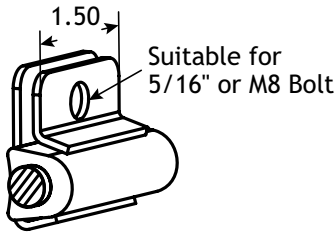
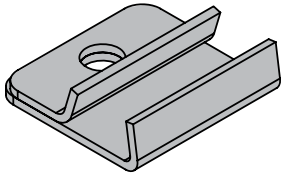
FAX: 508.791.3247

pobcco@pobccoplastics.com

POBCO Rail Clamps

POBCO Stainless Rail Clamps will support guide rails on pages 2-7.

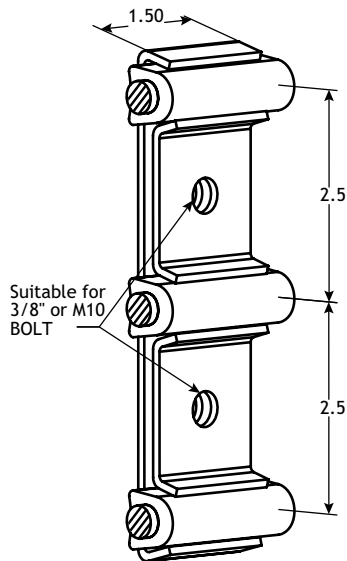
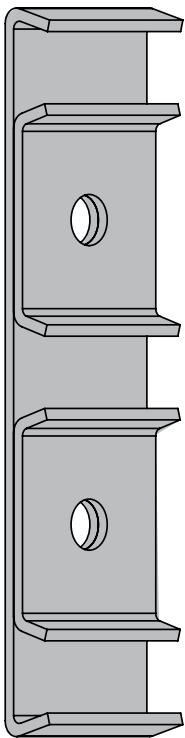
Single Rail Clamp



.078 THICK STAINLESS STEEL
14 Ga.

#CSS-2424 (Round Hole) Suitable for 5/16" or M8 Bolt
#CSS-2424SQ (Square Hole) Suitable for 5/16" or M8 Carriage Bolt

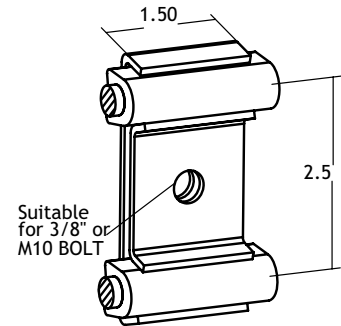
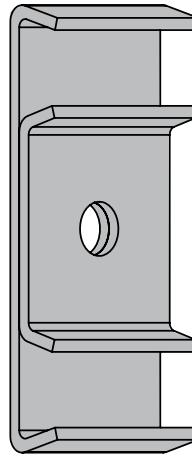
Triple Rail Clamp



.110 THICK STAINLESS STEEL
12 Ga.

#CSS-TRIPLE (Round Hole) Suitable for 3/8" or M10 Bolt

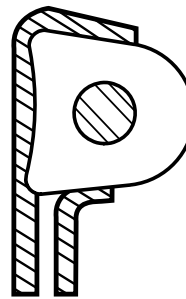
Double Rail Clamp



.110 THICK STAINLESS STEEL
12 Ga.

#CSS-DOUBLE (Round Hole) Suitable for 3/8" or M10 Bolt
#CSS-DOUBLESQ (Square Hole) Suitable for 3/8" or M10 Carriage Bolt

World's Most Sanitary Guide Rails



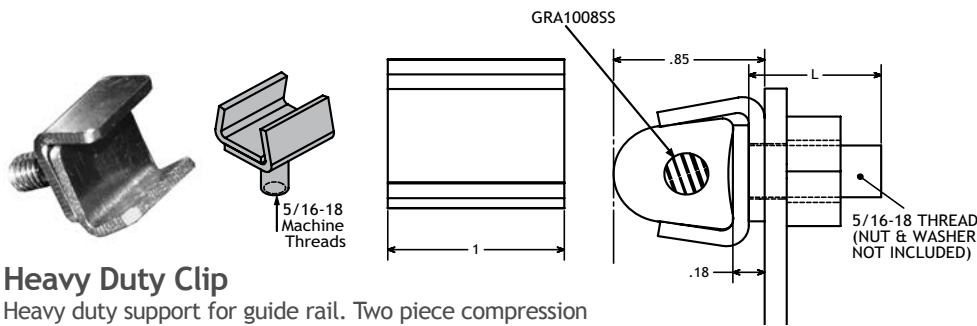
POBCO Guide Rails
#GRA-1008SS or #GRA-109SS
1/4" or 3/8" Dia. Stainless Steel Core

- Easy to Install
- Easy to Clean
- No crevices for bacteria

NUT, BOLT, WASHER AVAILABLE ON REQUEST

POBCO Two Piece Stainless Steel Rail Clamp

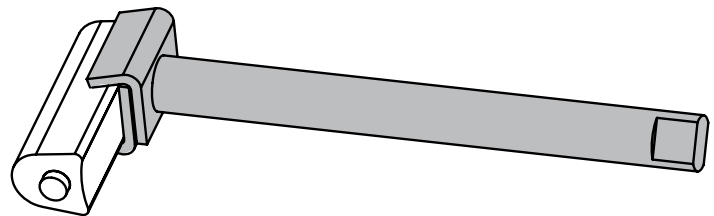
Ensures tight fit with all guide rails to prevent movement of guide rails during operation. Highly recommended in applications where single clips are required. They can be re-used and repositioned due to the 2 piece construction.



Heavy Duty Clip

Heavy duty support for guide rail. Two piece compression style for easy assembly and adjustment. Works with brackets, support beams and adjusting rods.

PART NUMBER	BOLT LENGTH (L)	THREAD
CSS-5/8TWOPC.	5/8	5/16
CSS-3/4TWOPC.	3/4	5/16
CSS-1TWOPC.	1	5/16
CSS-1-1/4TWOPC.	1-1/4	5/16
CSS-16mmTWOPC.	16mm	M8
CSS-19mmTWOPC.	19mm	M8
CSS-25.5mmTWOPC.	25.5mm	M8
CSS-32mmTWOPC.	32mm	M8
CSSTWOPC1/420T	0.70	1/4-20

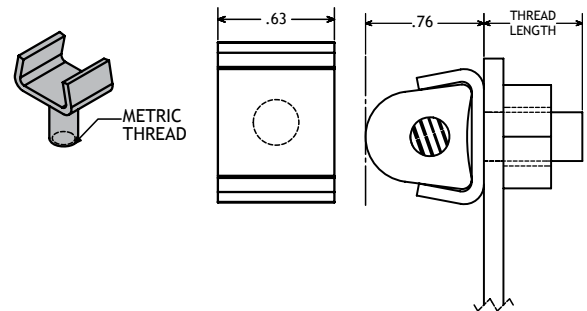


POBCO One Piece Stainless Steel Rail Clamp

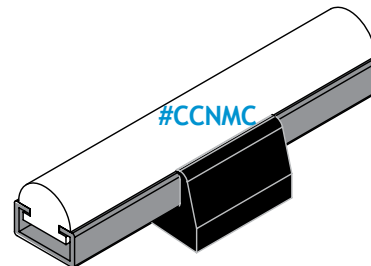
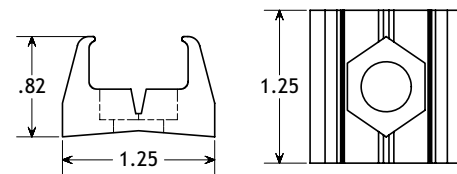

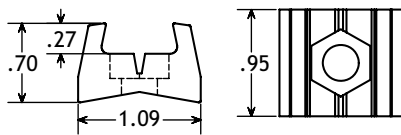


Stainless Steel Compression Clip

Part #CSS-10mm 10mm lg. m6 thread
 Part #CSS-15mm 15mm lg. m8 thread
 Part #CSS-20mm 20mm lg. m6 thread



POBCO Plastic Compression Clip



PLASTIC COMPRESSION CLIP #CCN

Tightens w/ #28 Plastic Knob and 5/16-18 S.S. Hex Bolt
 Also used with SSR Support Rods

PLASTIC CLIP FOR "A" SIZE MOUNTING CHANNELS #CCNMC

(Mounting Channels see pg. 43)
 Tightens w/ #28 Plastic Knob and 5/16-18 S.S. Hex Bolt

POBCO Rail Clamps and Mounting Bars

Rail Clamp for Rod or Flat Bar

Mounts on flat bar up to 1 x 1/4" or rods up to 1/2" diameter. Versatile, corrosion resistant design easily adjusts and positions guide rails. The clamp can be opened enough to accommodate the rail while the fasteners remain engaged.

MATERIALS: Glass reinforced polyamide body with stainless steel and nickel plated brass fasteners.

PART NUMBER	ROD DIA. (IN.)
PVG-021-02	1/2

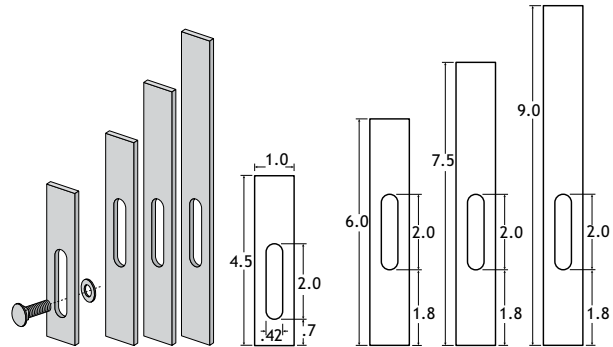
PART NUMBER	PVG-022-01

Mounting Bar

Versatile and time saving; the mounting bar positions the guide rail. Can be used independently or in combination with PVG-022-01 rail clamp and other POBCO components. 3/8 carriage bolt and washer are included with each mounting bar.

MATERIALS: 304 stainless steel, 3/16 x 1.

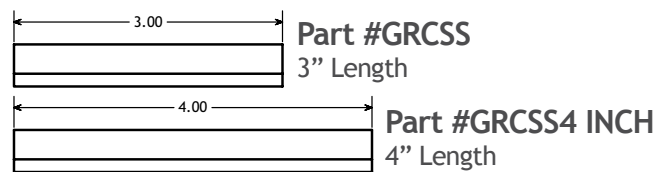
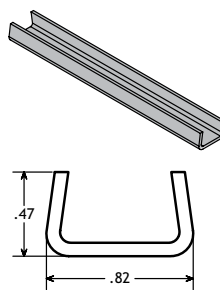
PART NUMBER	LENGTH
PVG204F45316S	4.5
PVG204F60316S	6.0
PVG204F75316S	7.5
PVG204F90316S	9.0



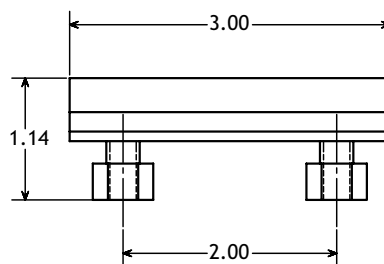
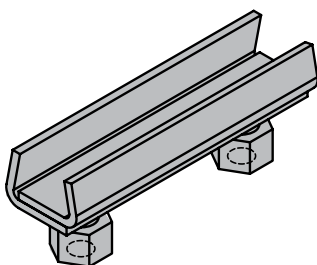
POBCO Guide Rail Connectors

Stainless Steel Guide Rail Connectors 14GA

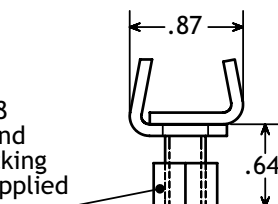
Used to connect ends of all guide rail on pages 2-7 that measure .67 across bottom



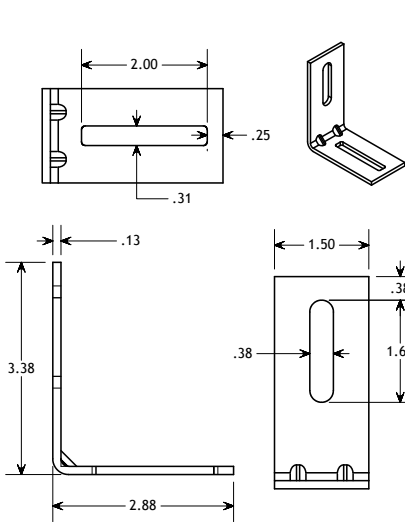
POBCO Stainless Steel Two Piece Clamp with Hardware



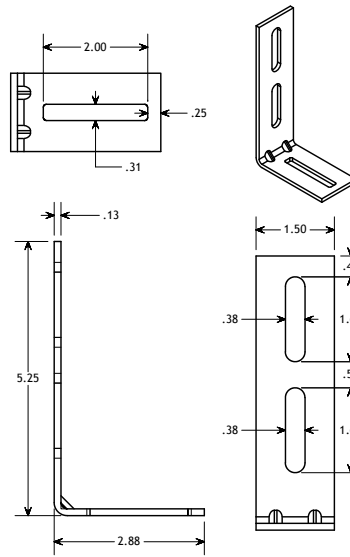
5/16-18 studs and self locking nuts supplied



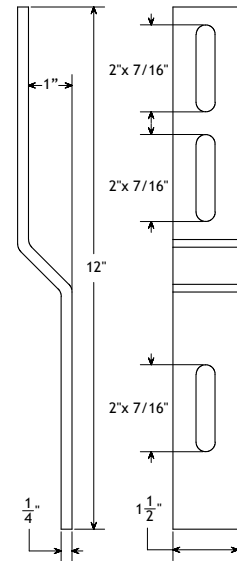
POBCO Stainless Steel Guide Rail Brackets



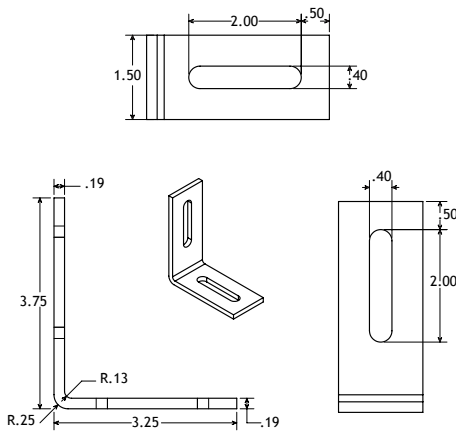
GRB-SS-Short: 304 S.S.



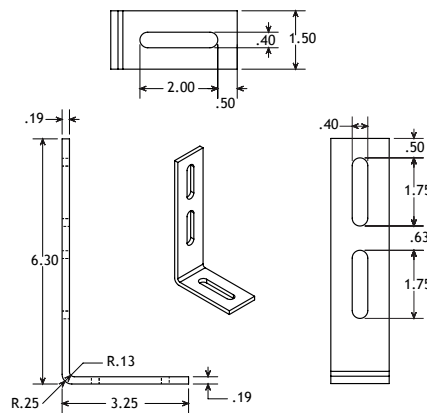
GRB-SS-Long: 304 S.S.



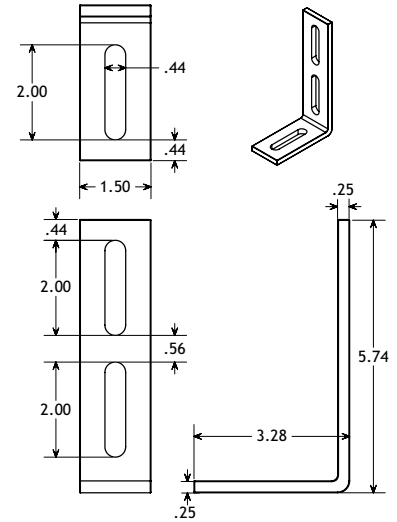
GRBFB1SS: 304 S.S.



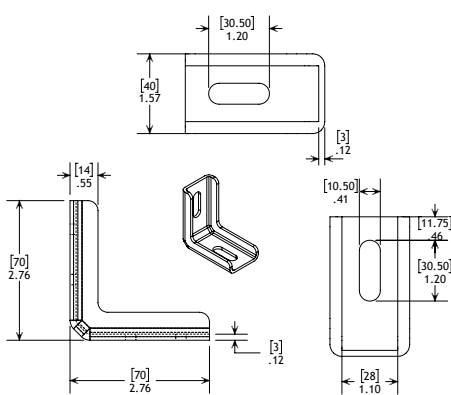
GRBSSSHORT03: 304 S.S.



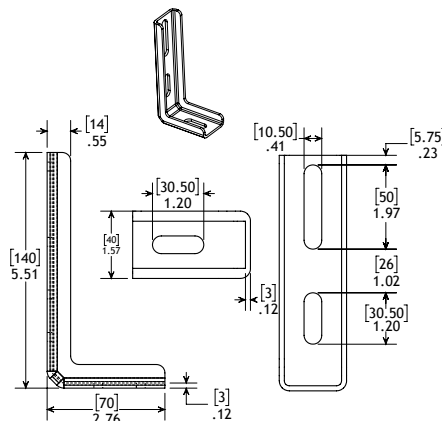
GRBSSLONG03: 304 S.S.



GRBPBSS: 316 S.S.



GRB387: 304 S.S. 3MM Thick



GRB392: 304 S.S. 3MM Thick

POBCO Cross Blocks Quick Release with Black Plastic Knob and SS Eyebolt

Cross Block with Knobs
Connects two round rods at 90°. Each side of the cross block can be quickly adjusted by loosening the hand knob.

PART NO.	SHAFT DIA.	SHAFT DIA.	MATERIAL	DIAGRAM
CBN-13316	1/2"	1/2"	all plastic	2
CBN-13318	1/2"	5/8"	all plastic	2
CBN-13321	5/8"	5/8"	all plastic	2
CBN-13316SS	1/2"	1/2"	stainless with plastic knob	1
CBN-13321SS	5/8"	5/8"	stainless with plastic knob	1

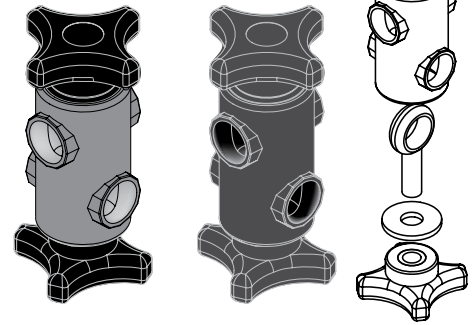
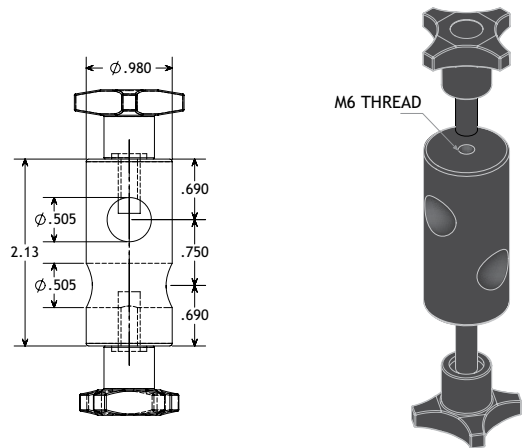


Diagram 1

Diagram 2

POBCO Positive Action Cross Block

PART NO.	DIA. 1	DIA. 2	Material: reinforced polyamide Uses: Rod dia. 1/2"
CBN-13182	1/2"	1/2"	

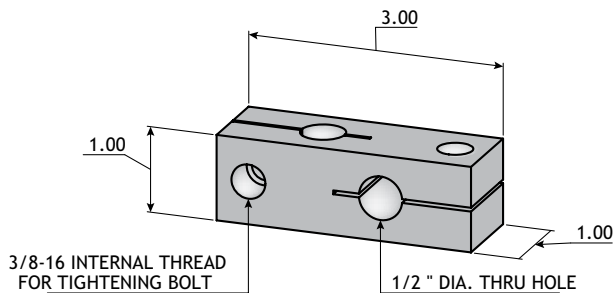


M6 THREAD

POBCO Metal Cross Block

Metal Cross Blocks for 1/2" dia. Vertical and Horizontal Rods

#CB0808STEEL - Zinc Plated Steel
#CB0808SS - Stainless Steel



3/8-16 INTERNAL THREAD FOR TIGHTENING BOLT

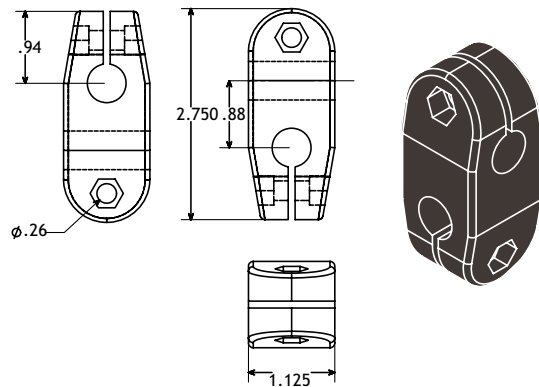
1/2" DIA. THRU HOLE

POBCO Plastic Cross Block

Supplied with Stainless Steel 1/4-20 Bolts and Nickel-Plated Brass Nuts

1/2"	#CBN0808
5/8"	#CBN1010

Black reinforced Polyamide as the material and 1/4-20 SS bolts and nickel plated brass nuts for the hardware



POBCO Side Guide Brackets

FOR 3/8" BOLT

Bracket Material: polyamide; Supplied with 304 SS washer.

Part No. GRB-Plastic1

Knob and Cap material: polyamide; Supplied with 304 SS eyebolt, 3/8-16 bolt, and washers

(For Bracket #GRB-Plastic1)

PART NO.	SHAFT DIA.
KA08	1/2"
KA10	5/8"

Material: Bracket and adjustable knob in polyamide; eyebolt, nut, screws and washer in 304 SS; knob in polyamide.

PART NO.	SHAFT DIA.
GRB1KA08	1/2"
GRB1KA10	5/8"

Knob: Polyamide
Cap: Stainless Steel: Supplied with stainless steel eyebolt, knob, 3/8-16 bolt, and washers

PART NO.	SHAFT DIA.	A	B	C
KA08SS	1/2	3.28	.89	1.61
KA10SS	5/8	3.28	.89	1.61
KA08SSMED	1/2	4.19	1.81	2.52
KA10SSMED	5/8	4.19	1.81	2.52
KA08SSSTALL	1/2	7.50	5.09	5.80
KA10SSSTALL	5/8	6.05	3.55	4.32

Material: Bracket and adjustable in polyamide; eyebolt, nut, screws and washer in 304 SS; knob in polyamide with nickel plated brass insert.

PART NO.	SHAFT DIA.
PP13696LG	1/2"
PP13769LG	5/8"

Bracket Material: Polyamide; eyebolt and washer in 304 SS; knob in polyamide with nickel plated brass insert.

PART NO.	SHAFT DIA.
PP-13696	1/2"
PP-13769	5/8"

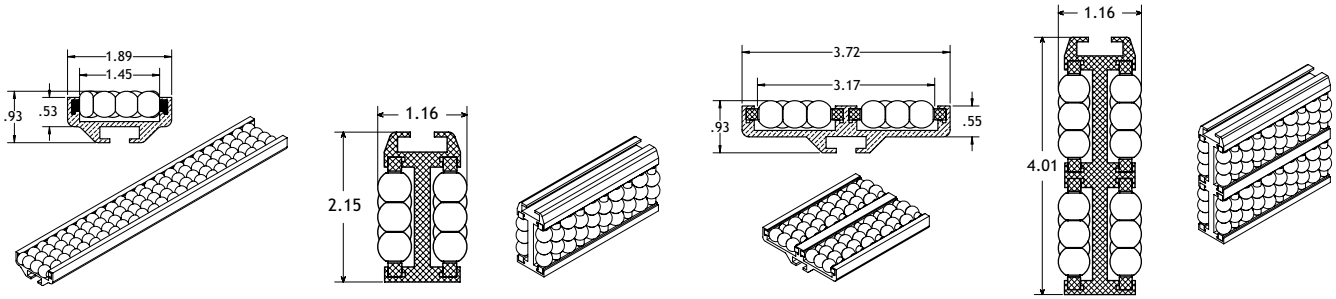
T: 508.791.6376

FAX: 508.791.3247

pobcco@pobccoplastics.com

POBCO Bead Rails and Lane Dividers

Containers, bottles, cans and other packages often require separation into multiple lanes on select areas of conveyors. POBCO offers two styles of lane dividers below, both consisting of an aluminum extrusion for rigidity and strength, and a plastic cover for reduced wear. Aluminum and plastic are shipped assembled. Fasten with 5/16" Carriage Bolt.



PSBR-1

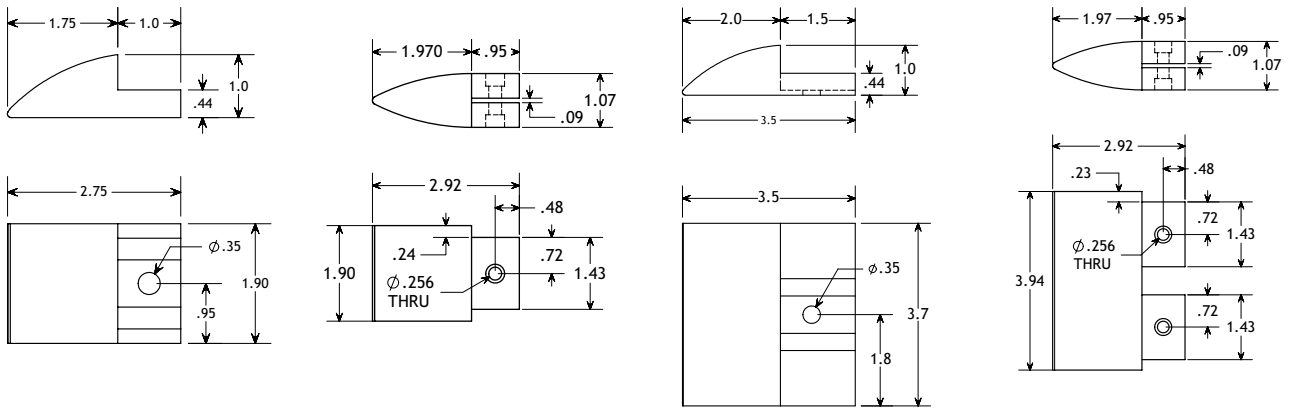
PDBR-2

PSDBR-3

PDDBR-4

Plow Ends for Bead Rails and Lane Dividers

Machined plow ends available in UHMW or Plus.

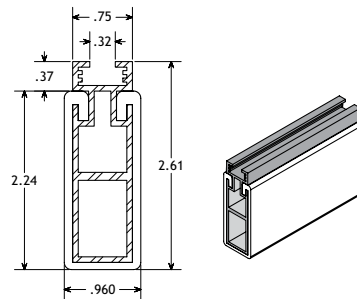


PSSPUHMWREVA
(Use with PSBR-1)

PSDSPUHMW
(Use with PDBR-2)

PDSPUHMW
(Use with PSDBR-3)

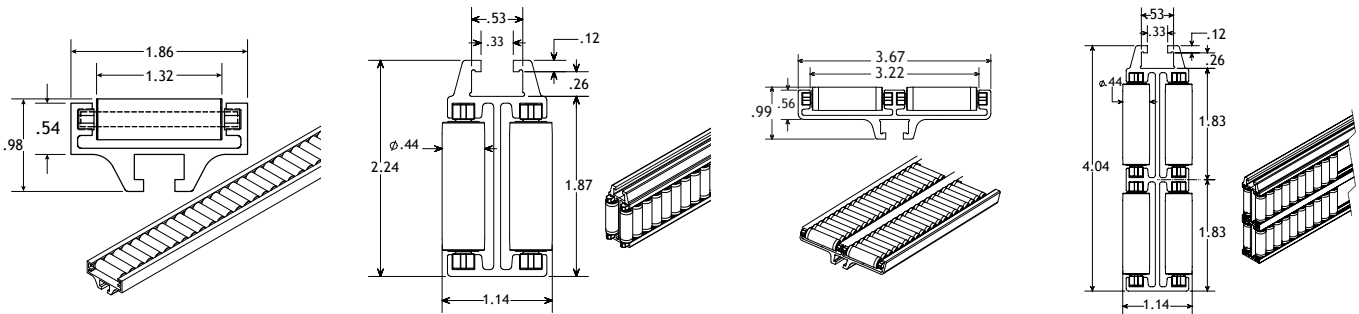
PDDSPUHMW
(Use with PDDBR-4)



UHMW# GRU1232
Assembled with Aluminum #RD1240

POBCO Roller Rails and Lane Dividers

Containers, bottles, cans and other packages often require separation into multiple lanes on select areas of conveyors. Available in 3 meter lengths; Anodized Aluminum Profile; Rollers in Grey Polyethylene; Support Pins in Stainless 304



PP32584552

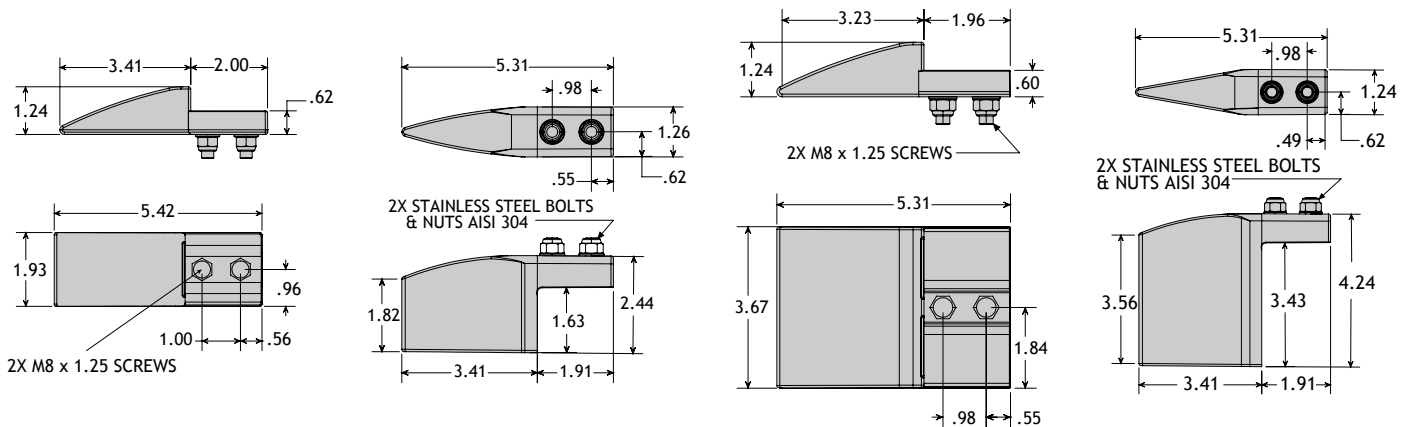
PP32784555

PP32684553

PP32884556

Plow Ends for Roller Rails and Lane Dividers

Molded polyethylene with lubricating additive.



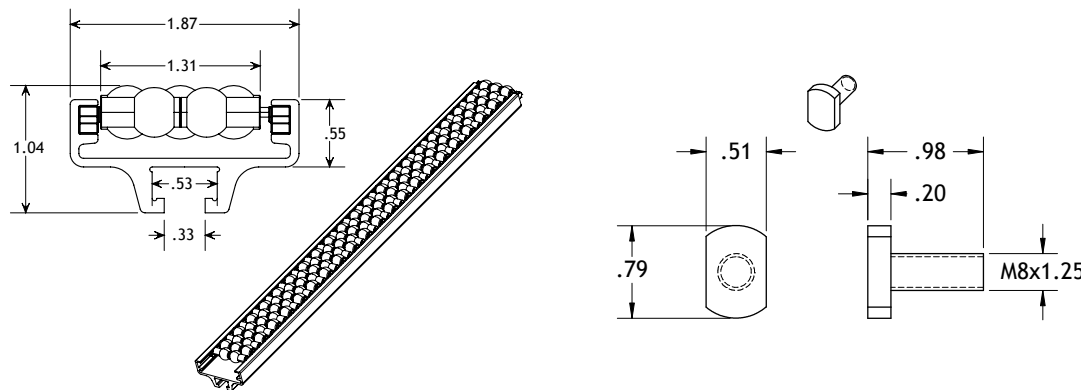
PP34085826
(Use with PP32584552
and PP46885585)

PP34185828
(Use with PP32784555)

PP34285984
(Use with PP32684553)

PP34385985
(Use with PP32884556)

Available in 3 meter lengths; Anodized Aluminum Profile; Beads in Grey Polyethylene; Support Pins in Stainless 304



PP46885585

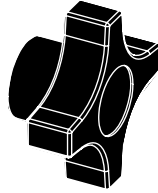
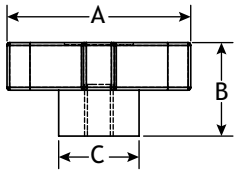
PP43790419
Bolt with "T" Shaped Head for use with the POBCO Roller
Rails and Lane Dividers

T: 508.791.6376

FAX: 508.791.3247

pobcco@pobccoplastics.com

POBCO Plastic 4-Prong Knobs



Specifications

Black phenolic plastic
Brass Insert

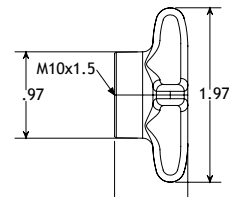
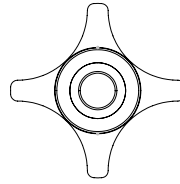
PART NUMBER	A	B	C	THREAD	THREAD DEPTH
20	1.19	.88	.50	1/4-20	.50
28	1.75	1.00	.81	5/16-18	.50
D325	1.50	.88	.63	3/8-16	.50

ADDITIONAL THREAD SIZES ALSO AVAILABLE UPON REQUEST

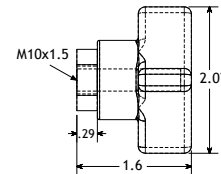
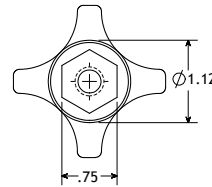
PART NUMBER	A	B	C	THREAD	THREAD DEPTH
PP281M10FSTEEL	2.00	.78	.94	M-10	.50

POBCO Replacement Knobs for Brackets

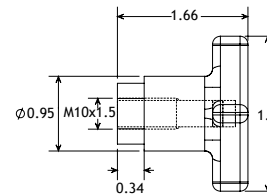
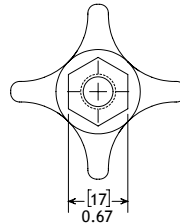
Knobs supplied in polyamide with nickel plated inserts



PP313




PPKA



PP227

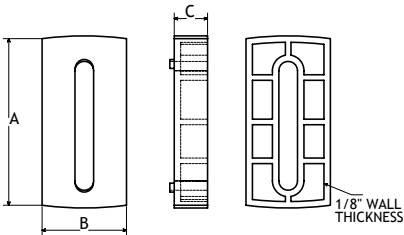
POBCO Spacers for Brackets



PART NO.	A	B	C
BSSU	3.750	1.900	.750

Spacer for GRBPLASTIC1 see pg. 15

MATERIAL: polyamide
Allows for efficient mounting of several spacers together to obtain wider bracket or guide rail distance.



PART NO.	A	B	C
PP13399	2.95	1.57	.625

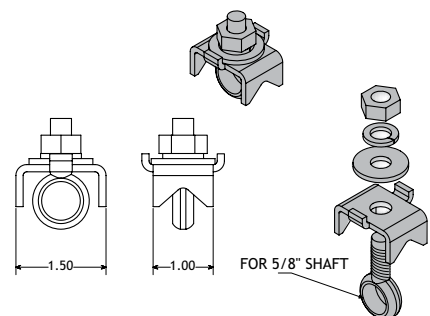
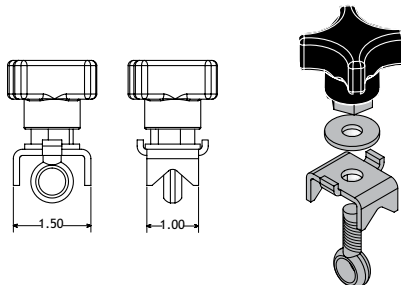
Spacer for PP13696 see pg. 15

MATERIAL: polyamide
Allows for efficient mounting of several spacers together to obtain wider bracket or guide rail distance.

BTSU
Material: Black UHMW
FOR USE WITH KA08

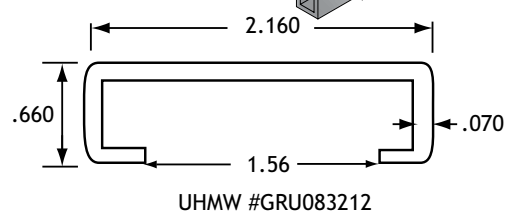
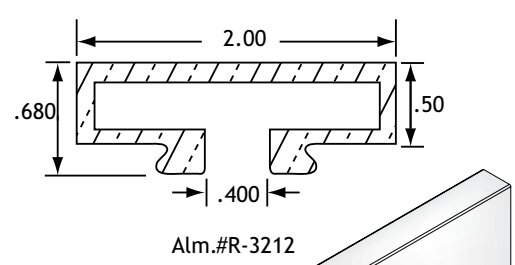
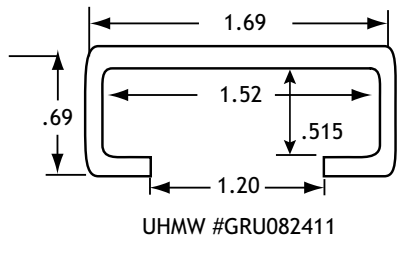
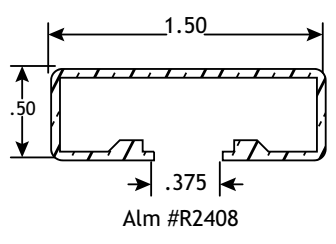
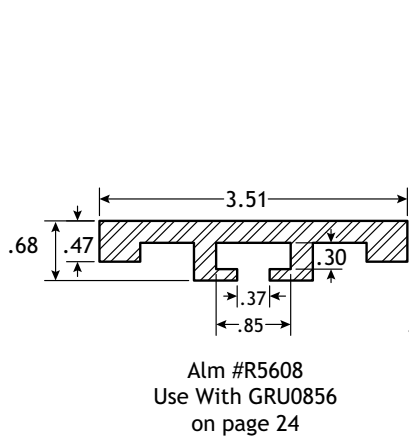
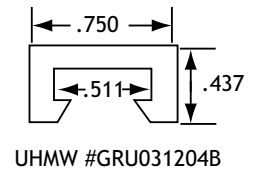
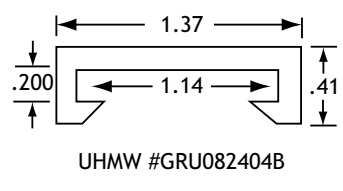
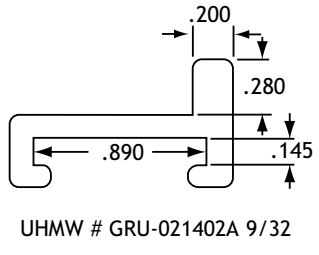
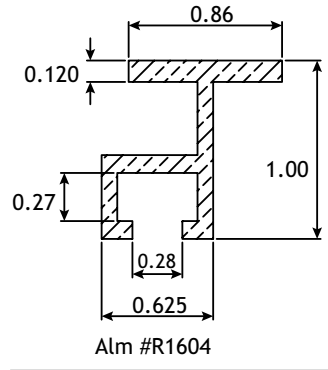
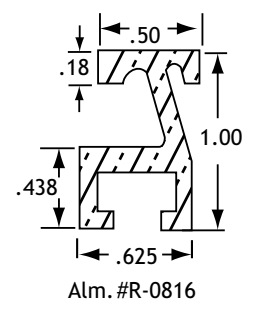
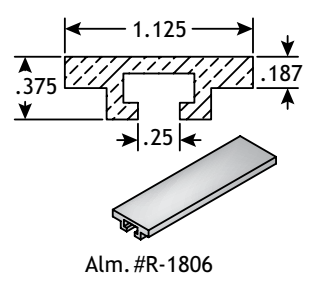
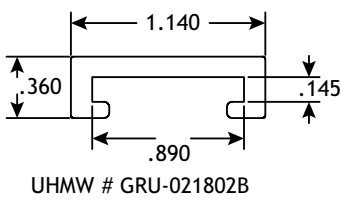
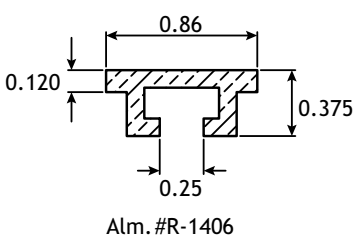
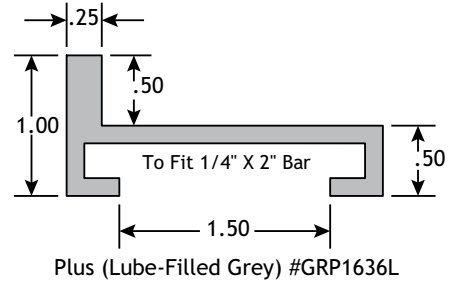
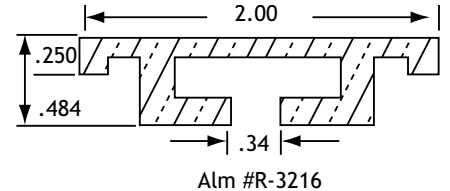
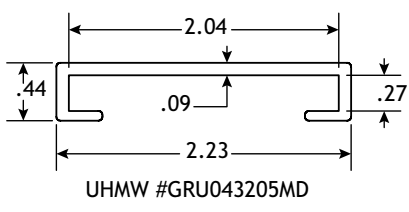
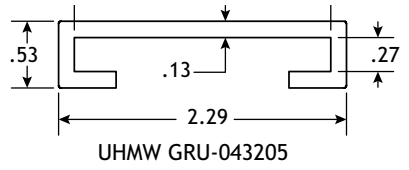
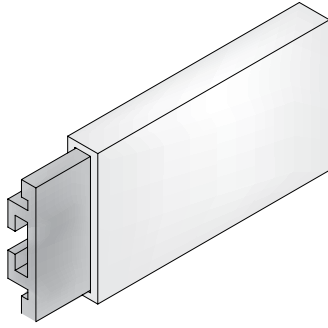
PART NO.	SHAFT SIZE	MATERIAL
PP641TK12	1/2"	Stainless with Black Polyamide Knob
PP641TK58S	5/8"	Stainless with Black Polyamide Knob

PART NO.	MATERIAL
PP641TN58	All Stainless



POBCO Guide Rail Covers & Aluminum Rails

UHMW is the most common Cover Material. Other materials available upon request. Aluminum & Plastic normally shipped unassembled.



pobco@pobcoplastics.com
T: 508.791.6376
FAX: 508.791.3247

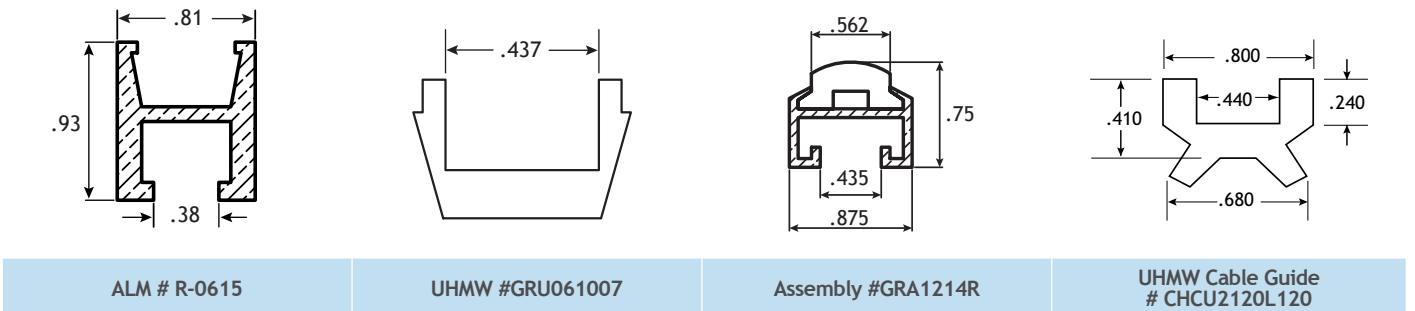
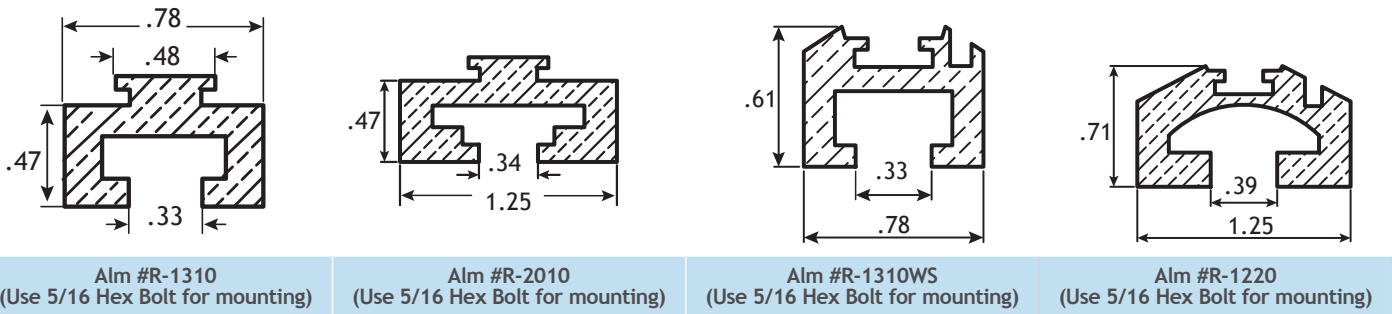
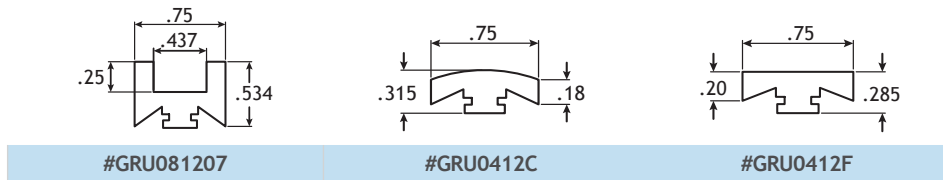
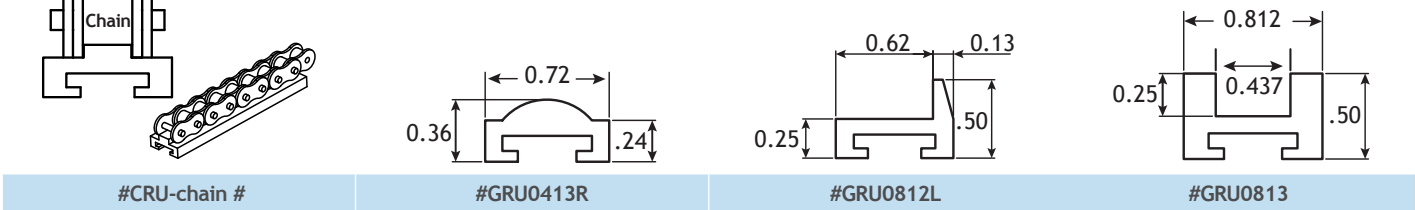
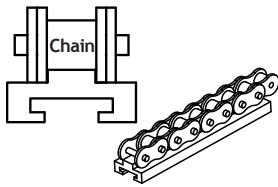
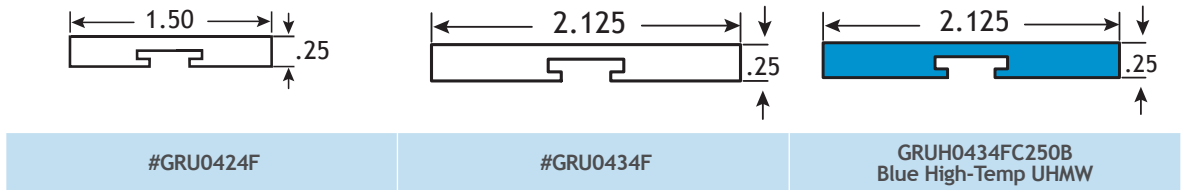
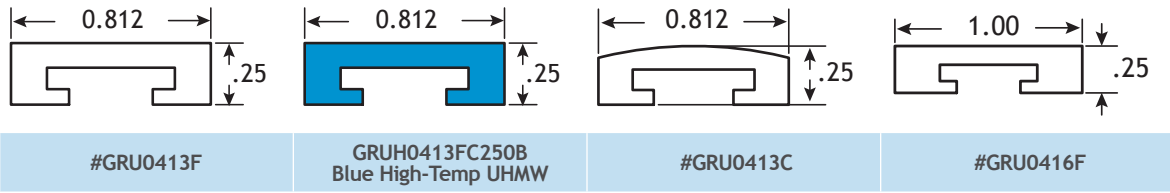
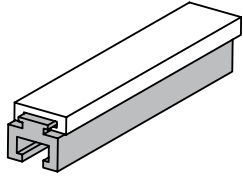
POBCO Guide Rail Covers & Aluminum Rails

UHMW is the most common Cover Material. Other materials available upon request. Aluminum & Plastic normally shipped unassembled.

T: 508.791.6376

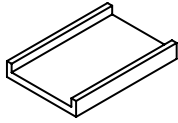
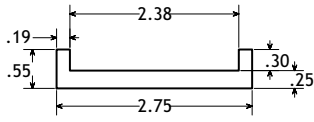
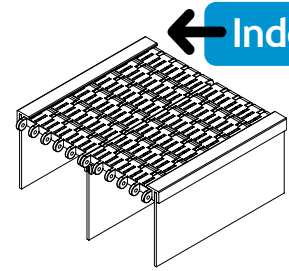
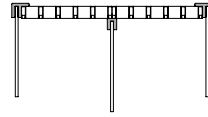
FAX: 508.791.3247

pobcco@pobccoplastics.com



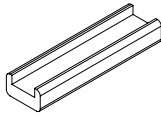
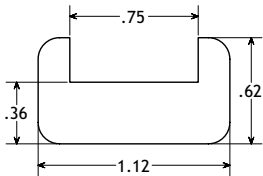
POBCO Guides and Raceways for Modular Belting and Chain

UHMW and Plus (Lube-Filled UHMW) are most common materials.



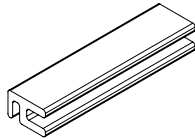
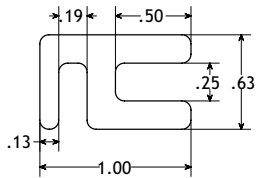
#P1U-0538

Material: UHMW



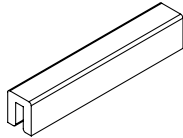
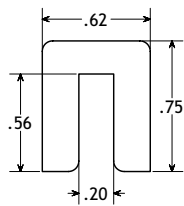
#P1U-0412

Material: UHMW



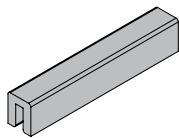
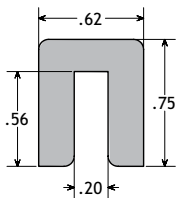
#CTU1016

Material: UHMW



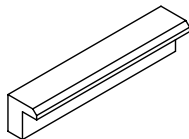
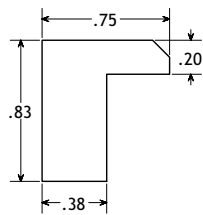
#CTU1210

Material: UHMW



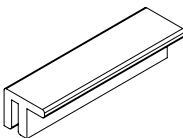
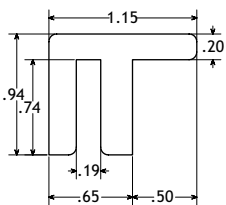
#CTP1210

Material: Plus



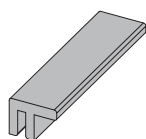
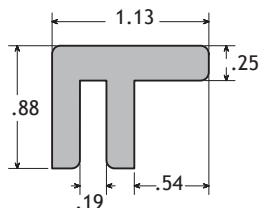
#CTU13125

Material: UHMW



#CTU1518LEG

Material: UHMW



#CTP1518LEG

Material: Plus

#CGU3000

Material: UHMW

#CGU3000TAB

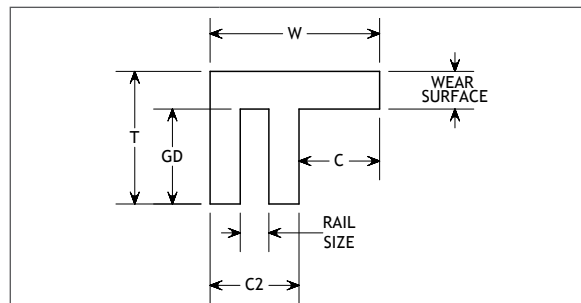
Material: UHMW

#CTU1516

Material: UHMW

#CTU121302

Material: UHMW



Custom Belt Guide	Dimension
W	
T	
Wear Surface	
C	
C2	
Rail Size	
GD	

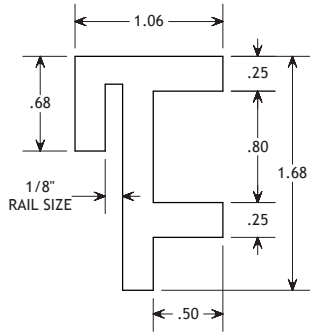
POBCO Belt Guides

For Modular Belting Supports and Hold Downs. Offered in White UHMW, Plus Lube Filled UHMW and AW Blue Lube Filled UHMW

T: 508.791.6376

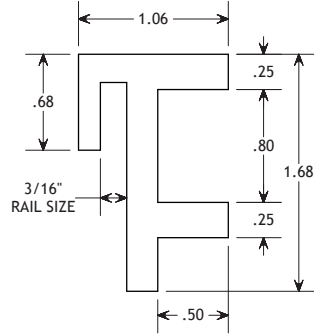
FAX: 508.791.3247

pobco@pobcoplastics.com



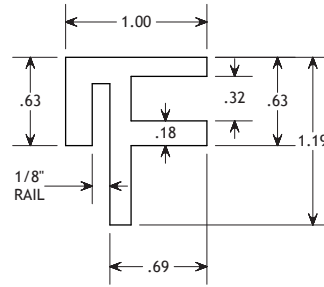
FOR 1/8" THICK RAIL

PART	MATERIAL
CGU021727	White UHMW
CGP021727	Plus Lube Filled
CGAW021727	AW Blue Lube Filled



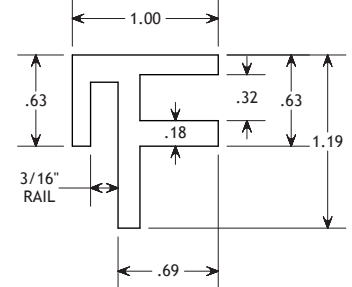
FOR 3/16" THICK RAIL

PART	MATERIAL
CGU031727	White UHMW
CGP031727	Plus Lube Filled
CGAW031727	AW Blue Lube Filled



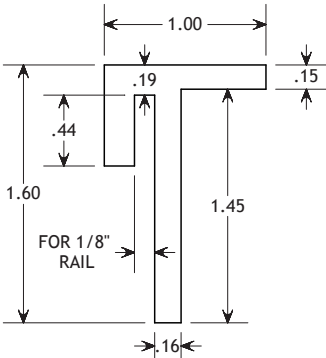
FOR 1/8" THICK RAIL

PART	MATERIAL
CGU021619	White UHMW
CGP021619	Plus Lube Filled
CGAW021619	AW Blue Lube Filled



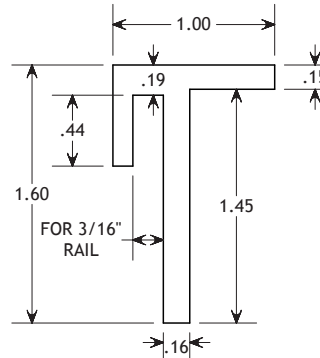
FOR 3/16" THICK RAIL

PART	MATERIAL
CGU031619	White UHMW
CGP031619	Plus Lube Filled
CGAW031619	AW Blue Lube Filled



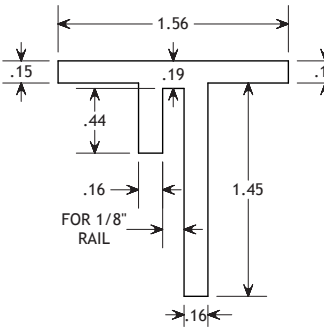
FOR 1/8" THICK RAIL

PART	MATERIAL
CGU021625	White UHMW
CGP021625	Plus Lube Filled
CGAW021625	AW Blue Lube Filled



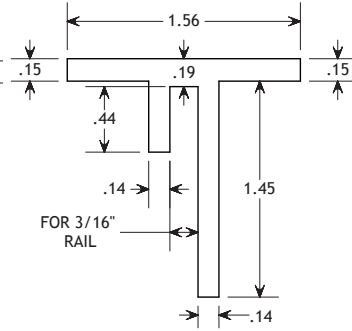
FOR 3/16" THICK RAIL

PART	MATERIAL
CGU031625	White UHMW
CGP031625	Plus Lube Filled
CGAW031625	AW Blue Lube Filled



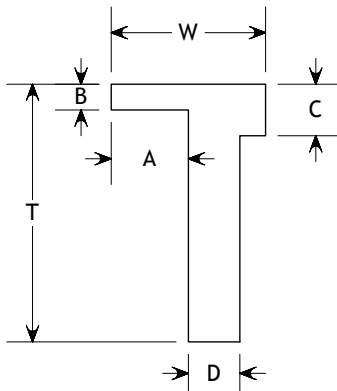
FOR 1/8" THICK RAIL

PART	MATERIAL
CGU022525	White UHMW
CGP022525	Plus Lube Filled
CGAW022525	AW Blue Lube Filled



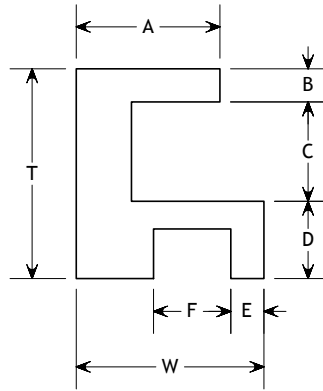
FOR 3/16" THICK RAIL

PART	MATERIAL
CGU032525	White UHMW
CGP032525	Plus Lube Filled
CGAW032525	AW Blue Lube Filled



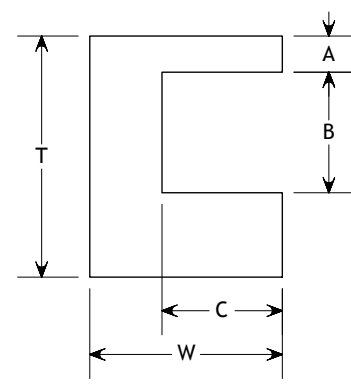
MODULAR BELTING GUIDE OPTION 1

DIMENSION	DIMENSION
A	D
B	T
C	W



MODULAR BELTING GUIDE OPTION 2

DIMENSION	DIMENSION
A	E
B	F
C	T
D	W

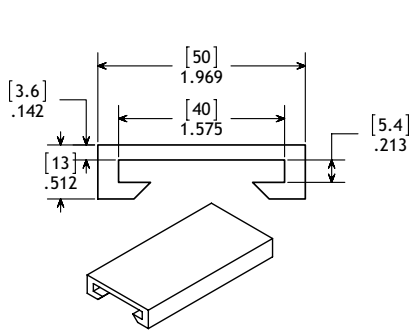


MODULAR BELTING GUIDE OPTION 3

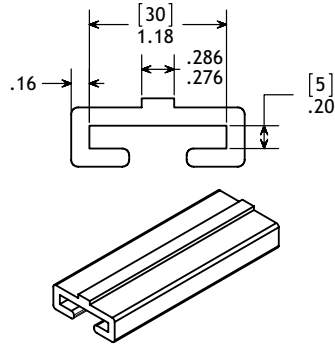
DIMENSION
A
B
C
T
W

POBCO Guide Rail Snap Ons

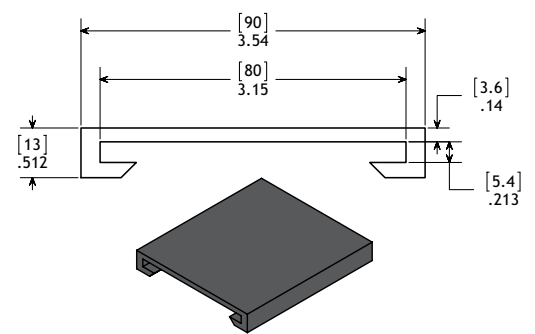
UHMW is the most common material. Other materials or colors on special request.



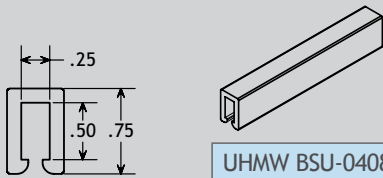
UHMW GRU5.44013mm



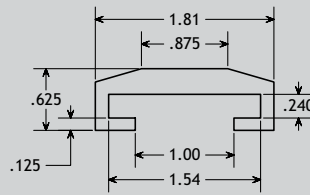
UHMW # GRU-5mm30mm



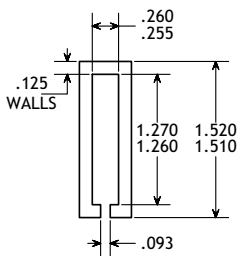
UHMW GRU5.48013mm



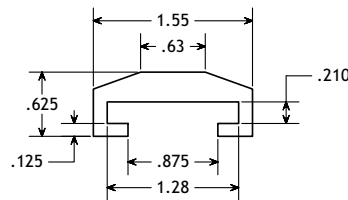
UHMW BSU-040812B



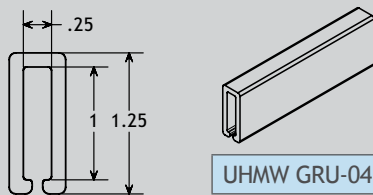
UHMW GRU032410



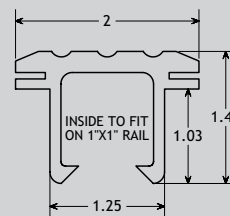
UHMW GRU-042024



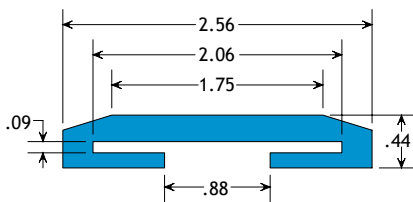
UHMW GRU032010



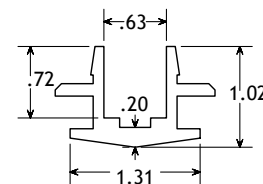
UHMW GRU-041620



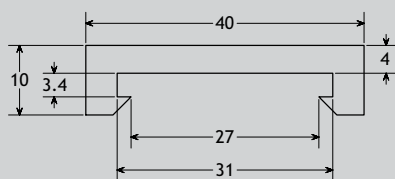
UHMW GRU-161622WT



Blue UHMW GRU.0943207

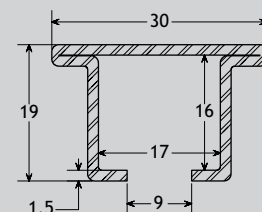
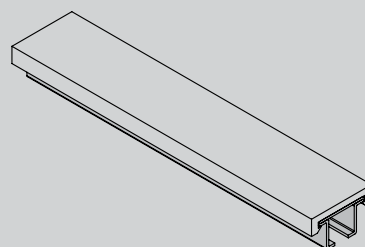


ROLLER CHAIN GUIDE
Green UHMW CGU-DPAMS
Plus (Lube-Filled UHMW) CGP-DPAMS



PP38584123L3M

Green UHMW 3 Meter Lengths



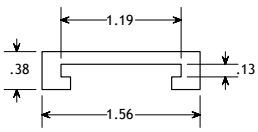
PP38484121L3M

304 Stainless Steel 3 Meter Lengths

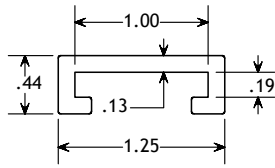
POBCO Guide Rail Snap-Ons

Material: UHMW

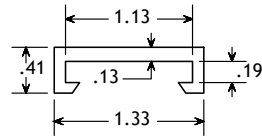
For 1/8" and 3/16" Rail



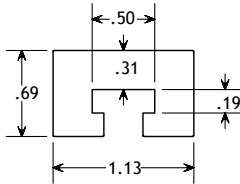
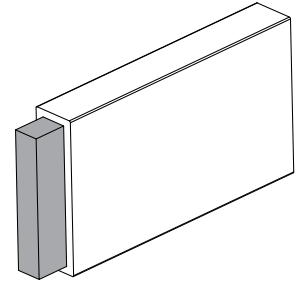
#GRU021906
Fits 1/8x1-3/16



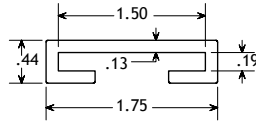
#GRU031607
Fits 3/16x1



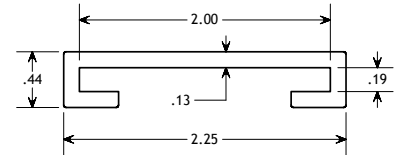
#GRU082404B
Fits 3/16x1-1/8



#GRU030811
Fits 3/16x1-1/2

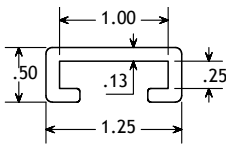


#GRU032407
Fits 3/16x1-1/2

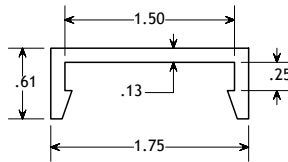


#GRU033224
Fits 3/16x2

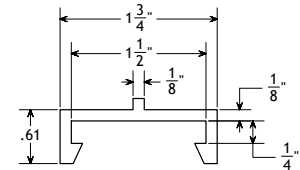
For 1/4" Rail



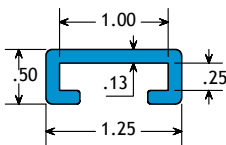
#GRU041607
Fits 1/4x1



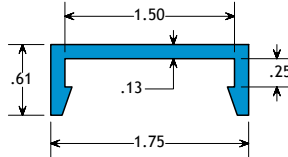
#GRU042410B
Fits 1/4x1-1/2



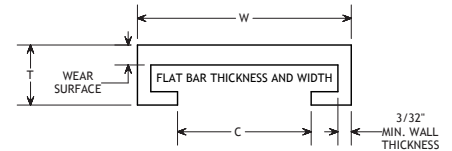
#GRU042410BL1/8
Fits 1/4x1-1/2



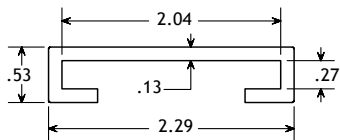
#GRU041607L240B
Fits 1/4x1



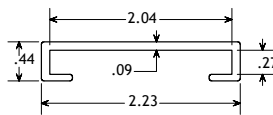
#GRU042410BL120BLUE
Fits 1/4x1-1/2



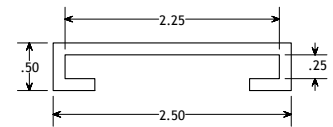
PLEASE PROVIDE INDICATED SPECS FOR CUSTOM GUIDE RAIL COVERS



#GRU043205
Fits 1/4x2

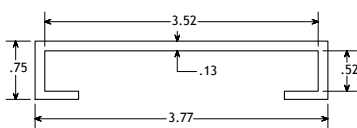


#GRU043205MD
Fits 1/4x2

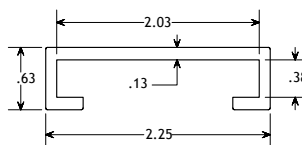


#GRU043608
Fits 1/4x2-1/4

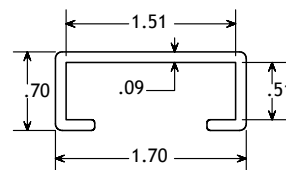
For 3/8" and 1/2" Rail



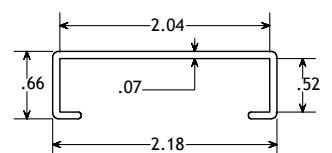
#GRU085612L120
1/2 x 3-1/2



#GRU063211
Fits 3/8x2



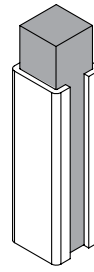
#GRU082411
Fits 1/2x1-1/2



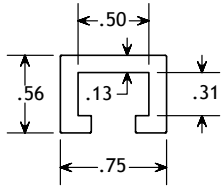
#GRU083212
Fits 1/2x2

POBCO Guide Rail Snap-Ons

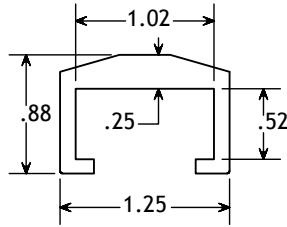
Many Sizes Suitable for Spiral Conveyors



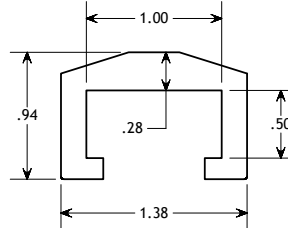
Material: UHMW



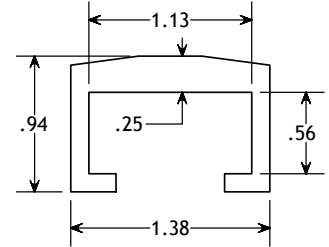
#GRU050809
Fits 5/16x1/2



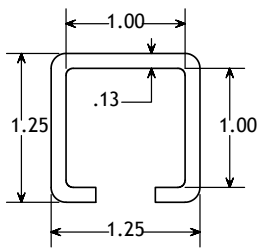
#GRU081615LD
To fit 1/2x1



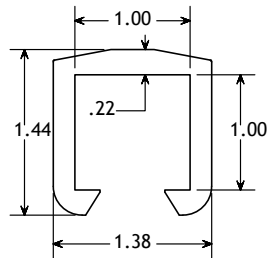
#GRU081615
To fit 1/2x1"



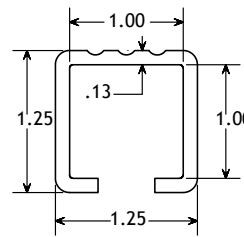
#GRU091821
To fit 9/16x1-1/8



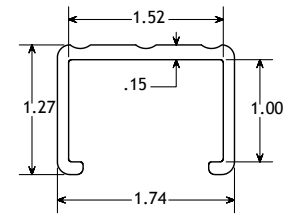
#GRU161620
To fit 1x1



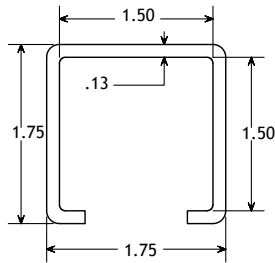
#GRU161623
To fit 1x1



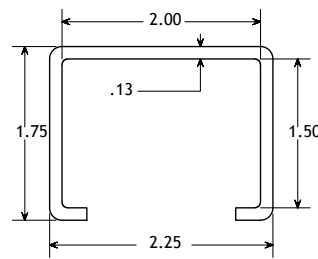
#GRU161620RIB
To fit 1x1



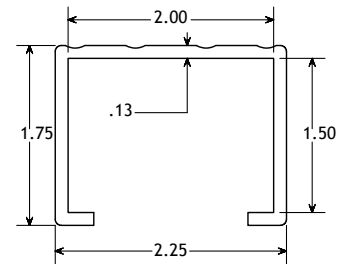
#GRU1624RIB
To fit 1x1-1/2



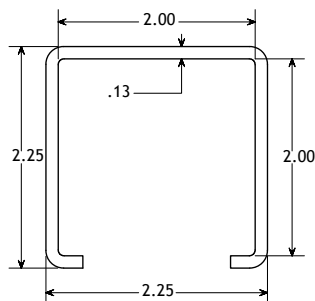
#GRU242428
To fit 1-1/2x1-1/2



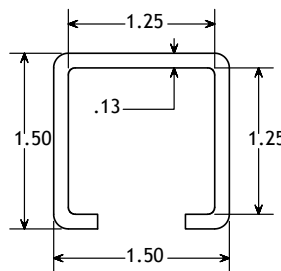
#GRU243215
to fit 1-1/2x2



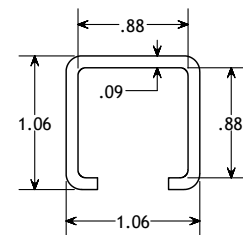
#GRU243215RIB
To fit 1-1/2x2



#GRU323236
To fit 2x2



#GRU202024
To fit 1-1/4x1-1/4



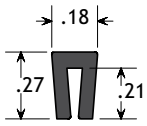
#GRU141417L120
To fit 7/8x7/8

POBCO Bar Snap-Ons (for Chain Guides, Bumpers, & Edge Covers)

Materials:

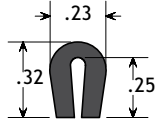
- UHMW BSU prefix
- Plus (fluid lube-filled UHMW) BSP prefix
- Nylon MD (Nylatron GS) BSG prefix
- Nylon (Natural) BSN Prefix

Fits 1/16" Rail



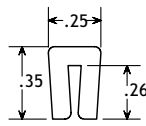
#BSG010205

Material: Nylon MD
Fits 1/16" Rail



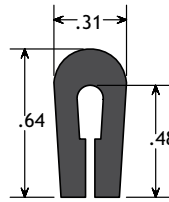
#BSG010405

Material: Nylon MD
Fits 1/16" Rail



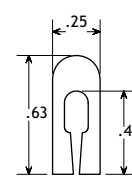
#BSU010405

Material: UHMW
Fits 1/16" Rail



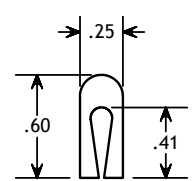
#BSG010709

Material: Nylon MD
Fits 1/16-3/32" Rail



#BSU010710

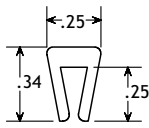
Material: UHMW
Fits 1/16-3/32" Rail



#BSU020710

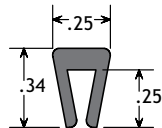
Material: UHMW
Fits 1/16" Rail

Fits 1/8" Rail



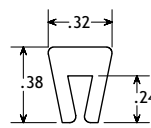
#BSU020404

Material: UHMW
Fits 1/8" Rail



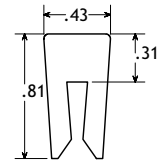
#BSP020404

Material: Plus
Fits 1/8" Rail



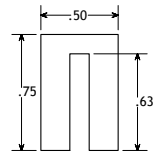
#BSU020306S

Material: UHMW
Fits 1/8" Rail



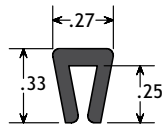
#BSU020712

Material: UHMW
Fits 1/8" Rail



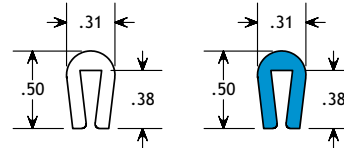
#BSU021012

Material: UHMW
Fits 1/8" Rail



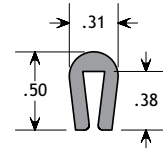
#BSG020405

Material: Nylon MD
Fits 1/8" Rail



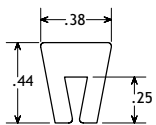
#BSU020608
#BSU020608BLUE

Material: UHMW
Fits 1/8" Rail



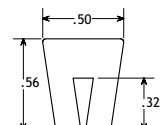
#BSP020608

Material: Plus
Fits 1/8" Rail



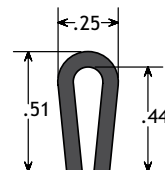
#BSU020307

Material: UHMW
Fits 1/8" Rail



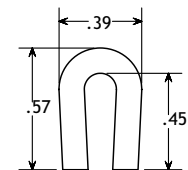
#BSU020509

Material: UHMW
Fits 1/8" Rail



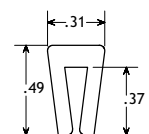
#BSG020708

Material: Nylon MD
Fits 1/8" Rail



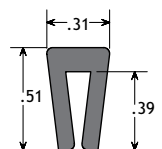
#BSN020709

Material: Nylon White
Fits 1/8" Rail



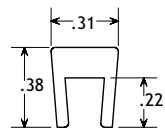
#BSU020609

Material: UHMW
Fits 1/8" Rail



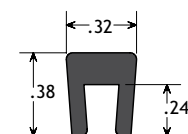
#BSP020609

Material: Plus
Fits 1/8" Rail



#BSN020306

Material: Nylon White
Fits 1/8" Rail



#BSG020306

Material: Nylon MD
Fits 1/8" Rail

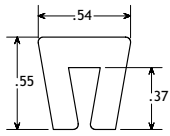
POBCO Bar Snap-Ons

(for Chain Guides, Bumpers, & Edge Covers)

Materials:

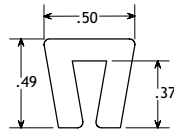
- UHMW BSU prefix
- Plus (fluid lube-filled UHMW) BSP prefix
- Nylon MD (Nylatron GS) BSG prefix

Fits 3/16" Rail



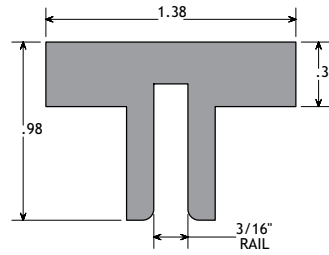
#BSU030509

Material: UHMW
Fits 3/16" Rail



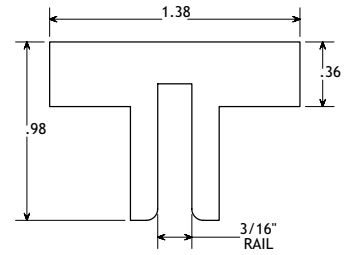
#BSU030608

Material: UHMW
Fits 3/16" Rail



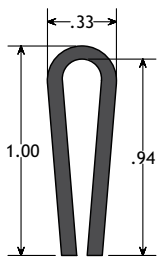
#BSP031315TTOP

Material: Plus
Fits 3/16" Rail



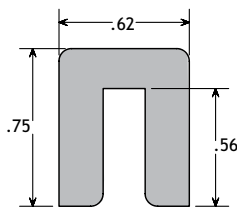
#BSU031315TTOP

Material: UHMW
Fits 3/16" Rail



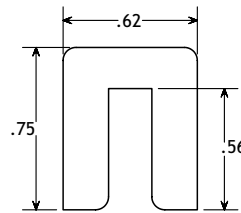
#BSG031516

Material: Nylon MD
Fits 1/8-3/16" Rail



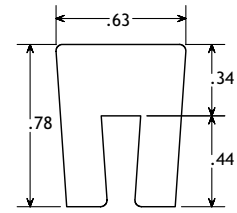
#CTP1210

Material: Plus
Fits 3/16" Rail



#CTU1210

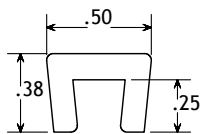
Material: UHMW
Fits 3/16" Rail



#BSU030713

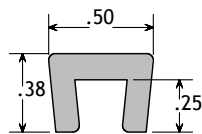
Material: UHMW
Fits 3/16" Rail

Fits 1/4" Rail



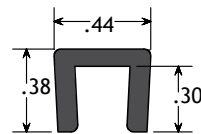
#BSU040406

Material: UHMW
Fits 1/4" Rail



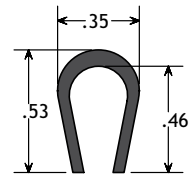
#BSP040406

Material: Plus
Fits 1/4" Rail



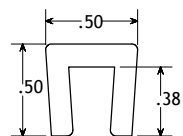
#BSG040506

Material: Nylon MD
Fits 1/4" Rail



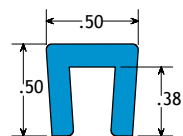
#BSG040708

Material: Nylon MD
Fits 1/4" Rail



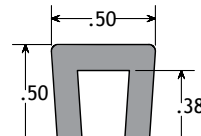
#BSU040608

Material: UHMW
Fits 1/4" Rail



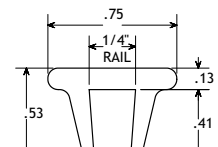
#BSU040608BLUE

Material: UHMW
Fits 1/4" Rail



#BSP040608

Material: Plus
Fits 1/4" Rail



#BSU040608WTC

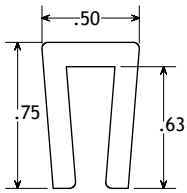
Material: UHMW
Fits 1/4" Rail

POBCO Bar Snap-Ons (for Chain Guides, Bumpers, & Edge Covers)

Materials:

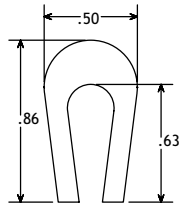
- UHMW BSU prefix
- Plus (fluid lube-filled UHMW) BSP prefix
- Nylon MD (Nylatron GS) BSG prefix

Fits 1/4" Rail



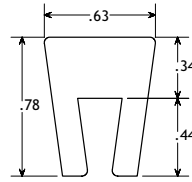
#BSU041012

Material: UHMW
Fits 1/4" Rail



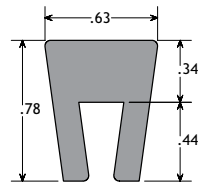
#BSU041014

Material: UHMW
Fits 1/4" Rail



#BSU040713

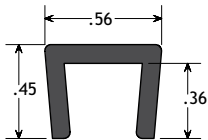
Material: UHMW
Fits 1/4" Rail



#BSP040713

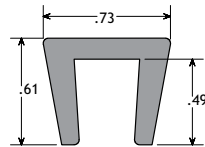
Material: Plus
Fits 1/4" Rail

Fits 3/8" Rail



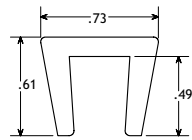
#BSG060607

Material: Nylon MD
Fits 3/8" Rail



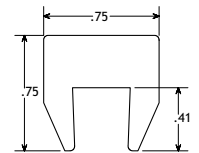
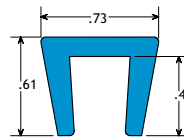
#BSP060810

Material: Plus
Fits 3/8" Rail



#BSU060810
#BSU060810BLUE

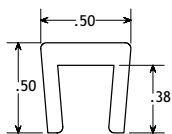
Material: UHMW
Fits 3/8" Rail



#BSU061212

Material: UHMW
Fits 3/8" Rail

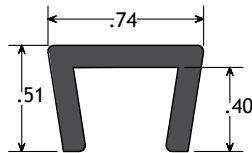
Fits 5/16" Rail



#BSU050608

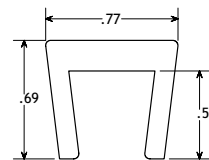
Material: UHMW
Fits 5/16" Rail

Fits 1/2" Rail



#BSG080708

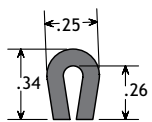
Material: Nylon MD
Fits 1/2" Rail



#BSU080811

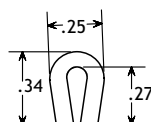
Material: UHMW
Fits 1/2" Rail

Fits 3/32" Rail



#BSP010506

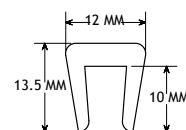
Material: Plus
Fits 3/32" Rail



#BSU010506

Material: UHMW
Fits 3/32" Rail

Fits 6MM Rail



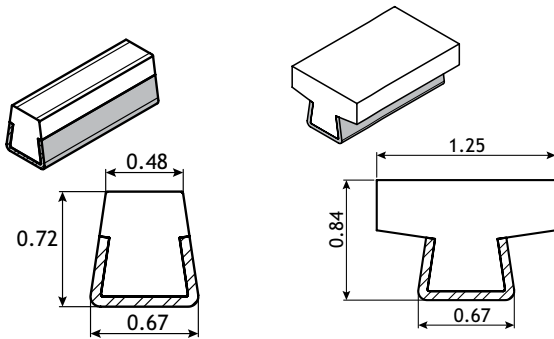
#BSU6MM10MM

Material: UHMW
Fits 6MM Rail

POBCO High Temperature Wear Strips

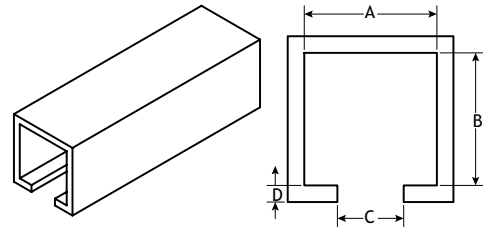
Materials:

- T = Virgin PTFE 450° maximum service temperature
- GT = Glass Filled PTFE 500° maximum service temperature
- UH = High Temp UHMW 275° maximum service temperature
- Virgin PTFE, HiTemp UHMW for USDA/FDA compliance. Glass Filled PTFE for improved wear characteristics.
- POBLON is a Hi-Temp (500°F), proprietary blend of PTFE. POBLON is FDA/USDA compliant. Used in food & pharmaceutical applications such as ovens, fryers, proofing & curing operations. A less expensive alternative to Rulon 641. Color is off-white.



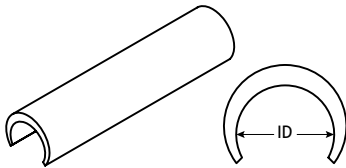
GRAFLATTM - POBLON/SS 10ft.

GRA1.25TTOPTM - POBLON/SS 10ft.



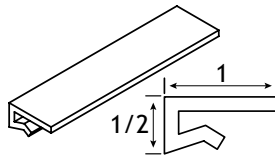
Guide Rail Snap On

PART NUMBER	A	B	C	D
GRT-161620 GRUH-161620	1"	1"	1/2"	1/8"



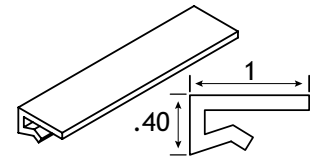
Full Round Snap On

Cover round bar for nearly complete protection. 1/4" ID to 1" ID available. See page 32 for part numbers and size details.



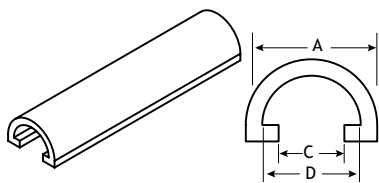
Flat Bar Clip On (Virgin PTFE)

Provides 1" protective cover for 1/8" to 1/4" thick rail. May require pinning. Part # **FBT-031602**

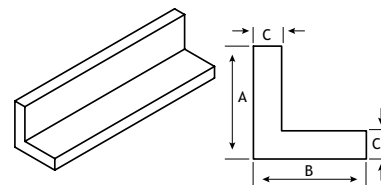


Flat Bar Clip On (Hi Temp UHMW)

Provides 1" protective cover for 1/8" thick rail only. May require pinning. Part # **FBUH-021602**



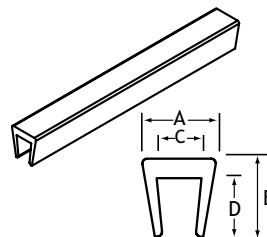
PART NUMBER	A	C	D	FITS OVER
HRT-081106	11/16"	1/4"	1/2"	1/2" Half Round
HRT-101307 HRUH101307	7/8"	3/8"	5/8"	5/8" Half Round
HRT-121508	1"	1/2"	3/4"	3/4" Half Round



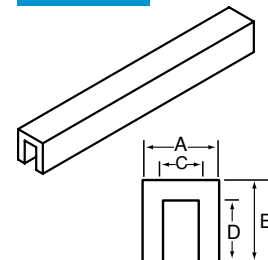
PART NUMBER	A	B	C
GAT-161604 GAGT-161604	1"	1"	1/4"
GAT-242404 GAGT-242404	1-1/2"	1-1/2"	1/4"
GAT-323204 GAGT-323204	2"	2"	1/4"

PART NUMBER	A	B	C	D	FITS RAIL	STYLE
BST-020411 BSGT-020411	9/32"	11/32"	1/8"	1/4"	1/8" - .134" Thick	X Y
BST-040608 BSGT-040608 BSUH040608 BSTM040608	1/2"	1/2"	1/4"	3/8"	1/4" Thick	X Y X Y
BST-060810 BSGT-060810 BSUH060810	3/4"	5/8"	3/8"	1/2"	3/8" Thick	X Y X

Style X



Style Y



POBCO Pet Bottle Straight Neck Guide Rails

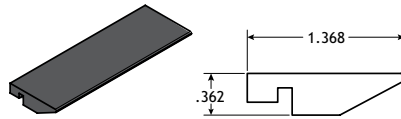
European Style (Overhead Transport of Pet Bottles) See page 31 for additional styles

Available Materials:

- UHMW - Static-Reduced Black
- Green or Black Repro
- Hi-Wear UHMW - Green or Black

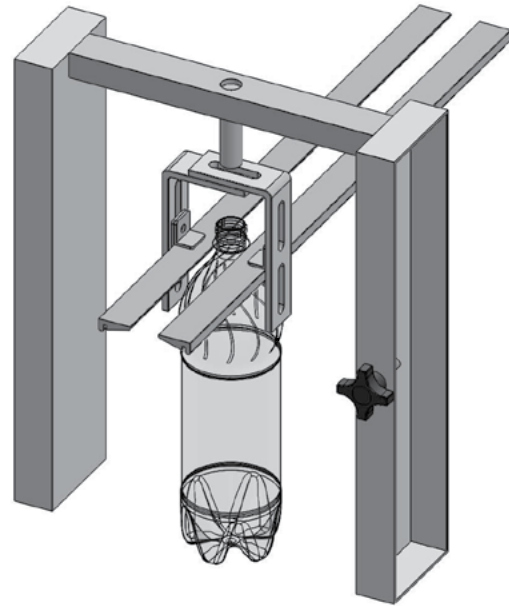
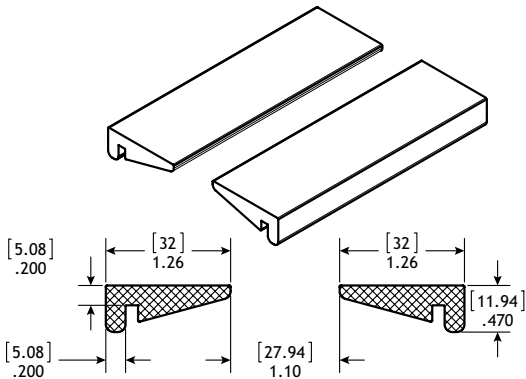
Note: Hi-Wear UHMW is 33% more wear resistant than regular UHMW plastic

PART NUMBER	MATERIAL
CPNECKGUIDE	Black Hi-Wear UHMW



STANDARD LENGTHS = 120"

PART NUMBER	MATERIAL
PET288BURG	Green Repro UHMW
PET288BURB	Black Repro UHMW
PET288BCPGREEN	Green Hi-Wear UHMW
PET288BCBLACK	Black Hi-Wear UHMW

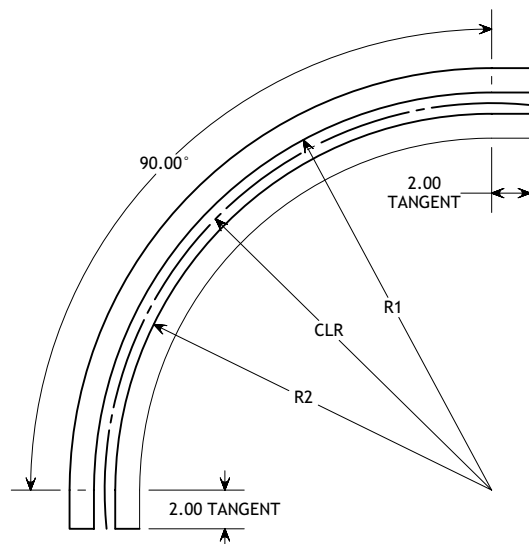
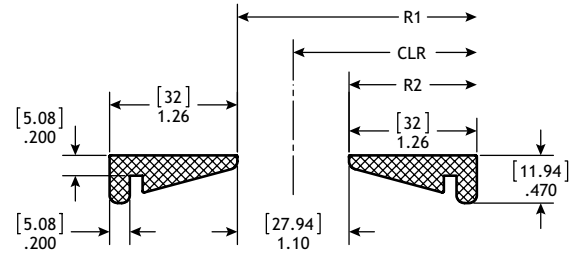


POBCO Pet Bottle Curved Neck Guide Rails

(Overhead Transport of Pet Bottles) UHMW (UHMW) & HiWear UHMW (CPUHMW)

PART NUMBER	MATERIAL
PET28420URG	Green Repro UHMW
PET28420URB	Black Repro UHMW
PET28420CPGREEN	Green Hi-Wear UHMW
PET28420CBLACK	Black Hi-Wear UHMW
PET28430URG	Green Repro UHMW
PET28430URB	Black Repro UHMW
PET28430CPGREEN	Green Hi-Wear UHMW
PET28430CBLACK	Black Hi-Wear UHMW
PET28440URG	Green Repro UHMW
PET28440URB	Black Repro UHMW
PET28440CPGREEN	Green Hi-Wear UHMW
PET28440CBLACK	Black Hi-Wear UHMW

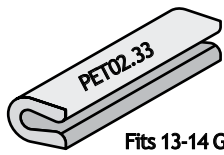
DIMENSIONS IN INCHES		
CLR	R1	R2
20	20.55	19.45
30	30.55	29.45
40	40.55	39.45



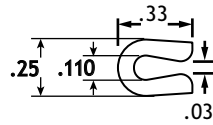
POBCO Neck Guides for PET Bottles

(See pg 30 for European Style)

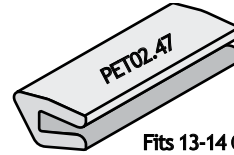
Neck Guides for high speed air conveying applications. Discuss your application with our Sales Department for material selection.



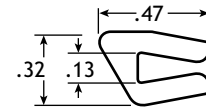
Fits 13-14 Ga.



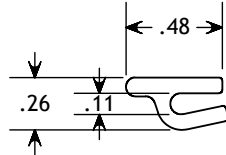
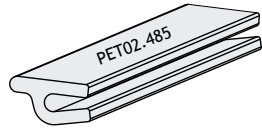
PART NUMBER	MATERIAL
PET02.33P	Plus (Lube Filled UHMW)
PET02.33HPG	High Performance (Gray UHMW)
PET02.33HP	High Performance (Red UHMW)



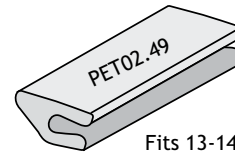
Fits 13-14 Ga.



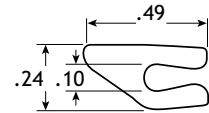
PART NUMBER	MATERIAL
PET02.47P	Plus (Lube Filled UHMW)



PET02.485HPGC250	High Performance (Gray UHMW)
------------------	------------------------------

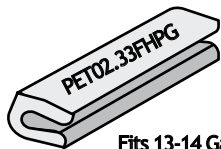


Fits 13-14 Ga.

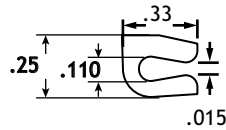


FITS 13-14 GA.

PET02.49HPG	High Performance (Gray UHMW)
PET02.49HP	High Performance (Red UHMW)



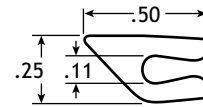
Fits 13-14 Ga.



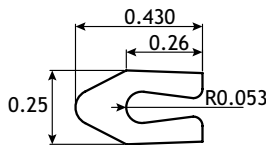
PET02.33FHPG	High Performance (Gray UHMW)
--------------	------------------------------




Fits 13-14 Ga.



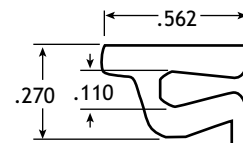
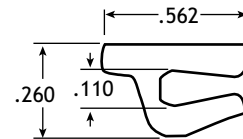
PET02.50HPG	High Performance (Grey UHMW)
PET02.50P	Plus (Lube Filled UHMW)
PET02.50HP	High Performance (Red UHMW)



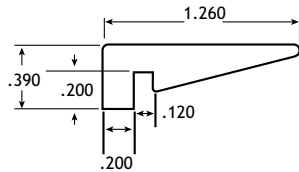
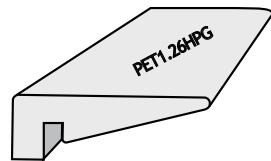
PET02.43HPG	High Performance (Gray UHMW)
-------------	------------------------------



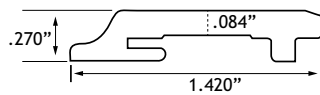
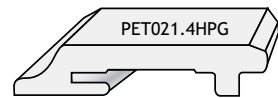
Fits 13-14 Ga.



PET02.56SHP (Sketch A)	High Performance (Red UHMW)
PET02.56LHP (Sketch B)	



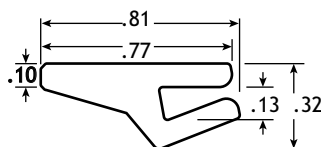
PET1.26HPG	High Performance (Gray UHMW)
------------	------------------------------



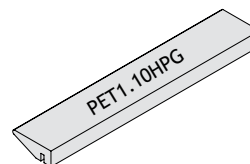
PET021.4HPG	High Performance (Gray UHMW)
-------------	------------------------------



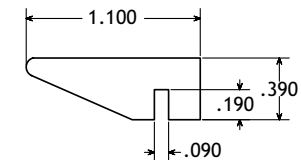
Fits 13-14 Ga.



PET02.81HPG	High Performance (Gray UHMW)
PET02.81SD	Static-Reduced (Black UHMW)
PET02.81HP	High Performance (Red UHMW)



PET1.10HPG	High Performance (Gray UHMW)
------------	------------------------------



POBCO Half Round Snap-Ons

Materials:

- UHMW
- Plus (fluid lube-filled UHMW)
- Nylon MD (dry lubricant-filled nylon)
- PTFEs (Hi-Temp)*

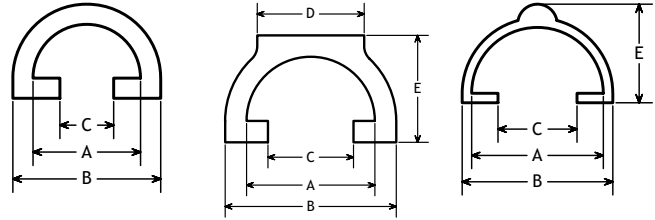

Stainless Steel Round Rods

1/4" diameter – 1/4RoundSSL144
 1/2" diameter – 1/2RoundSSL144
 3/8" diameter – 3/8RoundSSL144



Stainless Steel Half Rounds

HR08SS - 1/2"
 HR10SS - 5/8"
 HR12SS - 3/4"



PROFILE 1

PROFILE 2

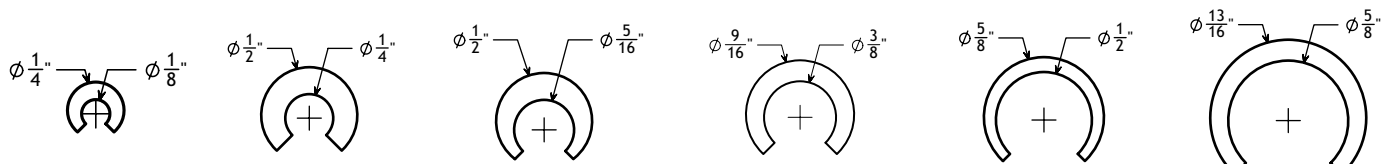
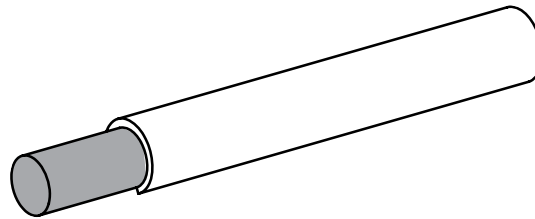
PROFILE 3

PART NUMBER	PROFILE	A	B	C	D	E	MATERIAL
HRU-081106*	1	1/2	11/16	1/4	-	-	UHMW
HRU-101307*	1	5/8	13/16	3/8	-	-	UHMW
HRG-101208	3	5/8	25/32	3/8	-	13/32	Nylon MD
HRU-121508*	1	3/4	1	1/2	-	-	UHMW
HRU-121510	2	3/4	1	9/16	5/8	19/32	UHMW

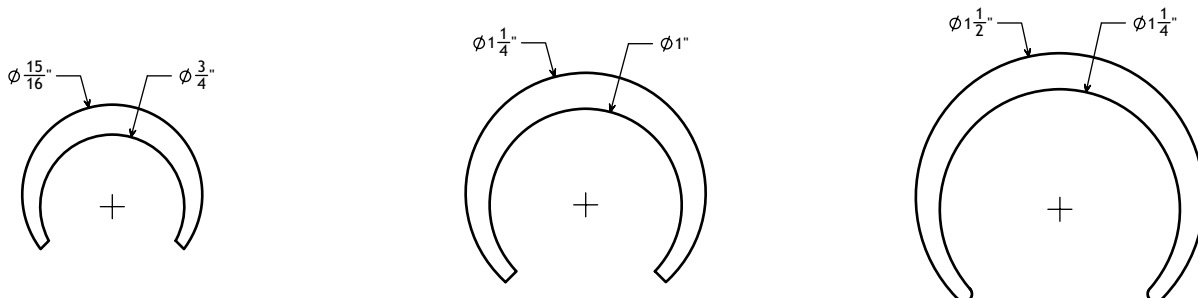
POBCO Full Round Snap-Ons

Materials:

- UHMW
- Plus (fluid lube-filled UHMW)
- Nylon
- Virgin PTFE

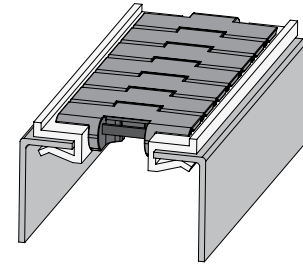


1/8" Full Round Snap-On FRU-0204 (UHMW) FRN-0204 (Nylon)	1/4" Full Round Snap-On FRU-0408 (UHMW) FRT-0407 (PTFE)	5/16" Full Round Snap-On FRU-0508 (UHMW) FRT-0507 (PTFE)	3/8" Full Round Snap-On FRU-0609 (UHMW) FRT-0611 (PTFE)	1/2" Full Round Snap-On FRU-0811 (UHMW) FRT-0811 (PTFE)	5/8" Full Round Snap-On FRU-1013 (UHMW) FRT-1013 (PTFE)
--	---	--	---	---	---

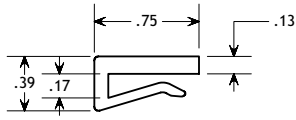


3/4" Full Round Snap-On FRU-1215 (UHMW)	1" Full Round Snap-On FRU-1620 (UHMW)	1-1/4" Full Round Snap-On FRU-2024 (UHMW)
--	--	--

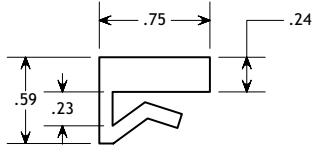
POBCO Flat Bar Clip-Ons



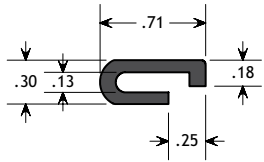
3/4" Wide Options



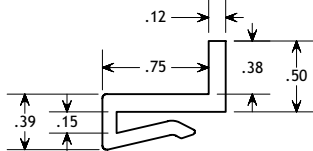
#FBU021202
 Material: UHMW
 Fits 1/8" Rail



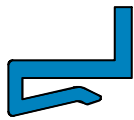
#FBU021204
 Material: UHMW
 Fits 1/8"-3/16" Rail



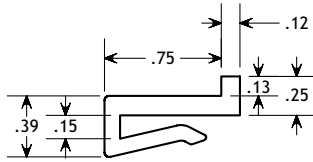
#FBG021201A
 Material: Nylon MD
 Fits 1/8" Rail



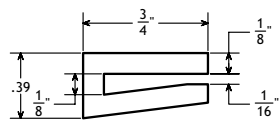
#FBU021402A3/8
 Material: UHMW
 Fits 1/8" Rail



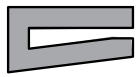
#FBU021402A3/8B
 Material: Blue UHMW
 Color: Blue



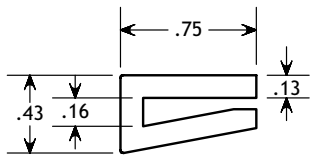
#FBU021402A1/8
 Material: UHMW
 Fits 1/8" Rail



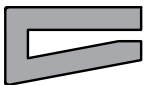
#FB12U011202
 Material: UHMW
 Fits 1/8" Rail



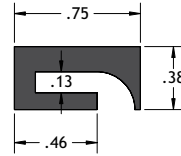
#FB12P011202
 Material: Plus
 Color: Grey



#FB9U011202
 Material: UHMW
 Fits 1/8"-5/32" Rail

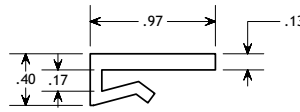


#FB9P011202
 Material: Plus
 Color: Grey



#FBU021206C100B
 Material: UHMW Black
 Fits 1/8" Rail

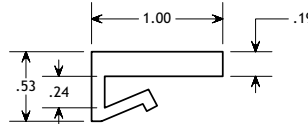
1" Wide Options



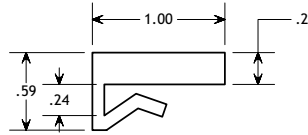
#FBU021602
 Material: UHMW
 Fits 1/8" Rail



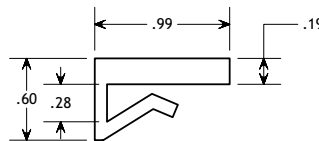
#FBSRU021602
 Material: Black Static Reduced UHMW
 Color: Black



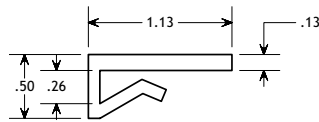
#FBU021603
 Material: UHMW
 Fits 1/8"-3/16" Rail



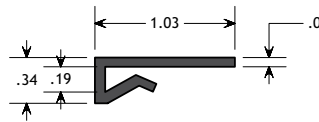
#FBU021604
 Material: UHMW
 Fits 1/8"-3/16" Rail



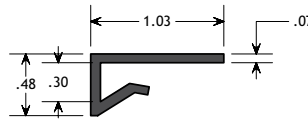
#FBU041603
 Material: UHMW
 Fits 3/16"-1/4" Rail



#FBU041802
 Material: UHMW
 Fits 1/4" Rail



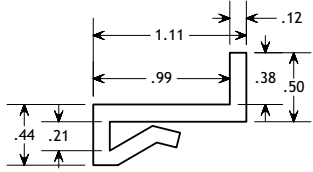
#FBG031601
 Material: Nylon MD
 Fits 1/8"-3/16" Rail



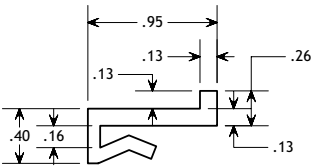
#FBG051601
 Material: Nylon MD
 Fits 1/4"-5/16" Rail

POBCO Flat Bar Clip-Ons

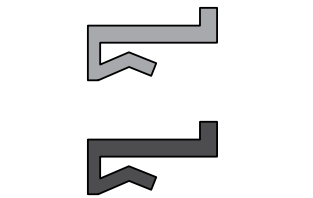
1" Wide Options



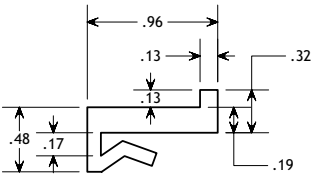
#FBU031802A3/8
 Material: UHMW
 Fits 1/8"-3/16" Rail



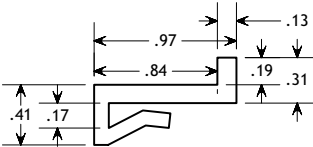
#FBU011602A1/8
 Material: UHMW
 Fits 1/8" Rail



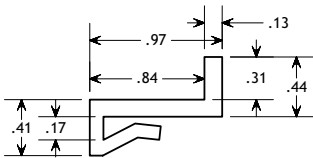
#FBP011602A1/8
 Material: Plus
 Color: Grey



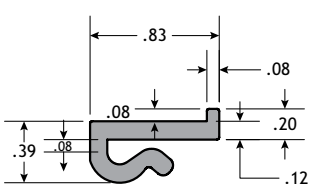
#FBSRU011602A1/8
 Material: Black Static Reduced UHMW
 Color: Black




#FBU011603A1/8
 Material: UHMW
 Fits 1/8" Rail



#FBU011602A3/16
 Material: UHMW
 Fits 1/8" Rail

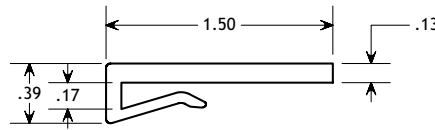


#FBU011602A5/16
 Material: UHMW
 Fits 1/8" Rail

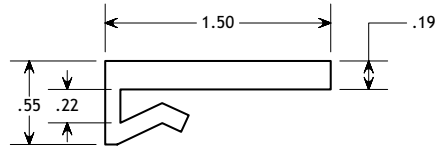


#FBU21MMA2MM
 Material: Green UHMW
 Fits 1/8" Rail

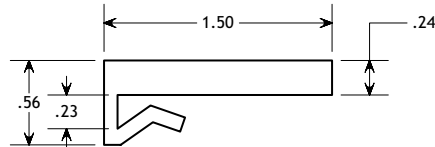
1-1/2" Wide Options



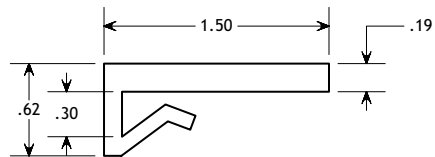
#FBU022402
 Material: UHMW
 Fits 1/8" Rail



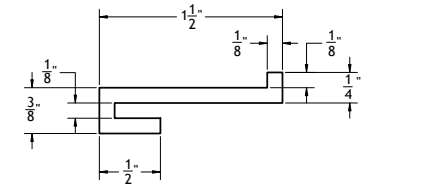
#FBU022403
 Material: UHMW
 Fits 1/8"-3/16" Rail



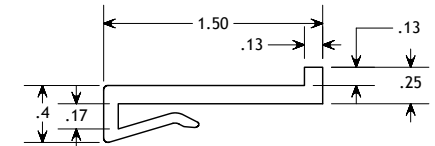
#FBU022404
 Material: UHMW
 Fits 1/8"-3/16" Rail



#FBU042403
 Material: UHMW
 Fits 3/16"-1/4" Rail




#FBU022402A1-8S
 Material: UHMW
 Fits 1/8" Rail

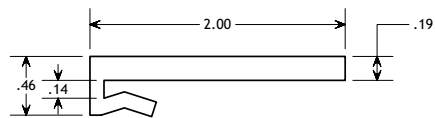


#FBU022402A1/8C100
 Material: UHMW
 Fits 1/8" Rail

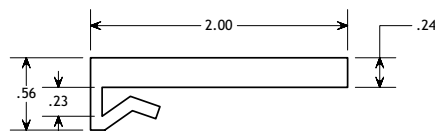
2" Wide Options



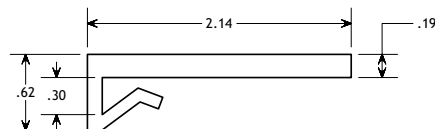
#FBU023202
 Material: UHMW
 Fits 1/8" Rail



#FBU023203
 Material: UHMW
 Fits 1/8" Rail



#FBU023204
 Material: UHMW
 Fits 1/8" Rail



#FBU043203
 Material: UHMW
 Fits 3/16"-1/4" Rail



#FBP043203
 Material: Plus
 Color: Grey

POBCO Flat Bar Clip-Ons

1/4" Rail Options All Material UHMW

2-7/8"-3" Wide Options

#FBU024802
Material: UHMW
Fits 1/8" Rail

#FBU024603
Material: UHMW
Fits 1/8"-3/16" Rail

#FBU024803
Material: UHMW
Fits 1/8"-3/16" Rail

#FBU024804
Material: UHMW
Fits 1/8"-3/16" Rail

#FBU044803
Material: UHMW
Fits 3/16"-1/4" Rail

#FBU024604
Material: UHMW
Fits 1/8"-3/16" Rail

#FBU044603
Material: UHMW
Fits 3/16"-1/4" Rail

#FBU041603A1/8

#FBU042003A1/8

#FBU042403A1/8

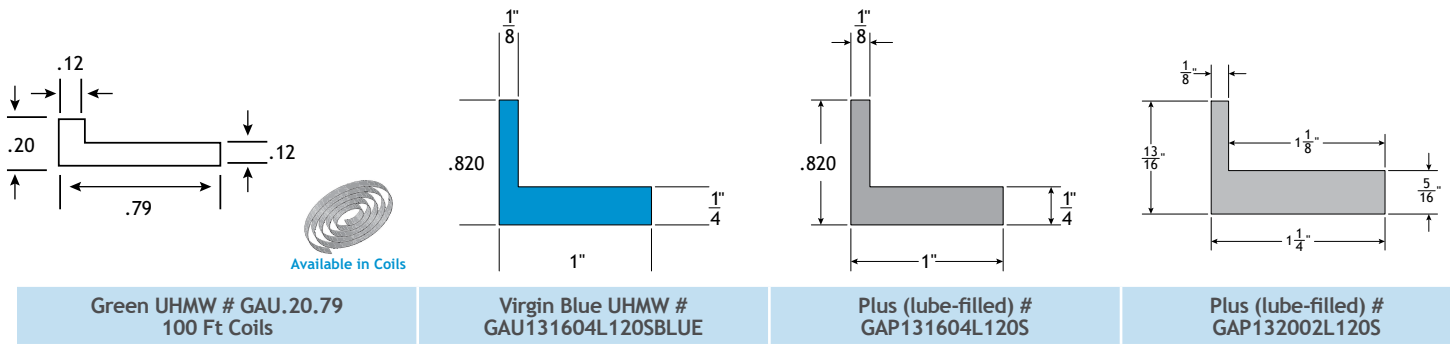
#FBU043203A1/8

#FBU044803A1/8

POBCO Guide Angles

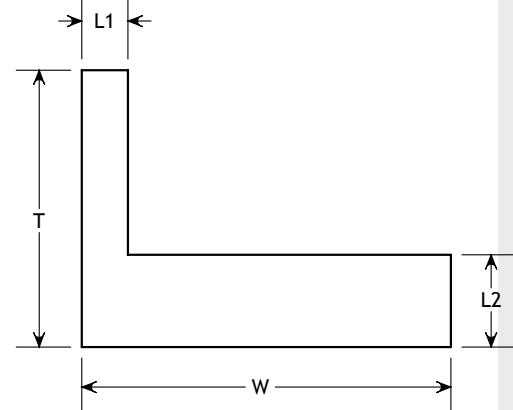
Materials:

- POBCO UHMW
- POBCO Plus (Food Grade Fluid Lube-Filled UHMW)
- POBCO SRU (Static Reduced UHMW)
- POBCO-AW (Low Friction Blue Lube-Filled UHMW)
- POBCO Hi-Temp and PTFE Grades



L Profiles: Available in Custom Dimensions Upon Request in UHMW, POBCO Plus, POBCO AW (Blue Lube Filled UHMW)

UHMW PART NO.	PLUS PART NO.	AW PART NO.	T	W	L1	L2
GAU0612.20	GAP0612.20	GAAW0612.20	0.375	0.750	0.200	0.200
GAU061203	GAP061203	GAAW061203	0.375	0.750	0.188	0.188
GAU.42.76.20	GAP.42.76.20	GAAW.42.76.20	0.420	0.760	0.200	0.200
GAU0613.20	GAP0613.20	GAAW0613.20	0.375	0.813	0.200	0.200
GAU.4514.20	GAP.4514.20	GAAW.4514.20	0.450	0.875	0.200	0.200
GAU041602	GAP041602	GAAW041602	0.250	1.000	0.125	0.125
GAU161604	GAP161604	GAAW161604	1.000	1.000	0.250	0.250
GAU161602	GAP161602	GAAW161602	1.000	1.000	0.125	0.125
GAU0616.20	GAP0616.20	GAAW0616.20	0.375	1.000	0.200	0.200
GAU242404	N/A	N/A	1.500	1.500	0.250	0.250
GAU.4224.20	GAP.4224.20	GAAW.4224.20	0.420	1.500	0.200	0.200
GAU062403	GAP062403	GAAW062403	0.375	1.500	0.188	0.188
GAU.4532.20	GAP.4532.20	GAAW.4532.20	0.450	2.000	0.200	0.200
GAU323204	N/A	N/A	2.000	2.000	0.250	0.250
GAU063503	GAP063503	GAAW063503	0.375	2.188	0.188	0.188
GAU.4040.20	GAP.4040.20	GAAW.4040.20	0.400	2.500	0.200	0.200
GAU082.5202	GAP082.5202	GAAW082.5202	1.500	2.520	0.125	0.125
GAU484808	N/A	N/A	3.000	3.000	0.500	0.500
GAU.4060.20	GAP.4060.20	GAAW.4060.20	0.400	3.750	0.200	0.200



pobco@pobcoplastics.com

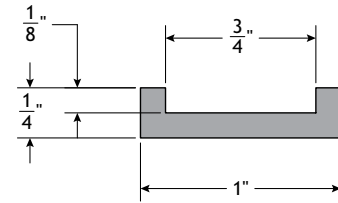
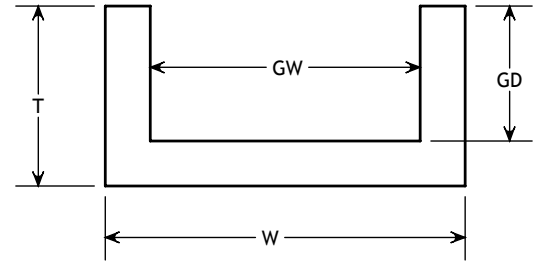
FAX: 508.791.3247

T: 508.791.6376

POBCO Channel Guides and “Z’s”

U Profiles: Available in Custom Dimensions Upon Request in UHMW, POBCO Plus, POBCO AW (Blue Lube Filled UHMW)

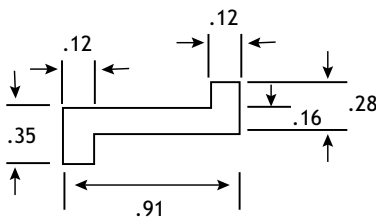
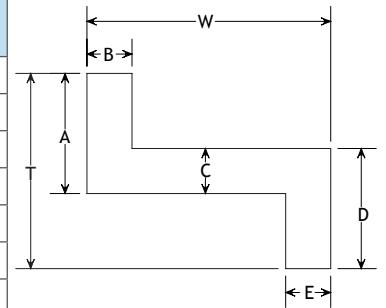
UHMW PART NO.	PLUS PART NO.	AW PART NO.	T	W	GW	GD
CGU0806	CGP0806	CGAW0806	0.750	1.000	0.500	0.375
CGU1610	CGP1610	CGAW1610	0.750	1.250	1.000	0.625
CGU1204	CGP1204	CGAW1204	0.625	1.125	0.750	0.250
CGU.800.700	CGP.800.700	CGAW.800.700	0.825	1.300	0.800	0.700
CGU0506	CGP0506	CGAW0506	2.000	1.625	0.313	0.375
CGU0524	CGP0524	CGAW0524	2.500	2.000	0.313	1.500
CGU0608	CGP0608	CGAW0608	0.625	0.625	0.375	0.500
CGU1608	CGP1608	CGAW1608	0.875	1.500	1.000	0.500
CGU22.20	CGP22.20	CGAW22.20	0.400	1.770	1.370	0.200
CGU2404	CGP2404	CGAW2404	0.500	2.000	1.500	0.250
CGU2410	CGP2410	CGAW2410	1.000	2.000	1.500	0.625
CGU1.67.20	CGP1.67.20	CGAW1.67.20	0.400	2.070	1.670	0.200
CGU3210	N/A	N/A	1.000	2.500	2.000	0.625
CGU3624	N/A	N/A	2.000	3.000	2.250	1.500
CGU3610	N/A	N/A	1.000	3.000	2.250	0.625
CGU4010	N/A	N/A	1.000	3.000	2.500	0.625
CGU5614	N/A	N/A	1.250	4.250	3.500	0.875



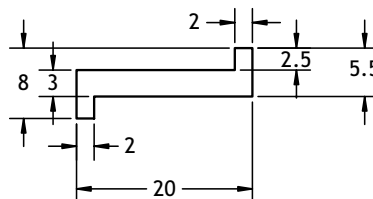
Plus (lube-filled) # CGP1202L120S

Z Profiles: Available in Custom Dimensions Upon Request in UHMW, POBCO Plus, POBCO AW (Blue Lube Filled UHMW)


UHMW PART NO.	PLUS PART NO.	AW PART NO.	T	W	A	B	C	D	E
WSU0424Z	WSP0424Z	WSAW0424Z	0.251	1.500	0.188	0.141	0.125	0.188	0.140
WSU.6624Z	WSP.6624Z	WSAW.6624Z	0.660	1.500	0.430	0.200	0.200	0.430	0.200
WSU0828Z	WSP0828Z	WSAW0828Z	0.812	1.750	0.500	0.188	0.188	0.500	0.190
WSU1228Z	WSP1228Z	WSAW1228Z	0.750	1.750	0.500	0.125	0.250	0.500	0.130
WSU.84428ZS	WSP.84428ZS	WSAW.84428ZS	0.844	1.750	0.500	0.125	0.156	0.500	0.130
WSU1252Z	WSP1252Z	WSAW1252Z	0.750	3.250	0.500	0.250	0.125	0.375	0.130
WSU1232Z	WSP1232Z	WSAW1232Z	0.750	2.000	0.500	0.250	0.125	0.375	0.130
WSU1628Z	WSP1628Z	WSAW1628Z	0.875	1.750	0.500	0.125	0.125	0.500	0.130



Green UHMW # WSU.47.91Z
100 Ft Coils

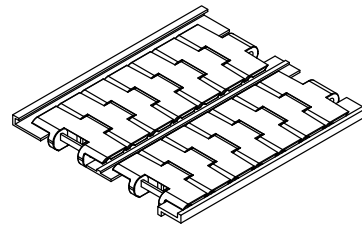


Green UHMW # WSU8MM20MMZC50M
50 Meter Coils



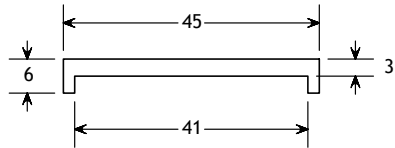
Available in Coils

POBCO Metric Guides

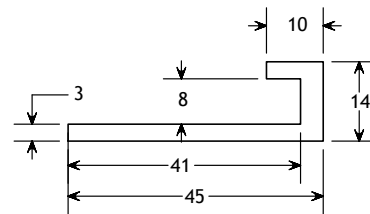


Material: UHMW

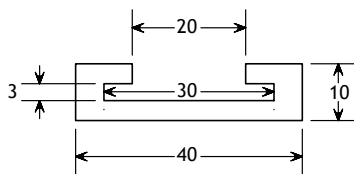
Other materials or colors on special request.



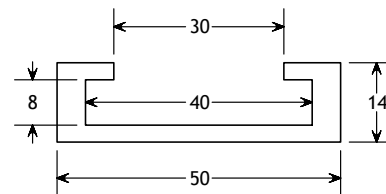
CGU41MM3MML120G	Green UHMW
CGU41MM3MML120B	Black UHMW



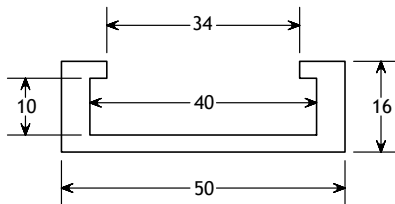
GAU14MMLEGL120G	Green UHMW
GAU14MMLEGL120B	Black UHMW



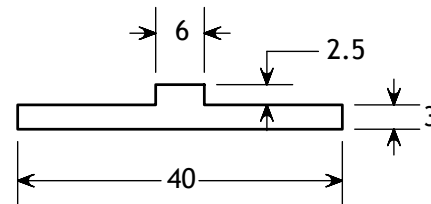
GRU3MM30MML120G	Green UHMW
GRU3MM30MML120B	Black UHMW



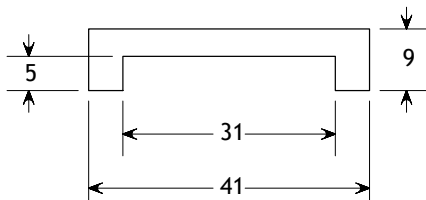
GRU8MM40MML120G	Green UHMW
GRU8MM40MML120B	Black UHMW



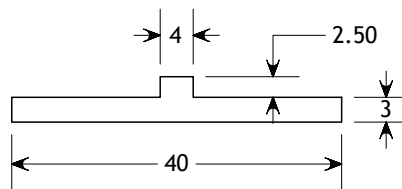
GRU10MM40MML120G	Green UHMW
GRU10MM40MML120B	Black UHMW



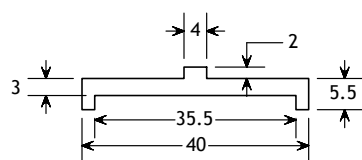
WSU3MM40MML120G	Green UHMW
WSU3MM40MML120B	Black UHMW



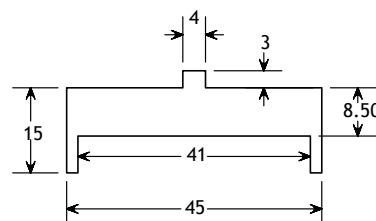
CGU31MM5MML120G	Green UHMW
CGU31MM5MML120B	Black UHMW



WSU3MM40MML120G-4MM	Green UHMW
WSU3MM40MML120B-4MM	Black UHMW

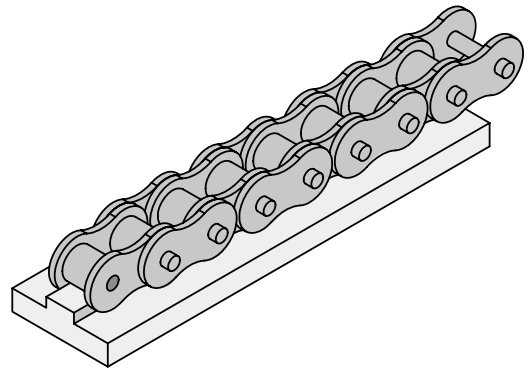


WSU40MML120G	Green UHMW
WSU40MML120B	Black UHMW



WSU45MML120G	Green UHMW
WSU45MML120B	Black UHMW

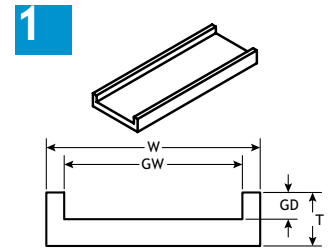
POBCO Roller Chain Guides



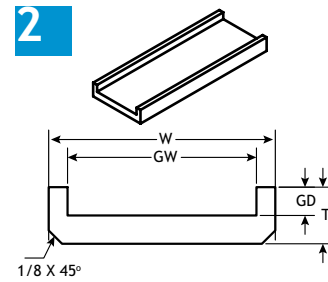
Materials:

- POBCO UHMW
- POBCO Plus (Food Grade Fluid Lube-Filled UHMW)
- POBCO SRU (Static Reduced UHMW)
- POBCO Hi-Wear (Longer Life)
- POBCO-AW (Low Friction Blue Lube-Filled UHMW)
- POBCO Hi-Temp and PTFE Grades
- POBCO-B (Self-Lubricating Hardwood)

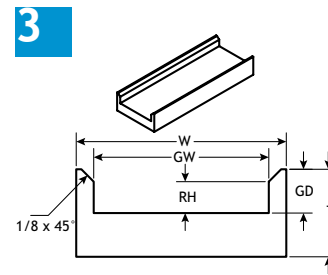
STYLE 1							
CHAIN	T	W	GD	GW	UHMW	PLUS LUBE FILLED	AW BLUE LUBE FILLED
2040	0.313	1.250	0.125	0.875	P1U2040L120	P1P2040L120	P1AW2040L120
2050	0.375	1.250	0.156	1.000	P1U2050L120	P1P2050L120	P1AW2050L120
2060	0.375	1.500	0.188	1.250	P1U2060L120	P1P2060L120	P1AW2060L120
2080	0.500	2.000	0.250	1.563	P1U2080L120	P1P2080L120	P1AW2080L120
2100	0.625	2.250	0.313	1.875	P1U2100L120	P1P2100L120	P1AW2100L120
2120	0.625	2.750	0.375	2.250	P1U2120L120	P1P2120L120	P1AW2120L120



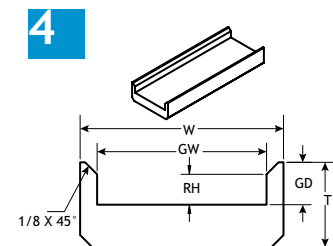
STYLE 2							
CHAIN	T	W	GD	GW	UHMW	PLUS LUBE FILLED	AW BLUE LUBE FILLED
2040	0.313	1.250	0.125	0.875	P2U2040L120	P2P2040L120	P2AW2040L120
2050	0.375	1.250	0.156	1.000	P2U2050L120	P2P2050L120	P2AW2050L120
2060	0.375	1.500	0.188	1.250	P2U2060L120	P2P2060L120	P2AW2060L120
2080	0.500	2.000	0.250	1.563	P2U2080L120	P2P2080L120	P2AW2080L120
2100	0.625	2.250	0.313	1.875	P2U2100L120	P2P2100L120	P2AW2100L120
2120	0.625	2.750	0.375	2.250	P2U2120L120	P2P2120L120	P2AW2120L120



STYLE 3								
CHAIN	T	W	GD	GW	RH	UHMW	PLUS LUBE FILLED	AW BLUE LUBE FILLED
2040	0.500	1.000	0.250	0.750	0.125	P3U2040L120	P3P2040L120	P3AW2040L120
2050	0.500	1.250	0.281	1.000	0.156	P3U2050L120	P3P2050L120	P3AW2050L120
2060	0.625	1.500	0.313	1.250	0.188	P3U2060L120	P3P2060L120	P3AW2060L120
2080	0.625	2.000	0.375	1.500	0.250	P3U2080L120	P3P2080L120	P3AW2080L120
2100	0.750	2.250	0.438	1.813	0.313	P3U2100L120	P3P2100L120	P3AW2100L120
2120	0.875	3.000	0.563	2.250	0.375	P3U2120L120	P3P2120L120	P3AW2120L120



STYLE 4								
CHAIN	T	W	GD	GW	RH	UHMW	PLUS LUBE FILLED	AW BLUE LUBE FILLED
2040	0.500	1.000	0.250	0.750	0.125	P4U2040L120	P4P2040L120	P4AW2040L120
2050	0.500	1.250	0.281	1.000	0.156	P4U2050L120	P4P2050L120	P4AW2050L120
2060	0.625	1.500	0.313	1.250	0.188	P4U2060L120	P4P2060L120	P4AW2060L120
2080	0.625	2.000	0.375	1.500	0.250	P4U2080L120	P4P2080L120	P4AW2080L120
2100	0.750	2.250	0.438	1.813	0.313	P4U2100L120	P4P2100L120	P4AW2100L120
2120	0.875	3.000	0.563	2.250	0.375	P4U2120L120	P4P2120L120	P4AW2120L120

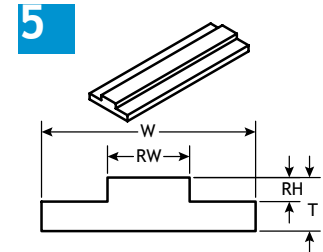


POBCO Roller Chain Guides

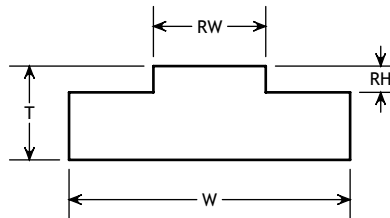
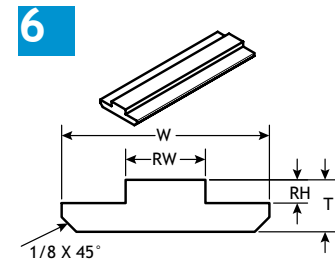
Materials:

- POBCO UHMW
- POBCO Plus (Food Grade Fluid Lube-Filled UHMW)
- POBCO SRU (Static Reduced UHMW)
- POBCO Hi-Wear (Longer Life)
- POBCO-AW (Low Friction Blue Lube-Filled UHMW)
- POBCO Hi-Temp and PTFE Grades
- POBCO-B (Self-Lubricating Hardwood)

STYLE 5							
CHAIN	T	W	RW	RH	UHMW	PLUS LUBE FILLED	AW BLUE LUBE FILLED
2040	0.313	1.000	0.290	0.100	P5U2040L120	P5P2040L120	P5AW2040L120
2050	0.313	1.250	0.350	0.120	P5U2050L120	P5P2050L120	P5AW2050L120
2060	0.313	1.250	0.480	0.140	P5U2060L120	P5P2060L120	P5AW2060L120
2080	0.375	1.500	0.600	0.180	P5U2080L120	P5P2080L120	P5AW2080L120
2100	0.500	2.000	0.720	0.260	P5U2100L120	P5P2100L120	P5AW2100L120
2120	0.500	2.250	0.937	0.260	P5U2120L120	P5P2120L120	P5AW2120L120



STYLE 6							
CHAIN	T	W	RW	RH	UHMW	PLUS LUBE FILLED	AW BLUE LUBE FILLED
2040	0.313	1.000	0.290	0.100	P6U2040L120	P6P2040L120	P6AW2040L120
2050	0.313	1.250	0.350	0.120	P6U2050L120	P6P2050L120	P6AW2050L120
2060	0.313	1.250	0.480	0.140	P6U2060L120	P6P2060L120	P6AW2060L120
2080	0.375	1.500	0.600	0.180	P6U2080L120	P6P2080L120	P6AW2080L120
2100	0.500	2.000	0.720	0.260	P6U2100L120	P6P2100L120	P6AW2100L120
2120	0.500	2.250	0.937	0.260	P6U2120L120	P6P2120L120	P6AW2120L120



RCU Single Strand Roller Chain Wear Strip ANSI (inches)						
UHMW PART NO.	COLOR	ANSI CHAIN	W	T	RW	RH
RCU25L120	White	25	0.78	0.59	0.10	0.09
RCU35L120	White	35	0.78	0.59	0.17	0.10
RCU35TYPETG	Green	35	0.59	0.39	0.17	0.09
RCU40L120	White	40	0.78	0.59	0.29	0.10
RCU40TYPETG	Green	40	0.79	0.39	0.29	0.09
RCU50L120	White	50	0.78	0.59	0.35	0.12
RCU50TYPETG	Green	50	0.79	0.39	0.35	0.11
RCU60L120	White	60	1.10	0.59	0.47	0.15
RCU60TYPETG	Green	60	1.18	0.59	0.46	0.14
RCU80L120	White	80	1.34	0.71	0.60	0.18
RCU80TYPETG	Green	80	1.57	0.59	0.58	0.19
RCU100L120	White	100	1.61	1.00	0.72	0.26
RCU100TYPETG	Green	100	1.77	0.79	0.70	0.25
RCU120L120	White	120	2.01	1.25	0.96	0.31
RCU120TYPETG	Green	120	2.17	0.79	0.93	0.31
RCU140L120	White	140	2.17	1.50	0.96	0.36
RCU140TYPETG	Green	140	2.36	0.98	0.93	0.38
RCU160L120	White	160	2.61	1.50	1.21	0.42
RCU160TYPETG	Green	160	2.76	0.98	1.17	0.44

RCU Single Strand Roller Chain Wear Strip Metric (mm)						
UHMW PART NO.	COLOR	CHAIN	W	T	RW	RH
RCU08BTYPET1G	Green	08B	20	10	7.4	2.2
RCU08BTYPET2G	Green	08B	20	15	7.4	2.2
RCU08BTYPET3G	Green	08B	20	20	7.4	2.2
RCU08BTYPET4G	Green	08B	20	30	7.4	2.2
RCU10BTYPET1G	Green	10B	20	10	9.3	2.6
RCU10BTYPET2G	Green	10B	20	15	9.3	2.6
RCU10BTYPET3G	Green	10B	20	20	9.3	2.6
RCU10BTYPET4G	Green	10B	20	30	9.3	2.6
RCU12BTYPET1G	Green	12B	25	10	11.3	2.4
RCU12BTYPET2G	Green	12B	25	15	11.3	2.4
RCU12BTYPET3G	Green	12B	25	20	11.3	2.4
RCU12BTYPET4G	Green	12B	25	30	11.3	2.4
RCU16BTYPET1G	Green	16B	40	15	16	3.5
RCU16BTYPET2G	Green	16B	40	20	16	3.5
RCU16BTYPET3G	Green	16B	40	30	16	3.5
RCU20BTYPETG	Green	20B	45	15	18	4.2
RCU24BTYPETG	Green	24B	60	15	24	5.5
RCU28BTYPETG	Green	28B	75	20	30	6.8
RCU32BTYPETG	Green	32B	80	20	30	7.7

POBCO Roller Chain Wear Strip

Materials:

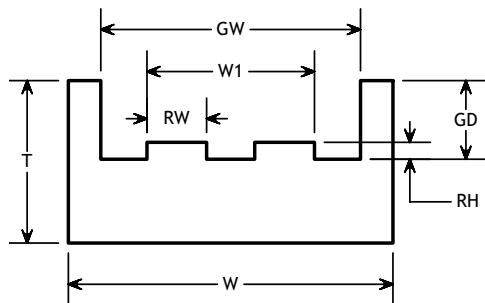
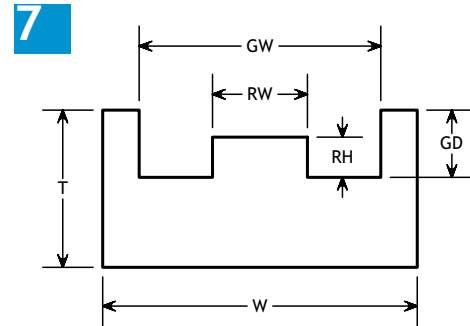
- POBCO UHMW
- POBCO Plus (Food Grade Fluid Lube-Filled UHMW)
- POBCO SRU (Static Reduced UHMW)
- POBCO Hi-Wear (Longer Life)
- POBCO-AW (Low Friction Blue Lube-Filled UHMW)
- POBCO Hi-Temp and PTFE Grades
- POBCO-B (Self-Lubricating Hardwood)

Chain Guides Profile 7 ANSI (inches)

UHMW PART NO.	COLOR	CHAIN	W	T	RW	GW	RH	GD
P7U35TYPETSG	Green	35	0.79	0.39	0.15	0.43	0.09	0.12
P7U40TYPETSG	Green	40	0.98	0.39	0.25	0.61	0.09	0.17
P7U2040L120	White	2040	1.00	0.31	0.25	0.69	0.08	0.14
P7U50TYPETSG	Green	50	1.18	0.59	0.30	0.77	0.11	0.20
P7U2050L120	White	2050	1.25	0.38	0.31	0.81	0.10	0.19
P7U60TYPETSG	Green	60	1.38	0.59	0.40	0.96	0.14	0.24
P7U2060L120	White	2060	1.50	0.50	0.44	1.13	0.11	0.21
P7U80TYPETSG	Green	80	1.57	0.79	0.50	1.23	0.19	0.33
P7U2080L120	White	2080	2.00	0.50	0.56	1.44	0.13	0.25
P7U2080HL120	White	2080H	2.06	0.50	0.56	1.50	0.12	0.24
P7U100TYPETSG	Green	100	1.97	0.98	0.59	1.51	0.25	0.42
P7U2100L120	White	2100	2.25	0.63	0.72	1.75	0.21	0.31
P7U120TYPETSG	Green	120	2.36	1.18	0.80	1.91	0.31	0.51
P7U140TYPETSG	Green	140	2.76	1.18	0.80	2.07	0.38	0.61
P7U160TYPETSG	Green	160	3.15	1.38	0.99	2.46	0.41	0.66

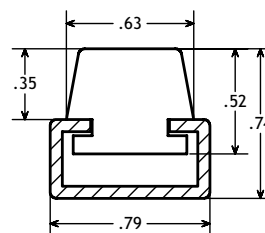
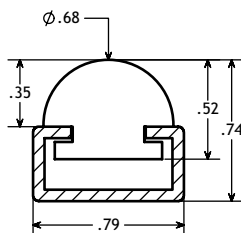
Chain Guides Profile 7 Metric (mm)

P7U08BTYPETSG	Green	08B	25	15	5.7	16.3	2.2	3.8
P7U10BTYPETSG	Green	10B	28	15	7.4	19.2	2.6	4.7
P7U12BTYPETSG	Green	12B	30	20	9.2	21.8	2.4	5.2
P7U16BTYPETSG	Green	16B	42	25	15	35	3.5	6.8
P7U20BTYPETSG	Green	20B	50	25	16.8	40	4.2	8.2



Chain Guides Profile 7A Double Strand Metric (mm)

UHMW PART NO.	COLOR	CHAIN	T	W	GW	GD	W1	RW	RH
P7U06B2TYPEE2G	Green	06B-2	15	36	26	5.9	16	5.4	2
P7U08B2TYPEE2G	Green	08B-2	20	45	35	9.4	21	7.4	2
P7U10B2TYPEE2G	Green	10B-2	25	50	40	12	26	9.2	3
P7U12B2TYPEE2G	Green	12B-2	25	56	46	14	31	11	2
P7U16B2TYPEE2G	Green	16B-2	30	85	75	20	49	17	4

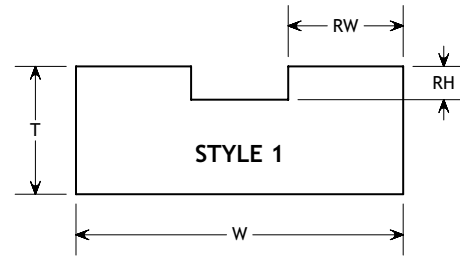


UHMW # GRU-0810C
See page 43 for Mounting Channel "A" Material Options

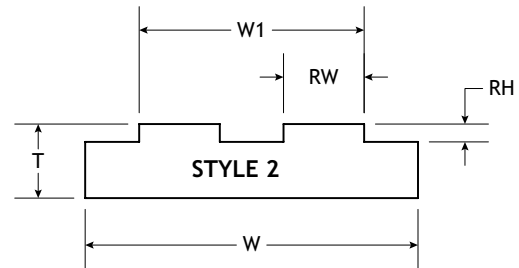
UHMW # GRU-0810F
See page 43 for Mounting Channel "A" Material Options

POBCO Roller Chain Wear Strip

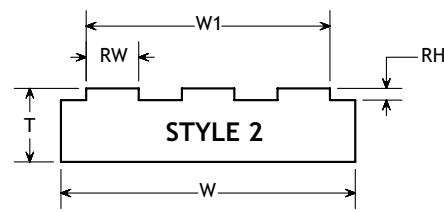
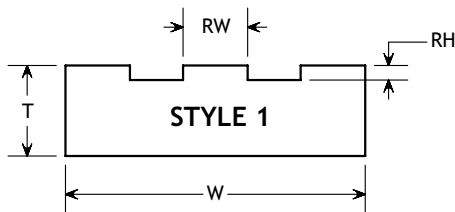
RCDU Series Double Style 1 ANSI (inches)						
UHMW PART NO.	COLOR	CHAIN	W	T	RW	RH
RCDU402TYPETD1G	Green	40-2	0.86	0.31	0.29	0.09
RCDU40L120	White	40-2	0.85	0.59	0.29	0.10
RCDU50L120	White	50-2	1.07	0.59	0.35	0.12
RCDU502TYPETD1G	Green	50-2	1.06	0.39	0.35	0.11
RCDU60L120	White	60-2	1.34	0.59	0.47	0.15
RCDU602TYPETD1G	Green	60-2	1.36	0.59	0.46	0.14
RCDU80L120	White	80-2	1.75	0.71	0.60	0.18
RCD802TYPETDG	Green	80-2	1.73	0.59	0.58	0.19
RCDU100L120	White	100-2	2.13	1.32	0.72	0.22



RCDU Style 2 ANSI (inches)							
UHMW PART NO.	COLOR	CHAIN	W	T	RW	RH	W1
RCDU25L120	White	25-2	0.79	0.59	0.10	0.09	0.55
RCDU35L120	White	35-2	0.79	0.59	0.17	0.10	0.57
RCDU352TYPETD2G	Green	35-2	0.98	0.39	0.17	0.09	0.57
RCDU402TYPETD2G	Green	40-2	1.38	0.39	0.29	0.09	0.86
RCDU502TYPETD2G	Green	50-2	1.57	0.39	0.35	0.11	1.06
RCDU602TYPETD2G	Green	60-2	1.57	0.59	0.46	0.14	1.36



RCDU Style 2 Metric (mm)							
RCDU06B2TYPETD2G	Green	06B-2	25	10	5.3	1.5	15.6
RCDU08B2TYPETD2AG	Green	08B-2	35	10	7.2	2.2	21.2
RCDU08B2TYPETD2BG	Green	08B-2	35	15	7.2	2.2	21.2
RCDU08B2TYPETD2CG	Green	08B-2	35	20	7.2	2.2	21.2
RCDU08B2TYPETD2DG	Green	08B-2	35	30	7.2	2.2	21.2
RCDU10B2TYPETD2G	Green	10B-2	40	10	9	2.6	25.6
RCDU12B2TYPETD2AG	Green	12B-2	45	10	10.9	2.4	30.4
RCDU12B2TYPETD2BG	Green	12B-2	45	15	10.9	2.4	30.4



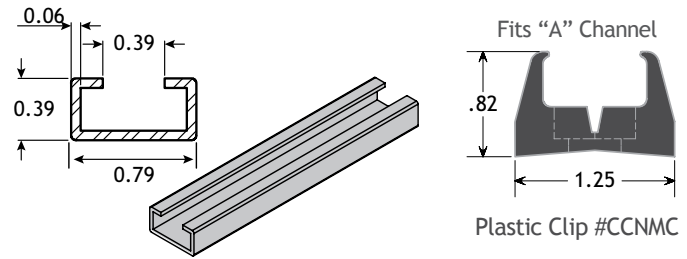
Triple Strand Roller Chain Wear Strip Style 1 Metric (mm)						
UHMW PART NO.	COLOR	CHAIN	W	T	RW	RH
RCTU06B3TYPETTG	Green	06B-3	25.9	10	5.3	1.5
RCTU08B3TYPETTG	Green	08B-3	34.9	10	7.1	2.2
RCTU10B3TYPETTG	Green	10B-3	41.1	10	8.9	2.6
RCTU12B3TYPETTG	Green	12B-3	49.7	15	10.7	2.4
RCTU16B3TYPETTG	Green	16B-3	79.5	20	15.7	3.5
RCTU20B3TYPETTG	Green	20B-3	91	20	18	4.2
RCTU24B3TYPETTG	Green	24B-3	120	25	23.4	5.5

Triple Strand Roller Chain Wear Strip Style 1						
UHMW PART NO.	COLOR	CHAIN	W	T	RW	RH
RCTU50L120	White	50-3	1.79	0.59	0.35	0.12
RCTU60L120	White	60-3	2.25	0.59	0.47	0.15
RCTU80L120	White	80-3	2.9	0.71	0.60	0.18

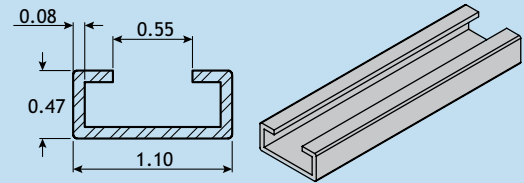
Triple Strand Roller Chain Wear Strip Style 2 Metric (mm)						
UHMW PART NO.	COLOR	CHAIN	W	T	RW	RH
RCTU06B3TYPETT2G	Green	06B-3	35	10	5.3	1.5
RCTU08B3TYPETT2AG	Green	08B-3	45	10	7.1	2.2
RCTU08B3TYPETT2BG	Green	08B-3	45	15	7.1	2.2
RCTU08B3TYPETT2CG	Green	08B-3	45	20	7.1	2.2
RCTU10B3TYPETT2AG	Green	10B-3	55	10	8.9	2.6
RCTU10B3TYPETT2BG	Green	10B-3	55	15	8.9	2.6
RCTU10B3TYPETT2CG	Green	10B-3	55	20	8.9	2.6
RCTU12B3TYPETT2AG	Green	12B-3	60	15	10.7	2.4
RCTU12B3TYPETT2BG	Green	12B-3	60	20	10.7	2.4
RCTU16B3TYPETT2G	Green	16B-3	95	20	16.5	3.5

POBCO Mounting Channels

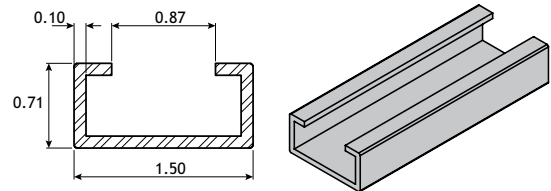
A Channel			
PART NO.	A CHANNEL MATERIAL	MOUNTING HOLES	CENTERS
MCA-02110	Anodized Aluminum	None	
MCS-02112	Galvanized Steel	None	
MCS-02113	Galvanized Steel	.20 Dia.	12 inch
MCSS-02114	Stainless Steel	None	
MCSS-02115	Stainless Steel	.20 Dia.	12 inch



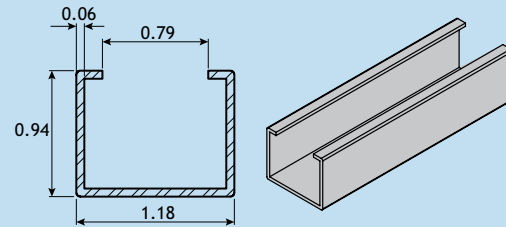
B Channel			
PART NO.	B CHANNEL MATERIAL	MOUNTING HOLES	CENTERS
MCS-05150	Galvanized Steel	None	
MCS-05151	Galvanized Steel	.20 Dia.	12 inch
MCSS-05152	Stainless Steel	None	
MCSS-05153	Stainless Steel	.20 Dia.	12 inch



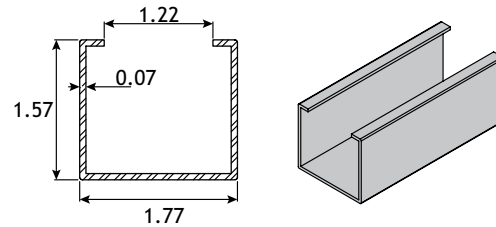
C Channel			
PART NO.	C CHANNEL MATERIAL	MOUNTING HOLES	CENTERS
MCS-08210	Galvanized Steel	None	
MCS-08211	Galvanized Steel	.20 Dia.	12 inch
MCSS-08212	Stainless Steel	None	
MCSS-08213	Stainless Steel	.20 Dia.	12 inch



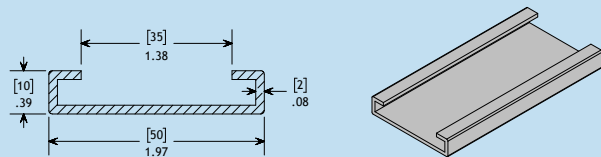
D Channel			
PART NO.	D CHANNEL MATERIAL	MOUNTING HOLES	CENTERS
MCS-13170	Galvanized Steel	None	
MCS-13171	Galvanized Steel	.20 Dia.	12 inch
MCSS-13172	Stainless Steel	None	
MCSS-13173	Stainless Steel	.20 Dia.	12 inch



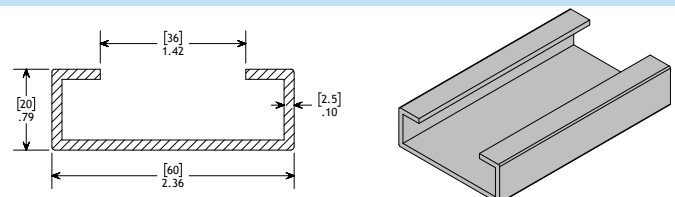
E Channel		
PART NO.	E CHANNEL MATERIAL	MOUNTING HOLES
MCS-23260	Galvanized Steel	None
MCSS-23261	Stainless Steel	None



F Channel		
PART NO.	F CHANNEL MATERIAL	MOUNTING HOLES
MCS50MML120GAL	Galvanized Steel	None
MCSS50MML120	Stainless Steel	None



G Channel		
PART NO.	G CHANNEL MATERIAL	MOUNTING HOLES
MCS60MML120GAL	Galvanized Steel	None
MCSS60MML120	Stainless Steel	None



POBCO Captured Chain Guides

Materials:

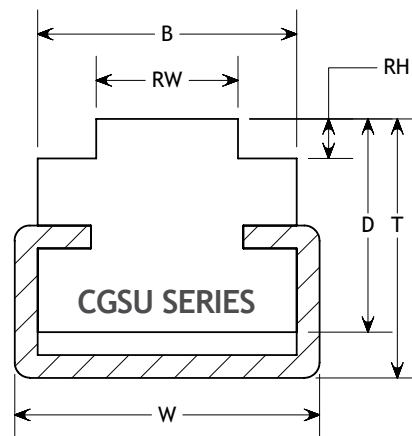
- POBCO UHMW
- POBCO Plus (Food Grade Fluid Lube-Filled UHMW)
- POBCO SRU (Static Reduced UHMW)
- POBCO Hi-Wear (Longer Life)
- POBCO-AW (Low Friction Blue Lube-Filled UHMW)
- POBCO Hi-Temp and PTFE Grades

CGSU Series Chain Guides (inches)									
UHMW PART NO.	COLOR	CHAIN	B	D	T	RW	RH	W	MC*
CGSU25L120	White	25	0.79	0.59	0.79	0.10	0.09	0.79	A
CGSU35L120	White	35	0.79	0.59	0.79	0.17	0.10	0.79	A
CGSU35TYPECTG	Green	35	0.67	0.55	0.67	0.17	0.09	0.79	A
CGSU40L120	White	40	0.79	0.59	0.79	0.29	0.10	0.79	A
CGSU40TYPECTG	Green	40	0.67	0.55	0.67	0.29	0.09	0.79	A
CGSU50L120	White	50	0.79	0.59	0.79	0.35	0.12	0.79	A
CGSU50TYPECTG	Green	50	0.67	0.55	0.67	0.35	0.11	0.79	A
CGSU60L120	White	60	1.10	0.59	0.79	0.47	0.14	1.10	B
CGSU60TYPECTG	Green	60	0.94	0.55	0.79	0.46	0.14	1.10	B
CGSU80L120	White	80	1.34	0.71	0.95	0.60	0.18	1.10	B
CGSU80TYPECTG	Green	80	0.94	0.55	0.79	0.58	0.19	1.10	B
CGSU100TYPECTG	Green	100	0.94	0.71	0.91	0.70	0.25	1.10	B
CGSU120TYPECTG	Green	120	1.30	0.87	1.18	0.93	0.31	1.50	C
CGSU140TYPECTG	Green	140	1.30	0.98	1.26	0.93	0.38	1.50	C
CGSU160TYPECTG	Green	160	2.17	1.18	1.57	1.17	0.44	2.36	G

*MC-Mounting Channel

CGSU Metric Series Chain Guides (mm)									
UHMW PART NO.	COLOR	CHAIN	B	D	T	RW	RH	W	MC*
CGSU06BTYPLECTG	Green	06B	17	14	17	5.4	1.5	20	A
CGSU08BTYPLECT1G	Green	08B	20	10	11	7.4	2.2	24	N/A
CGSU08BTYPLECT2G	Green	08B	17	14	17	7.4	2.2	20	A
CGSU10BTYPLECTG	Green	10B	17	14	17	9.3	2.6	20	A
CGSU12BTYPLECT1G	Green	12B	20	14	17	11.3	2.4	20	A
CGSU12BTYPLECT2G	Green	12B	24	14	18	11.3	2.4	28	B
CGSU16BTYPLECTG	Green	16B	24	14	18	16	3.5	28	B
CGSU20BTYPLECTG	Green	20B	28	14	18	18	4.2	28	B
CGSU24BTYPLECTG	Green	24B	33	23	30	24	5.5	38	C
CGSU28BTYPLECTG	Green	28B	38	23	30	30	6.8	38	C
CGSU32BTYPLECT1G	Green	32B	38	23	30	30	7.7	38	C
CGSU32BTYPLECT2G	Green	32B	60	25	35	30	7.7	60	G

*MC-Mounting Channel



POBCO Channel Mounted Chain Guides

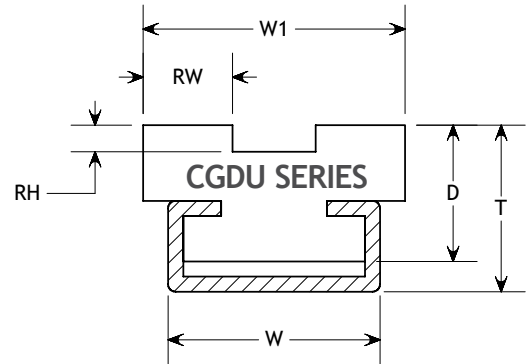
CGDU ANSI Series (inches)									
UHMW PART NO.	COLOR	CHAIN	W1	D	T	RW	RH	W	MC*
CGDU25L120	White	25-2	0.35	0.59	0.79	0.10	0.09	0.79	A
CGDU35L120	White	35-2	0.56	0.59	0.79	0.17	0.10	0.79	A
CGDU35TYPECTDG	Green	35-2	0.57	0.55	0.67	0.17	0.09	0.79	A
CGDU40L120	White	40-2	0.85	0.59	0.79	0.29	0.10	0.79	A
CGDU40TYPECTDG	Green	40-2	0.86	0.55	0.67	0.29	0.09	0.79	A
CGDU50L120	White	50-2	1.06	0.59	0.79	0.35	0.12	1.10	B
CGDU60L120	White	60-2	1.34	0.59	0.79	0.47	0.15	1.10	B
CGDU60TYPECTDG	Green	60-2	1.36	0.71	0.87	0.46	0.14	1.10	B
CGDU80L120	White	80-2	1.75	0.75	1.18	0.6	0.18	1.50	C
CGDU80TYPECTDG	Green	80-2	1.73	0.87	1.18	0.58	0.19	1.50	C
CGDU100TYPECTDG	Green	100-2	2.09	0.87	1.18	0.69	0.25	2.36	G
CGDU120TYPECTDG	Green	120-2	2.72	0.98	1.38	0.93	0.31	2.36	G
CGDU140TYPECTDG	Green	140-2	2.83	1.18	1.57	0.93	0.38	2.36	G
CGDU160TYPECTDG	Green	160-2	3.46	1.57	1.77	1.17	0.44	2.36	G

CGDU Metric Series (mm)									
UHMW PART NO.	COLOR	CHAIN	W1	D	T	RW	RH	W	MC*
CGDU06B2TYPECTDG	Green	06B-2	15.6	14	17	5.3	1.5	20	A
CGDU08B2TYPECTDG	Green	08B-2	21.2	14	17	7.2	2.2	20	A
CGDU10B2TYPECTDG	Green	10B-2	25.6	14	17	9.0	2.6	20	A
CGDU12B2TYPECTDG	Green	12B-2	30.4	15	20	10.9	2.4	28	B
CGDU16B2TYPECTDG	Green	16B-2	47.8	20	27	15.8	3.5	38	C
CGDU20B2TYPECTDG	Green	20B-2	54.7	22	30	18.2	4.2	60	G
CGDU24B2TYPECTDG	Green	24B-2	72	25	35	23.6	5.5	60	G

*MC-Mounting Channel

Materials:

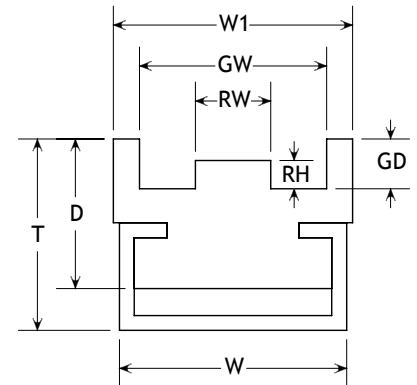
- POBCO UHMW
- POBCO Plus (Food Grade Fluid Lube-Filled UHMW)
- POBCO SRU (Static Reduced UHMW)
- POBCO Hi-Wear (Longer Life)
- POBCO-AW (Low Friction Blue Lube-Filled UHMW)
- POBCO Hi-Temp and PTFE Grades



Profile 7 Adapted to Fit with Mounting Channel (inches)											
UHMW PART NO.	COLOR	CHAIN NO.	W1	W	D	T	RW	GW	RH	GD	MC*
P7U2040L120S	White	2040	1.25	1.10	0.63	0.78	0.25	0.89	0.08	0.14	B
P7U2050L120S	White	2050	1.25	1.10	0.63	0.85	0.31	1.00	0.10	0.19	B
P7U2060L120S	White	2060	1.50	1.50	0.86	1.20	0.44	1.25	0.11	0.21	C
P7U2080L120S	White	2080	2.00	1.50	0.86	1.20	0.56	1.56	0.13	0.25	C
P7U35TYPECTSG	Green	35	0.79	0.79	0.55	0.67	0.15	0.43	0.09	0.12	A
P7U40TYPECTSG	Green	40	0.98	0.79	0.55	0.71	0.25	0.61	0.09	0.17	A
P7U50TYPECTSG	Green	50	1.18	1.10	0.71	0.87	0.30	0.77	0.11	0.20	B
P7U60TYPECTSG	Green	60	1.38	1.10	0.79	0.98	0.40	0.96	0.14	0.24	B
P7U80TYPECTSG	Green	80	1.57	1.50	0.98	1.26	0.50	1.23	0.19	0.33	C
P7U83TYPECTSG	Green	83	0.79	0.79	0.55	0.67	0.12	0.49	0.06	0.12	A
P7U85TYPECTSG	Green	85	0.87	0.79	0.55	0.67	0.18	0.59	0.09	0.15	A
P7U100TYPECTSG	Green	100	1.97	1.50	1.18	1.46	0.59	1.51	0.25	0.42	C
P7U120TYPECTSG	Green	120	2.36	2.36	1.38	1.57	0.80	1.91	0.31	0.51	G
P7U140TYPECTSG	Green	140	2.76	2.36	1.38	1.69	0.80	2.07	0.38	0.61	G
P7U160TYPECTSG	Green	160	3.15	3.36	1.57	1.85	0.99	2.46	0.41	0.66	N/A

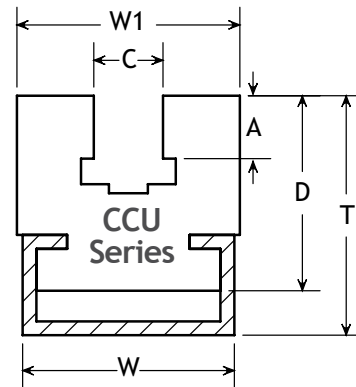
Profile 7 Adapted to Fit with Mounting Channel (mm)											
UHMW PART NO.	COLOR	CHAIN NO.	W1	W	D	T	RW	GW	RH	GD	MC*
P7U06BTYPECTSG	Green	06B	20.07	20.07	13.97	17.02	3.81	12.95	1.52	2.54	A
P7U08BTYPECTSG	Green	08B	24.89	20.07	16.00	20.07	5.59	16.26	2.29	3.81	A
P7U10BTYPECTSG	Green	10B	27.94	27.94	16.00	20.07	7.37	19.30	2.54	4.83	B
P7U12BTYPECTSG	Green	12B	29.97	27.94	18.03	22.10	9.14	21.84	2.29	5.08	B
P7U16BTYPECTSG	Green	16B	41.91	38.10	24.89	29.97	14.99	35.05	3.56	6.86	C
P7U20BTYPECTSG	Green	20B	50.04	38.10	29.97	35.05	16.76	39.88	4.32	8.13	C

*MC-Mounting Channel

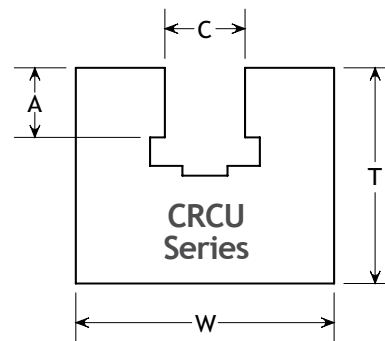


POBCO Guides

CCU Series ANSI Chain Guides (inches)									
UHMW PART NO.	COLOR	CHAIN	W1	W	D	T	C	A	MC*
CCU35AL120	White	35	0.79	0.79	0.75	0.94	0.22	0.17	A
CCU35TYPECKGG	Green	35	0.79	0.79	0.88	0.98	0.22	0.17	A
CCU40BL120	White	40	1.1	1.1	0.9	1.13	0.33	0.29	B
CCU40TYPECKGG	Green	40	1.1	1.1	1.05	1.18	0.33	0.29	B
CCU50CL120	White	50	1.5	1.5	1.18	1.53	0.42	0.35	C
CCU50TYPECKGG	Green	50	1.5	1.5	1.1	1.38	0.42	0.35	C
CCU60CL120	White	60	1.5	1.5	1.6	1.95	0.49	0.47	C
CCU60TYPECKGG	Green	60	1.5	1.5	1.85	1.97	0.49	0.47	C
CCU80CL120	White	80	1.5	1.5	2.2	2.55	0.65	0.6	C
CCU80TYPECKGG	Green	80	1.5	1.5	1.77	1.97	0.65	0.6	C
CCU83TYPECKGG	Green	83	0.79	0.79	0.71	0.83	0.31	0.18	A
CCU85TYPECKGG	Green	85	0.94	1.1	1.1	1.26	0.31	0.24	N/A
CCU100EL120	White	100	1.77	1.77	2.5	2.88	0.77	0.74	E

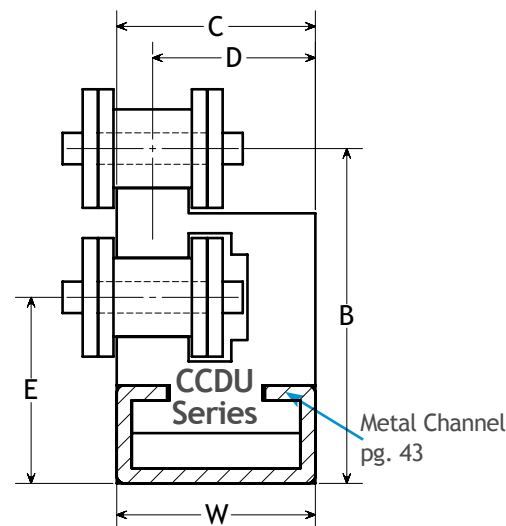


CRCU ANSI Chain Guide (inches)						
UMHW PART NO.	COLOR	CHAIN	W	T	C	A
CRCU35L120	White	35	0.79	0.88	0.22	0.17
CRCU35TYPEKGG	Green	35	0.79	0.98	0.21	0.17
CRCU40L120	White	40	1.1	1.05	0.33	0.17
CRCU40TYPEKGG	Green	40	0.98	1.18	0.33	0.29
CRCU50L120	White	50	1.5	1.43	0.42	0.35
CRCU50TYPEKGG	Green	50	1.18	1.38	0.42	0.35
CRCU60L120	White	60	1.5	1.85	0.49	0.47
CRCU60TYPEKGG	Green	60	1.38	1.57	0.49	0.46
CRCU80L120	White	80	1.5	2.45	0.65	0.6
CRCU80TYPEKGG	Green	80	2.57	1.77	0.66	0.58
CRCU83TYPEKGG	Green	83	0.79	0.98	0.31	0.18
CRCU85TYPEKGG	Green	85	0.94	1.18	0.31	0.24
CRCU100L120	White	100	1.63	2.45	0.77	0.74
CRCU100TYPEKGG	Green	100	1.97	1.97	0.79	0.7



CCDU ANSI Series (inches)								
UHMW PART NO.	COLOR	CHAIN	W	B	C	D	E	MC*
CCDU35L120	White	35	0.79	1.30	0.66	0.57	0.75	A
CCDU40L120	White	40	0.79	1.33	0.79	0.65	0.74	A
CCDU50L120	White	50	0.79	1.62	0.79	0.61	0.86	A
CCDU60L120	White	60	1.10	1.83	1.03	0.79	0.94	B

CCDU Metric Series (mm)								
UHMW PART NO.	COLOR	CHAIN	W	B	C	D	E	MC*
CCDU06BTYPETAG	Green	06B	20	30.2	17	14.5	17	A
CCDU08BTYPETAG	Green	08B	20	33.8	20	16.5	18	A
CCDU10BTYPETAG	Green	10B	20	41.1	20	15.5	21	A
CCDU12BTYPETAG	Green	12B	28	46.5	24	18.5	24	B
CCDU16BTYPETAG	Green	16B	38	62	33	25	34	C



*MC-Mounting Channel

POBCO Belt Guides

POBCO can modify guides for heavy duty side plate chain, metric chain, cotter pin chain and brands of chain not made to Rex specifications. Please tell us your specific chain and brand before ordering.

Materials:

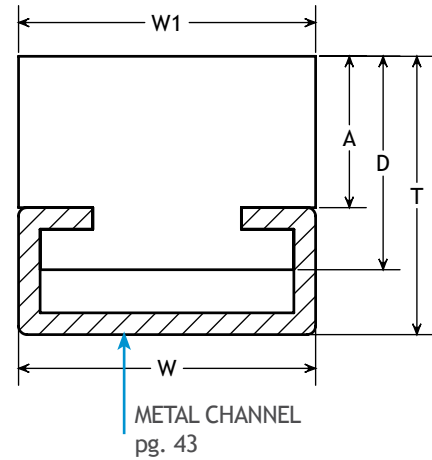
- POBCO UHMW
- POBCO Plus (Fluid Lube-Filled UHMW)
- POBCO SRU (Static Reduced UHMW)
- POBCO PTFEs (Hi-Temp)
- POBCO - AW (Low Friction Blue Lube-Filled UHMW)

CGFU Series Belt Guides (inches)

UHMW PART NO.	COLOR	CHANNEL	W	W1	T	D	A
CGFU.78L120	White	A	0.79	0.79	0.79	0.59	0.40
CGFU1.10L120	White	B	1.10	1.10	1.03	0.79	0.56
CGFU1.50L120	White	C	1.50	1.50	1.16	0.79	0.45
CGFU1.10AL120	White	B	1.10	1.10	0.63	0.39	0.16

CGFU Series Belt Guides (mm)

CGFU24MMTYPECF2G	Green	A	20	24	11	10	5.8
CGFU20MMTYPECF1G	Green	A	20	20	14	10	4
CGFU20MMTYPECF2G	Green	A	20	20	17	14	7
CGFU20MMTYPECF3G	Green	A	20	20	20	16	10
CGFU28MMTYPECF1G	Green	B	28	28	15	10	3
CGFU28MMTYPECF2G	Green	B	28	28	18	14	6
CGFU38MMTYPECF1G	Green	C	38	38	22	12	4
CGFU38MMTYPECF2G	Green	C	38	38	25	18	7
CGFU50MMTYPECFG	Green	N/A	50	50	20	18	10
CGFU60MMTYPECF1G	Green	G	60	60	30	20	10
CGFU80MMTYPECFG	Green	N/A	80	80	20	18	10

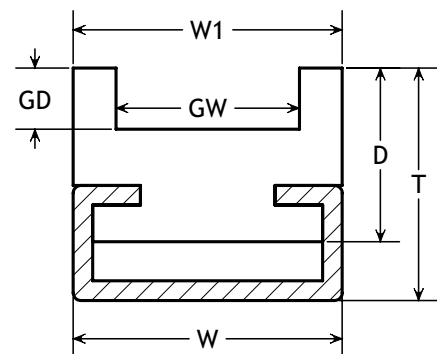


Flat Belt Guide (inches)

UHMW PART NO.	BELT	CHANNEL	W	W1	D	GW	GD	T
P1U12L120	3/4"	B	1.10	1.10	0.71	0.75	0.25	0.95
P1U16L120	1"	B	1.10	1.34	0.71	1.00	0.25	0.95

Flat Belt Metric Guides (mm)

AW UHMW PART NO.	BELT	CHANNEL	W	W1	D	GW	GD	T
P1AW25T5TYPEFRC	25T5	B	28	35	12	26	1.8	18
P1AW25T10TYPEFRC	25T10	B	28	35	15	26	3.8	20
P1AW32T5TYPEFRC	32T5	B	28	45	12	33	1.8	18
P1AW32T10TYPEFRC	32T10	B	28	45	15	33	3.8	20
P1AW50T10TYPEFRC	50T10	F	50	65	18	51	3.8	20
P1AW75T10TYPEFRC	75T10	N/A	80	90	18	76	3.8	20
P1AW100T10TYPEFRC	100T10	N/A	80	115	18	101	3.8	20



POBCO Captured Chain Guides

POBCO Anodized Aluminum (6063-T6 alloy) Chain Guides are fitted with POBCO UHMW (White UHMW), UHMW Mechanical Grade (Green UHMW) or POBCO Plus (Fluid Lube-Filled UHMW), and POBCO Filled PTFEs for high heat applications. POBCO Plus significantly reduces friction and extends the life of the chain.

Note: 10FT of Aluminum Requires 20FT of Chain Guide Insert

GRU-0806-CC-CHAIN SIZE

SPECIFY CHAIN #

ALUM. PART # FOR 40, 50, 60 CHAIN: RCC-2322-P

ALUM. PART # FOR 80 CHAIN: RCC-2726-P

ANSI CHAIN #	T	W	B	PART NUMBER
40	1-7/16	1-3/8	1/16	GRA-2322-40
50	1-7/16	1-3/8	1/16	GRA-2322-50
60	1-7/16	1-3/8	1/16	GRA-2322-60
80	1-11/16	1-5/8	1/8	GRA-2726-80

GRU-0806-CC-CHAIN SIZE

ALUM. PART # FOR 40, 50, 60 CHAIN: RCC-2322

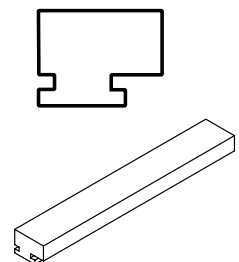
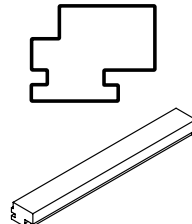
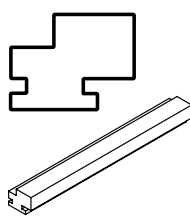
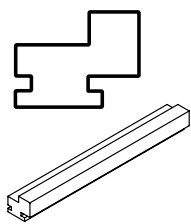
ANSI CHAIN #	T	W	B	PART NUMBER
40	1-23/32	1-3/8	1/16	GRA-2822-40
50	1-23/32	1-3/8	1/16	GRA-2822-50
60	1-23/32	1-3/8	1/16	GRA-2822-60

GRU-0806-CC-CHAIN SIZE

BLACK ANODIZED ALUM # R1532BA 40, 50, 60 CHAIN

ANSI CHAIN #	T	W	B	PART NUMBER
40	2-1/8	1-1/32	1/16	GRA-3416-40
50	2-1/8	1-1/32	1/16	GRA-3416-50
60	2-1/8	1-1/32	1/16	GRA-3416-60

POBCO Chain Guide Inserts



#40		#50		#60		#80	
PART NUMBER	MATERIAL	PART NUMBER	MATERIAL	PART NUMBER	MATERIAL	PART NUMBER	MATERIAL
GRU0806CC40	UHMW	GRU0806CC50	UHMW	GRU0806CC60	UHMW	GRU0806CC80	UHMW
GRU0806CC40G	Green UHMW	GRU0806CC50G	Green UHMW	GRU0806CC60G	Green UHMW	GRU0806CC80G	Green UHMW
GRP0806CC40	Plus	GRP0806CC50	Plus	GRP0806CC60	Plus	GRP0806CC80	Plus

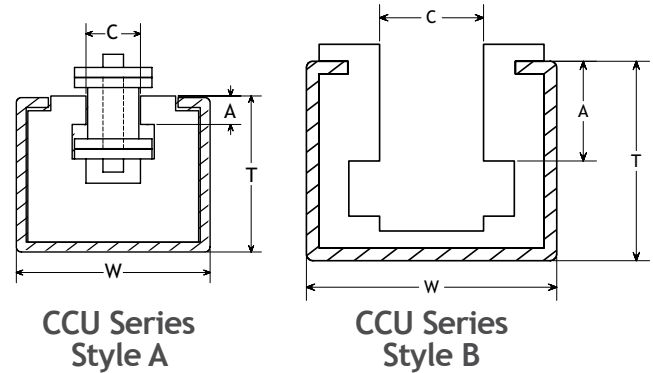
Note: Inserts are supplied in 10ft. lengths. 10ft. of aluminum requires 20ft. of Chain Guide Inserts

POBCO Captured Chain Guide

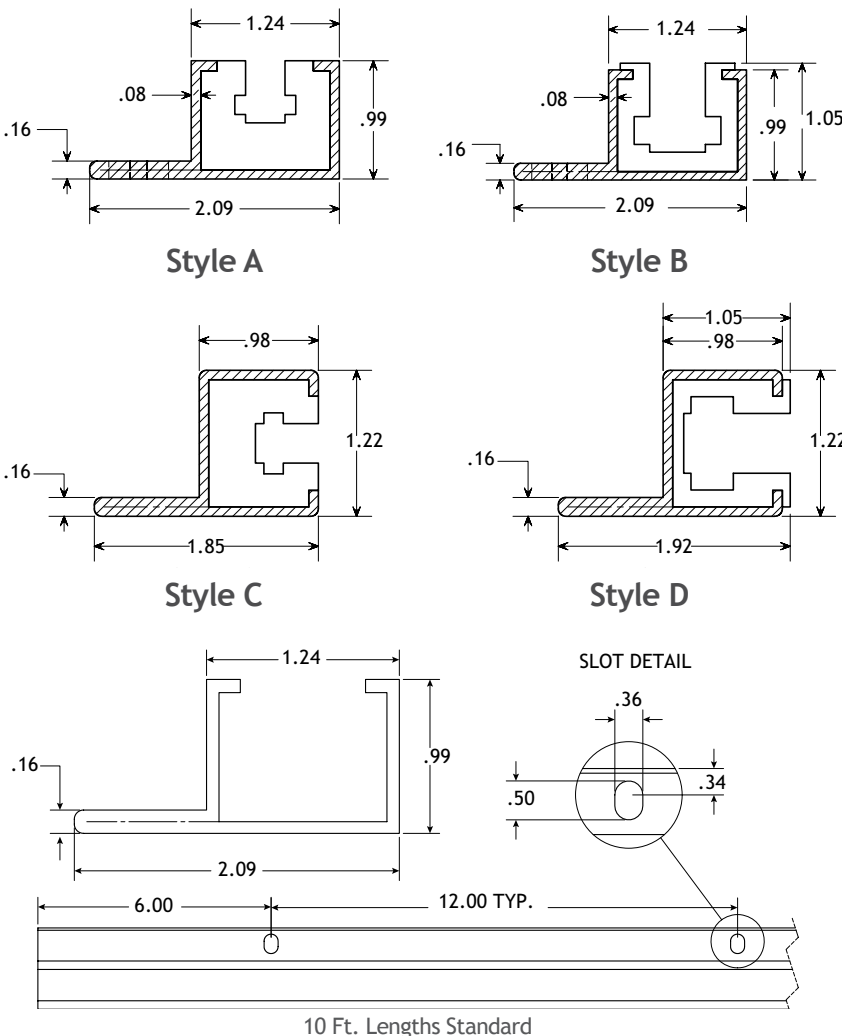
Available in a variety of POBCO materials including POBCO UHMW, POBCO Plus (Fluid Lube-Filled UHMW), POBCO SRU (Static Reduced UHMW). When ordering, please indicate size of chain.

POBCO Metal Mounting Channels are provided with or without pre-punched mounting holes on 12 inch centers. These channels can also be tack-welded into position before the Plastic strips are inserted into the channel. Channels are available in Stainless Steel and Galvanized Steel. POBCO can modify guides for heavy duty side plate chain, metric chain, cotter pin chain and brands of chain not made to Rex specifications. Please tell us your specific chain and brand before ordering.

CCU Series								
PART NO.	MATERIAL	A	W	C	T	CHAIN	CHANNEL (PG. 43)	STYLE
CCU35L120	Black UHMW	0.17	1.18	0.22	0.94	35-1	D	A
CCU40L120	Black UHMW	0.30	1.18	0.34	0.94	40-1	D	A
CCU50L120	Black UHMW	0.36	1.18	0.41	0.94	50-1	D	A
CCU60L120S	White UHMW	0.47	1.18	0.45	0.94	60-1	D	B
CCU60L120	White UHMW	0.47	1.77	0.45	1.58	60-1	E	A
CCU80L120	White UHMW	0.60	1.77	0.65	1.58	80-1	E	A
CCU100L120	White UHMW	0.74	1.77	0.77	1.58	100-1	E	A



Flanged Series below available for 40, 50 and 60 ASA chain and Metric Chain 08B1, 10B1 and 12B1. Flanged Channel allows for side mounting with no interference with the plastic insert.



Metal Channel Flange Series		
PART NO.	STYLE	MATERIAL
MCS1317FLNGL120	A, B	Galvanized Steel
MCSS1317FLNGL120	A, B	Stainless Steel
MCS1317SIDEL120	C, D	Galvanized Steel
MCSS1317SIDEL120	C, D	Stainless Steel

UHMW INSERTS	CHAIN SIZE	STYLE
CCU40L120S3	ASA 40-1	A
CCU50L120S3	ASA 50-1	A
CCU60L120S3	ASA 60-1	B
CCU08B1L120S3G - Green	08B1	A
CCU10B1L120S3G - Green	10B1	A
CCU12B1L120S3G - Green	12B1	B
CCU40L120SIDE	ASA 40-1	C
CCU50L120SIDE	ASA 50-1	C
CCU60L120SIDE	ASA 60-1	D
CCU08B1L120GSIDE - Green	08B1	C
CCU10B1L120GSIDE - Green	10B1	C
CCU12B1L120GSIDE - Green	12B1	D

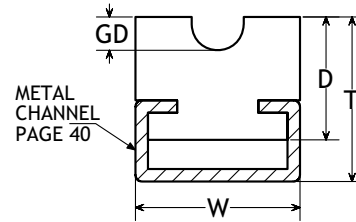
POBCO Belt and Cable Guides

Plastic inserts available in a variety of POBCO materials including POBCO UHMW, POBCO Plus (Fluid Lube-Filled UHMW), POBCO SRU (Static Reduced UHMW), POBCO - AW (Low Friction Blue Lube-Filled UHMW).

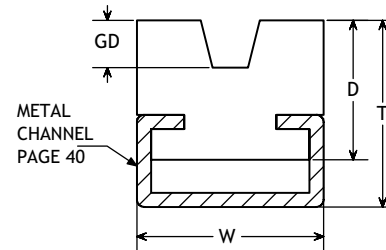
POBCO Round and V-Belt Guides are available in a variety of Standard and Custom sizes and are normally supplied in 10 ft. lengths. They guide many materials including Cable, Wire Rope, Polyurethane belt, Coil-Spring belt and Polyester line.

Mounting Channels are furnished separately.

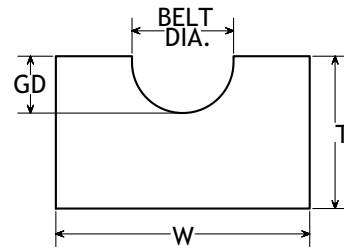
ROUND BELT GUIDE							
BELT SIZE	INCHES				UMHW PART NO.	POBCO AW PART NO.	PAGE 43 CHANNEL
	D	W	T	GD			
3/16" Dia.	.59	.79	.79	.13	RBU03L120	RBAW03L120	A
1/4" Dia.	.59	.79	.79	.16	RBU04L120	RBAW04L120	A
5/16 Dia.	.59	.79	.79	.20	RBU05L120	RBAW05L120	A
3/8" Dia.	.59	.94	.79	.24	RBU06L120	RBAW06L120	B
1/2" Dia.	.59	.94	.79	.31	RBU08L120	RBAW08L120	B
5/8" Dia.	.75	1.10	.94	.35	RBU10L120	RBAW10L120	B
3/4" Dia.	1.00	1.10	1.25	.41	RBU12L120	RBAW12L120	B



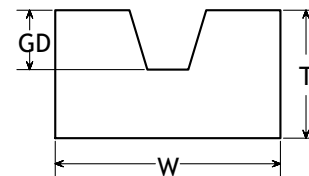
V-BELT GUIDE							
BELT SIZE	INCHES				UMHW PART NO.	POBCO AW PART NO.	PAGE 43 CHANNEL
	D	W	T	GD			
M VEE	.59	.78	.79	.13	VBUM	VBAWM	A
O or 3L VEE	.59	.79	.79	.12	VBU3LL120	VBAW3LL120	A
A or 4L VEE	.59	.79	.79	.20	VBU4LL120	VBAW4LL120	A
B or 5L VEE	.59	1.10	.79	.29	VBU5LL120	VBAW5LL120	B
C VEE	.71	1.10	.94	.39	VBUCL120	VBAWCL120	B



ROUND BELT GUIDE						
BELT SIZE	INCHES			UMHW PART NO.	POBCO AW PART NO.	
	W	T	GD			
3/16" Dia.	.75	.38	.13	RBU03SL120	RBAW03SL120	
1/4" Dia.	.75	.38	.16	RBU04SL120	RBAW04SL120	
5/16 Dia.	.75	.50	.19	RBU05SL120	RBAW05SL120	
3/8" Dia.	1.00	.63	.22	RBU06SL120	RBAW06SL120	
1/2" Dia.	1.25	.75	.28	RBU08SL120	RBAW08SL120	
5/8" Dia.	1.25	1.00	.35	RBU10SL120	RBAW10SL120	
3/4" Dia.	1.50	1.00	.41	RBU12SL120	RBAW12SL120	

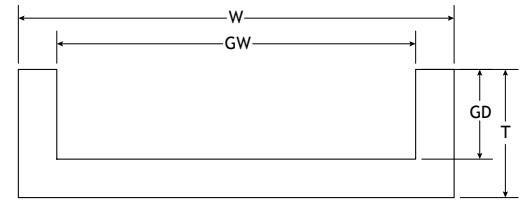


"V" BELT GUIDE					
BELT SIZE	INCHES			UMHW PART NO.	POBCO AW PART NO.
	W	T	GD		
A or 4L	.79	.50	.20	VBU4LL120S	VBAW4LL120S
B or 5L	1.25	.63	.29	VBU5LL120S	VBAW5LL120S

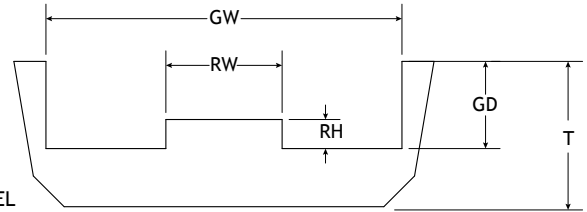
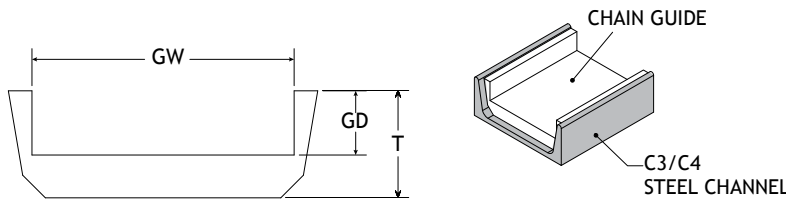


POBCO Lumber Chain Guides

Style 1						
PART NO.	T	W	GD	GW	CHAIN	MATERIAL
CGU4010L120	1	3	5/8	2-1/2	81X	UHMW
CGU5614L120	1-1/4	4-1/4	7/8	3-1/2	H78	UHMW
CGCP3416L120	1-1/2	3-1/8	1	2-1/8	81X	Black Hi-Wear UHMW
CGCP4412L120	1-1/4	3-3/4	3/4	2-3/4	81X	Black Hi-Wear UHMW
CGCP5614L120	1-1/4	4-1/4	7/8	3-1/2	H78	Black Hi-Wear UHMW



Machined to Fit Inside C3 or C4 Steel Channel

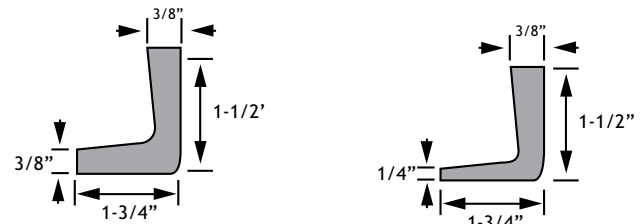
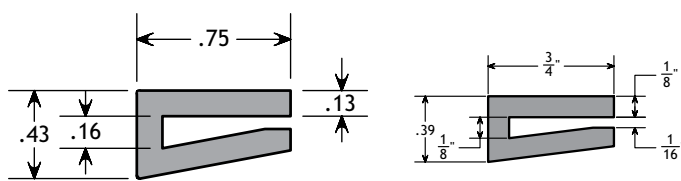


Style 2						
PART NO.	CH.	GW	GD	T	CHAIN	MATERIAL
CGU4912L120S	C4	3-1/16	3/4	1.25"	81X	UHMW
CGU3112L120S	C3	1-15/16	3/4	1.00"	81X	UHMW
CGCP4912L120S	C4	3-1/16	3/4	1.25"	81X	Black Hi-Wear UHMW
CGCP3112L120S	C3	1-15/16	3/4	1.00"	81X	Black Hi-Wear UHMW

Style 3								
PART NO.	CH.	GW	GD	RW	RH	T	CHAIN	MATERIAL
CGU3106L120S	C4	1-15/16	3/8	1	1/8	1.25"	81X	UHMW
CGU3105L120S	C3	1-15/16	5/16	1	1/8	.60"	81X	UHMW
CGCP3106L120S	C4	1-15/16	3/8	1	1/8	1.25"	81X	Black Hi-Wear UHMW
CGCP3105L120S	C3	1-15/16	5/16	1	1/8	.60"	81X	Black Hi-Wear UHMW

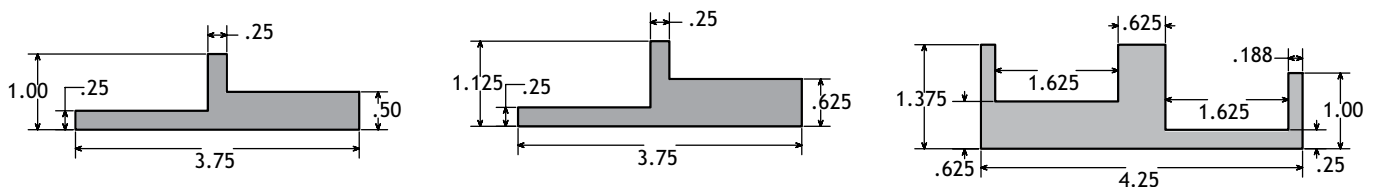
POBCO Dairy Conveyor Profiles

Often used to support chain for milk crate conveyors



1/8 x 3/4" Clip-On Plus FB9P011202L120 - 10ft FB9P011202L240 - 20ft	1/8 x 3/4" Clip-On Plus FB12P011202L120 - 10ft FB12P011202L240 - 20ft FB12P011202C100 - 100ft	Plus DCGP5012CL84 - 7ft	Plus DCGP5013CL84 - 7ft
---	--	----------------------------	----------------------------

Flexible radius between 38-42"

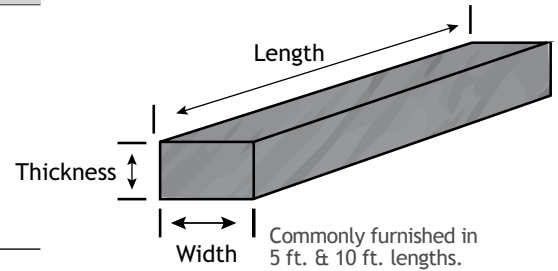


Plus DCGP1208L120 - 10ft	Plus DCGP1408L120 - 10ft	Plus DCGP2268L120 - 10ft
-----------------------------	-----------------------------	-----------------------------

POBCO Wear Strip

Available in POBCO-B Wood Bearing Material and a variety of POBCO Plastics, including:

- POBCO-B lube filled hardwood
- UHMW natural
- UHMW Black virgin
- UHMW Green virgin
- UHMW Blue virgin
- UHMW Black Reprocessed
- UHMW Green Reprocessed
- Plus (lube filled UHMW)
- High Wear UHMW Black
- High Temp UHMW
- Blue UXC lube filled UHMW
- Acetal Natural
- Acetal Black
- PTFE Virgin and Glass Filled
- POBCO POBLON (mineral filled PTFE)



Rectangular

THICKNESS	WIDTH	PART NO.**
3/16	1/2	WS*-0308L
	3/4	WS*-0312L
	1	WS*-0316L
	1-1/4	WS*-0320L
	1-1/2	WS*-0324L
	1-3/4	WS*-0328L
2	WS*-0332L	
1/4	3/8	WS*-0406L
	1/2	WS*-0408L
	5/8	WS*-0410L
	3/4	WS*-0412L
	7/8	WS*-0414L
	1	WS*-0416L
	1-1/4	WS*-0420L
	1-1/2	WS*-0424L
	1-3/4	WS*-0428L
	2	WS*-0432L
	2-1/4	WS*-0436L
	2-1/2	WS*-0440L
	2-3/4	WS*-0444L
	3	WS*-0448L
5/16	1/2	WS*-0508L
	5/8	WS*-0510L
	3/4	WS*-0512L
	7/8	WS*-0514L
	1	WS*-0516L
	1-1/4	WS*-0520L
	1-1/2	WS*-0524L
	1-3/4	WS*-0528L
	2	WS*-0532L
	2-1/4	WS*-0536L
	2-1/2	WS*-0540L
	2-3/4	WS*-0544L
	3	WS*-0548L

THICKNESS	WIDTH	PART NO.**	
3/8	3/8	WS*-0606L	
	1/2	WS*-0608L	
	5/8	WS*-0610L	
	3/4	WS*-0612L	
	7/8	WS*-0614L	
	1	WS*-0616L	
	1-1/4	WS*-0620L	
	1-1/2	WS*-0624L	
	1-3/4	WS*-0628L	
	2	WS*-0632L	
	2-1/4	WS*-0636L	
	2-1/2	WS*-0640L	
	2-3/4	WS*-0644L	
	3	WS*-0648L	
	1/2	1/2	WS*-0808L
		5/8	WS*-0810L
3/4		WS*-0812L	
7/8		WS*-0814L	
1		WS*-0816L	
1-1/4		WS*-0820L	
1-1/2		WS*-0824L	
1-3/4		WS*-0828L	
2		WS*-0832L	
2-1/4		WS*-0836L	
2-1/2		WS*-0840L	
2-3/4		WS*-0844L	
3		WS*-0848L	
3-1/4		WS*-0852L	
3-1/2	WS*-0856L		
3-3/4	WS*-0860L		
4	WS*-0864L		
5/8	5/8	WS*-1010L	
	3/4	WS*-1012L	
	7/8	WS*-1014L	
	1	WS*-1016L	
	1-1/4	WS*-1020L	
	1-1/2	WS*-1024L	
	1-3/4	WS*-1028L	
	2	WS*-1032L	
	2-1/4	WS*-1036L	
	2-1/2	WS*-1040L	
	2-3/4	WS*-1044L	
	3	WS*-1048L	
	3-1/4	WS*-1052L	
	3-1/2	WS*-1056L	
3-3/4	WS*-1060L		
4	WS*-1064L		

THICKNESS	WIDTH	PART NO.**	
3/4	3/4	WS*-1212L	
	7/8	WS*-1214L	
	1	WS*-1216L	
	1-1/4	WS*-1220L	
	1-1/2	WS*-1224L	
	1-3/4	WS*-1228L	
	2	WS*-1232L	
	2-1/4	WS*-1236L	
	2-1/2	WS*-1240L	
	2-3/4	WS*-1244L	
	3	WS*-1248L	
	3-1/4	WS*-1252L	
	3-1/2	WS*-1256L	
	3-3/4	WS*-1260L	
	4	WS*-1264L	
	7/8	7/8	WS*-1414L
		1	WS*-1416L
		1-1/4	WS*-1420L
1-1/2		WS*-1424L	
1-3/4		WS*-1428L	
2		WS*-1432L	
2-1/4		WS*-1436L	
2-1/2		WS*-1440L	
2-3/4		WS*-1444L	
3		WS*-1448L	
3-1/4		WS*-1452L	
3-1/2		WS*-1456L	
3-3/4	WS*-1460L		
4	WS*-1464L		
1	1	WS*-1616L	
	1-1/8	WS*-1618L	
	1-1/4	WS*-1620L	
	1-3/8	WS*-1622L	
	1-1/2	WS*-1624L	
	1-3/4	WS*-1628L	
	1-7/8	WS*-1630L	
	2	WS*-1632L	
	2-1/4	WS*-1636L	
	2-1/2	WS*-1640L	
	2-3/4	WS*-1644L	
	3	WS*-1648L	
3-1/4	WS*-1652L		
3-1/2	WS*-1656L		
3-3/4	WS*-1660L		
4	WS*-1664L		

THICKNESS	WIDTH	PART NO.**
1-1/4	1-1/4	WS*-2020L
	1-1/2	WS*-2024L
	1-3/4	WS*-2028L
	2	WS*-2032L
	2-1/4	WS*-2036L
	2-1/2	WS*-2040L
	2-3/4	WS*-2044L
	3	WS*-2048L
	3-1/4	WS*-2052L
	3-1/2	WS*-2056L
	3-3/4	WS*-2060L
	4	WS*-2064L
1-1/2	1-1/2	WS*-2424L
	1-5/8	WS*-2426L
	1-3/4	WS*-2428L
	1-7/8	WS*-2430L
	2	WS*-2432L
	2-1/4	WS*-2436L
	2-1/2	WS*-2440L
	2-3/4	WS*-2444L
	3	WS*-2448L
	3-1/4	WS*-2452L
	3-1/2	WS*-2456L
	3-3/4	WS*-2460L
4	WS*-2464L	

Wear Strip Tolerances

NORMAL COMMERCIAL

Thickness:
1/8"-3/16" +/- 15%
1/4"-3/8" +/- 10%
1/2" & over +/- 10%
Width: +/- .030"
Length: -1/2"+1"

NORMAL MACHINED

Thickness:
1/8"-3/8" +/- .020"
1/2" & over +/- .010"
Width: +/- .010"
Length: +/- .030"

POBCO Fasteners

POBCO Plastic Drive Rivets					Pobco Nylon Countersunk Screws			POBCO Hex Nut																																						
<table border="1"> <thead> <tr> <th rowspan="2">L</th> <th rowspan="2">H</th> <th colspan="2">GRIP</th> <th rowspan="2">PART NO.</th> </tr> <tr> <th>MIN.</th> <th>MAX.</th> </tr> </thead> <tbody> <tr> <td>3/4"</td> <td>.111</td> <td>3/16"</td> <td>1/2"</td> <td>RN-0412</td> </tr> <tr> <td>1"</td> <td>.111</td> <td>1/4"</td> <td>3/4"</td> <td>RN-0416</td> </tr> </tbody> </table>					L	H	GRIP		PART NO.	MIN.	MAX.	3/4"	.111	3/16"	1/2"	RN-0412	1"	.111	1/4"	3/4"	RN-0416	<table border="1"> <thead> <tr> <th>PART NO.</th> <th>THREAD SIZE</th> <th>THREAD LENGTH</th> </tr> </thead> <tbody> <tr> <td>NCS-1/4-20L5/8</td> <td>1/4-20</td> <td>5/8"</td> </tr> <tr> <td>NCS-1/4-20L3/4</td> <td>1/4-20</td> <td>3/4"</td> </tr> <tr> <td>NCS-1/4-20L1</td> <td>1/4-20</td> <td>1"</td> </tr> <tr> <td>NCS-1/4-20L1.5</td> <td>1/4-20</td> <td>1-1/2"</td> </tr> <tr> <td>NCS-1/4-20L2</td> <td>1/4-20</td> <td>2"</td> </tr> <tr> <td>NCS-1/4-20L2.5</td> <td>1/4-20</td> <td>2-1/2"</td> </tr> </tbody> </table>			PART NO.	THREAD SIZE	THREAD LENGTH	NCS-1/4-20L5/8	1/4-20	5/8"	NCS-1/4-20L3/4	1/4-20	3/4"	NCS-1/4-20L1	1/4-20	1"	NCS-1/4-20L1.5	1/4-20	1-1/2"	NCS-1/4-20L2	1/4-20	2"	NCS-1/4-20L2.5	1/4-20	2-1/2"	<p>Part No. 1/4-20HNN HEX NUT IS ORDERED SEPARATELY</p>
L	H	GRIP		PART NO.																																										
		MIN.	MAX.																																											
3/4"	.111	3/16"	1/2"	RN-0412																																										
1"	.111	1/4"	3/4"	RN-0416																																										
PART NO.	THREAD SIZE	THREAD LENGTH																																												
NCS-1/4-20L5/8	1/4-20	5/8"																																												
NCS-1/4-20L3/4	1/4-20	3/4"																																												
NCS-1/4-20L1	1/4-20	1"																																												
NCS-1/4-20L1.5	1/4-20	1-1/2"																																												
NCS-1/4-20L2	1/4-20	2"																																												
NCS-1/4-20L2.5	1/4-20	2-1/2"																																												

pboco@pbocoplastics.com

FAX: 508.791.3247

T: 508.791.6376

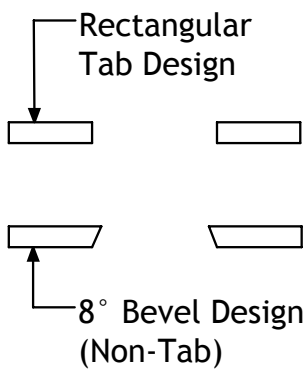
POBCO Chain Guide Curve Sets

Multple Sections

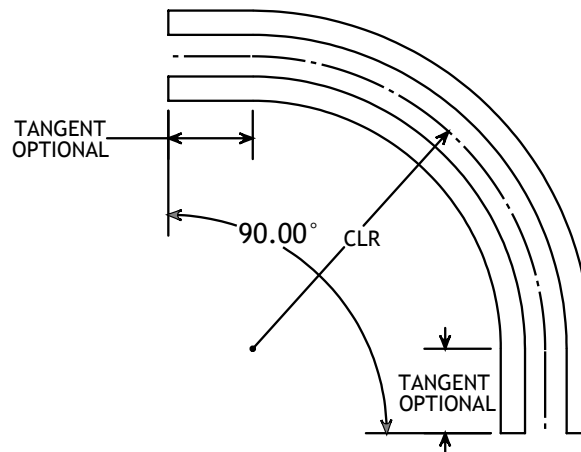
Materials:

- POBCO UHMW
- POBCO Plus
- POBCO Nylon MD
- POBCO-B Hardwood
- POBCO-Blue UXC

"CHAIN SERIES NO."	"CENTER LINE RADIUS (CLR)"	"WIDTH (W)"	"THICKNESS (T)"	UHMW PART NO.	PLUS PART NO.	AW PART NO.
Rectangular Design - Bevel						
800/881 Bevel	30	1-1/2	3/8	CWSU9030B3	CWSP9030B3	CWSAW9030B3
	24	1	3/8	CWSU9024B3	CWSP9024B3	CWSAW9024B3
	18	1	3/8	CWSU9018B3	CWSP9018B3	CWSAW9018B3
882 Bevel	30	1-1/2	5/8	CWSU9030B5	CWSP9030B3	CWSAW9030B5
	24	1-1/2	5/8	CWSU9024B5	CWSP9024B5	CWSAW9024B5
Rectangular Design - Tab						
800/881 Tab	30	1-1/2	3/8	CWSU9030R3	CWSP9030R3	CWSAW9030R3
	24	1-1/2	3/8	CWSU9024R3	CWSP9024R3	CWSAW9024R3
	18	1-1/2	3/8	CWSU9018R3	CWSP9018R3	CWSAW9018R3
882 Tab	30	1-1/2	5/8	CWSU9030R5	CWSP9030R5	CWSAW9030R5
	24	1-1/2	5/8	CWSU9024R5	CWSP9024R5	CWSAW9024R5
1873 Tab 1874 Tab	30	1-1/2	3/4	CWSU9030R6	CWSP9030R6	CWSAW9030R6
	24	1-1/2	3/4	CWSU9024R6	CWSP9024R6	CWSAW9024R6
	18	1-1/2	3/4	CWSU9018R6	CWSP9018R6	CWSAW9018R6
3873 Tab	30	1-1/2	3/4	CWSU9030R7	CWSP9030R7	CWSAW9030R7



End View



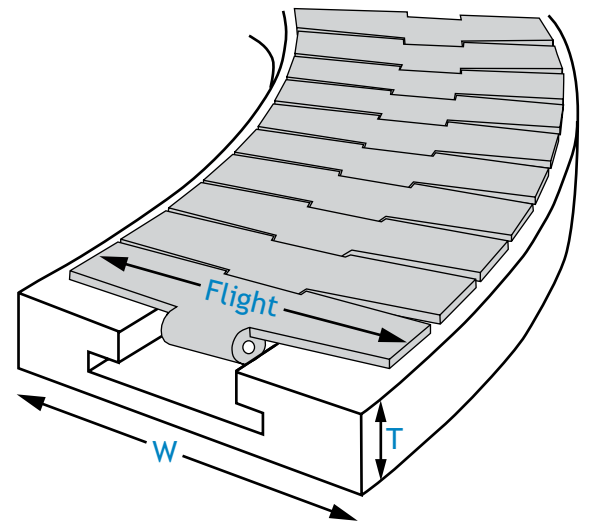
Curved Wearstrip
With Tangent Straight
Extensions

POBCO Chain Guides

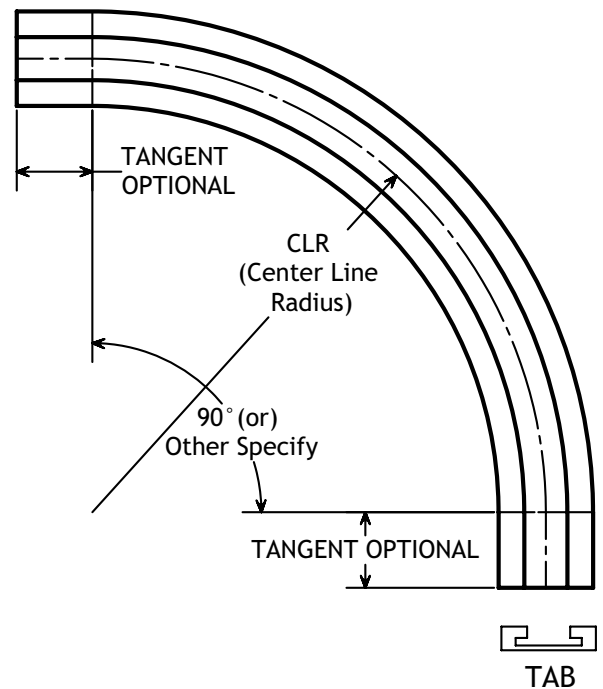
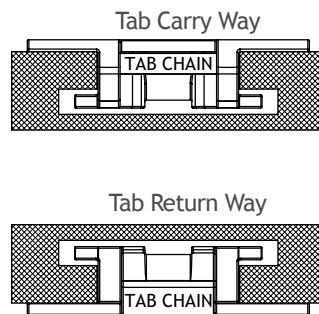
Tab Design CURVED Wear Strip & Straights

Information Needed to Make Chain Track Guides:

1. Chain No.
2. Chain Style (ie: TAB or BEVEL) see dwg.
3. Flight Width (Chain Width)
4. Track Thickness "T" & Width "W"
5. Center Line Radius (CLR) ie: 18, 24, 30 etc.
6. Circle segment (90° & 45° curves most common)
30" CLR and larger-please inquire
7. Single or Multiple strands (Flights)
8. Tangents Optional (Other lengths available)
9. Chain Guide Plastic Material and Color
10. Chain Speeds and Operating Conditions per maximum surface speeds listed here
11. Manufacturer of Chain

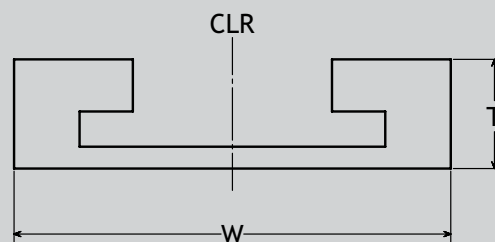


SUGGESTED MATERIALS	MAXIMUM SPEEDS
"U" (UHMW)	100 fpm
"URB" Black REPRO UHMW	100 fpm
"UXC" Blue	350 fpm
"P" Plus (Oil filled UHMW)	300 fpm
"MD" Moly Filled Nylon	150 fpm
"AW" Blue Lube Filled UHMW	350 fpm



POBCO Tab Chain Guide Standard Data:

CHAIN FLIGHT WIDTH	STRAIGHT GUIDE WIDTH (W)
2 3/4"	3-1/4"
3 1/4"	4"
4 1/2"	5"
6"	6 1/2"
7 1/2"	8"
10"	10-1/2"
12"	12-1/2"



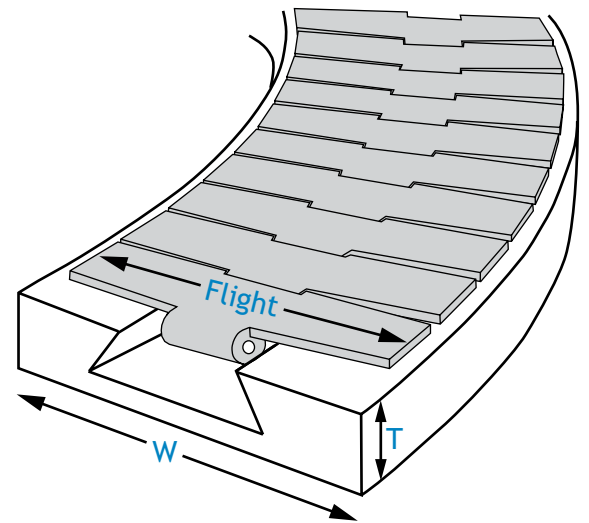
CHAIN MODEL	POBCO STANDARD GUIDE THICKNESS (T)
879	1"
880	1"
881	1"
882	1 1/4"
1701	1 1/4"
1873	1 1/4"
1874	1 1/4"

POBCO Chain Guides

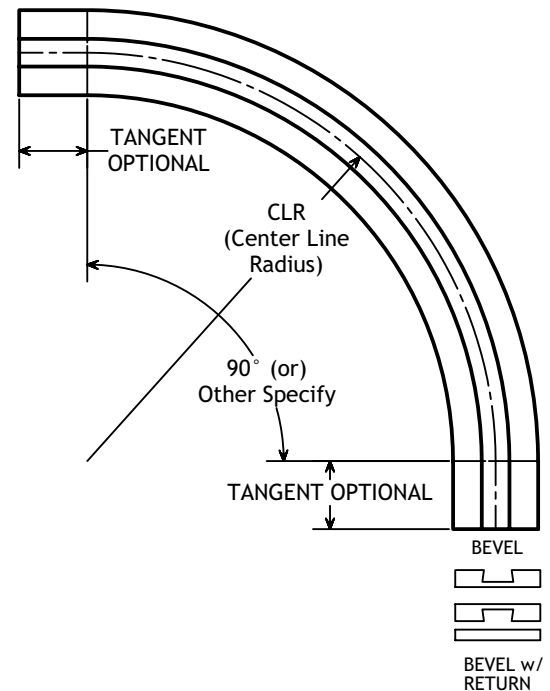
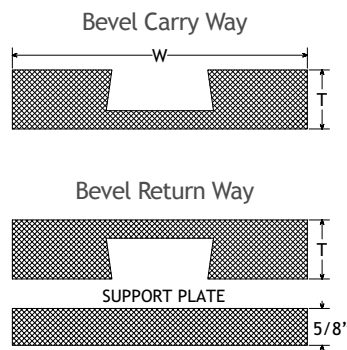
Bevel Design CURVED Wear Strip & Straights

Information Needed to Make Chain Track Guides:

1. Chain No.
2. Chain Style (ie: TAB or BEVEL) see dwg.
3. Flight Width (Chain Width)
4. Track Thickness "T" & Width "W"
5. Center Line Radius (CLR) ie: 18, 24, 30 etc.
6. Circle segment (90° & 45° curves most common)
30" CLR and larger-please inquire
7. Single or Multiple strands (Flights)
8. Tangents Optional (Other lengths available)
9. Chain Guide Plastic Material and Color
10. Chain Speeds and Operating Conditions per maximum surface speeds listed here
11. Manufacturer of Chain

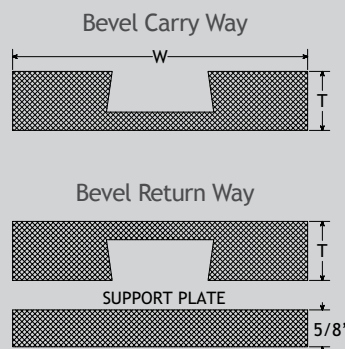


SUGGESTED MATERIALS	MAXIMUM SPEEDS
"U" UHMW	100 fpm
"URB" Black REPRO UHMW	100 fpm
"UXC" Blue	350 fpm
"P" Plus (Oil filled UHMW)	300 fpm
"MD" Moly Filled Nylon	150 fpm
"AW" Blue Lube Filled UHMW	350 fpm



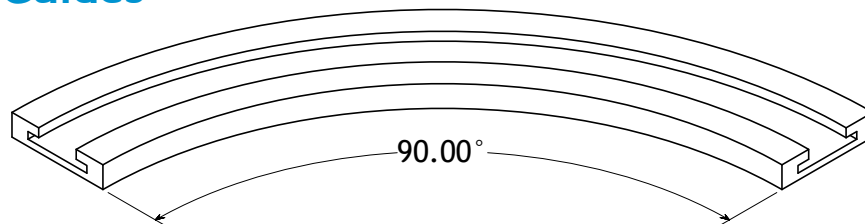
POBCO Bevel Chain Guide Standard Data:

CHAIN FLIGHT WIDTH	STRAIGHT GUIDE WIDTH (W)
2 3/4"	3-1/4"
3 1/4"	4"
4 1/2"	5"
6"	6 1/2"
7 1/2"	8"
10"	10-1/2"
12"	12-1/2"



CHAIN MODEL	POBCO STANDARD GUIDE THICKNESS (T)
879	1"
880	1"
881	1"
882	1 1/4"
1701	1 1/4"
1873	1 1/4"
1874	1 1/4"

POBCO Chain Guides



Curved Table Top Chain Guide

Available in 90° segments - other sizes available upon request

For Chain Size	Flight Width (K)	W	T	Radius	UHMW	POBCO Plus UHMW	Repro Black	POBCO AW Blue Lube Filled
879/880/881	3-1/4	4	1	18	CWT50018U	CWT50018P	CWT50018URB	CWT50018AW
879/880/881	3-1/4	4	1	24	CWT50024U	CWT50024P	CWT50024URB	CWT50024AW
879/880/881	4-1/2	5	1	18	CWT50218U	CWT50218P	CWT50218URB	CWT50218AW
879/880/881	4-1/2	5	1	24	CWT50224U	CWT50224P	CWT50224URB	CWT50224AW
882	4-1/2	5	1-3/16	18	CWT50418UST	CWT50418PST	CWT50418URBST	CWT50418AWST
882	4-1/2	5	1-3/16	24	CWT50424UST	CWT50424PST	CWT50424URBST	CWT50424AWST
882	4-1/2	5	1-1/4	24	CWT50424U	CWT50424P	CWT50424URB	CWT50424AW
882	7-1/2	8	1-1/4	24	CWT50624U	CWT50624P	CWT50624URB	CWT50624AW
882	7-1/2	8	1-1/4	30	CWT50630U	CWT50630P	CWT50630URB	CWT50630AW
882	7-1/2	8	1-3/16	24	CWT50624UST	CWT50624PST	CWT50624URBST	CWT50624AWST
882	10	10-1/2	1-1/4	24	CWT50824U	CWT50824P	CWT50824URB	CWT50824AW
882	10	10-1/2	1-3/16	24	CWT50824UST	CWT50824PST	CWT50824URBST	CWT50824AWST
882	12	12-1/2	1-1/4	24	CWT51024U	CWT51024P	CWT51024URB	CWT51024AW
882	12	12-1/2	1-3/16	24	CWT51024UST	CWT51024PST	CWT51024URBST	CWT51024AWST

Table Top Chain Guide Straight Track

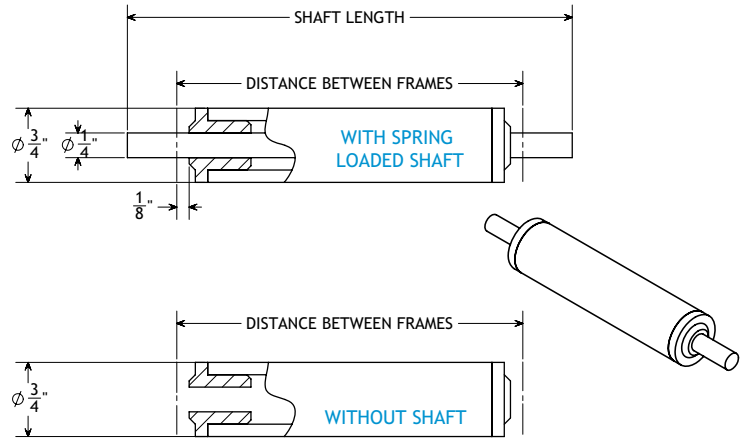
Available in 5 ft and 10 ft lengths - other sizes available upon request

For Chain Size	Flight Width (K)	W	T	Length in FT	UHMW	POBCO Plus UHMW	Repro Black	POBCO AW Blue Lube Filled
879/880/881	3-1/4	4	1	5	SWT700UL60	SWT700PL60	SWT700URBL60	SWT700AWL60
879/880/881	3-1/4	4	1	10	SWT700UL120	SWT700PL120	SWT700URBL120	SWT700AWL120
879/880/881	4-1/2	5	1	5	SWT702UL60	SWT702PL60	SWT702URBL60	SWT702AWL60
879/880/881	4-1/2	5	1	10	SWT702UL120	SWT702PL120	SWT702URBL120	SWT702AWL120
882	4-1/2	5	1-1/4	5	SWT704UL60	SWT704PL60	SWT704URBL60	SWT704AWL60
882	4-1/2	5	1-1/4	10	SWT704UL120	SWT704PL120	SWT704URBL120	SWT704AWL120
882	4-1/2	5	1-3/16	5	SWT704UL60ST	SWT704PL60ST	SWT704URBL60ST	SWT704AWL60ST
882	4-1/2	5	1-3/16	10	SWT704UL120ST	SWT704PL120ST	SWT704URBL120ST	SWT704AWL120ST
882	7-1/2	8	1-1/4	5	SWT706UL60	SWT706PL60	SWT706URBL60	SWT706AWL60
882	7-1/2	8	1-1/4	10	SWT706UL120	SWT706PL120	SWT706URBL120	SWT706AWL120
882	7-1/2	8	1-3/16	5	SWT706UL60ST	SWT706PL60ST	SWT706URBL60ST	SWT706AWL60ST
882	7-1/2	8	1-3/16	10	SWT706UL120ST	SWT706PL120ST	SWT706URBL120ST	SWT706AWL120ST
882	10	10-1/2	1-1/4	5	SWT708UL60	SWT708PL60	SWT708URBL60	SWT708AWL60
882	10	10-1/2	1-1/4	10	SWT708UL120	SWT708PL120	SWT708URBL120	SWT708AWL120
882	10	10-1/2	1-3/16	5	SWT708UL60ST	SWT708PL60ST	SWT708URBL60ST	SWT708AWL60ST
882	10	10-1/2	1-3/16	10	SWT708UL120ST	SWT708PL120ST	SWT708URBL120ST	SWT708AWL120ST
882	12	12-1/2	1-1/4	5	SWT710UL60	SWT710PL60	SWT710URBL60	SWT710AWL60
882	12	12-1/2	1-1/4	10	SWT710UL120	SWT710PL120	SWT710URBL120	SWT710AWL120
882	12	12-1/2	1-3/16	5	SWT710UL60ST	SWT710PL60ST	SWT710URBL60ST	SWT710AWL60ST
882	12	12-1/2	1-3/16	10	SWT710UL120ST	SWT710PL120ST	SWT710URBL120ST	SWT710AWL120ST

POBCO Conveyor Rollers (Stainless)

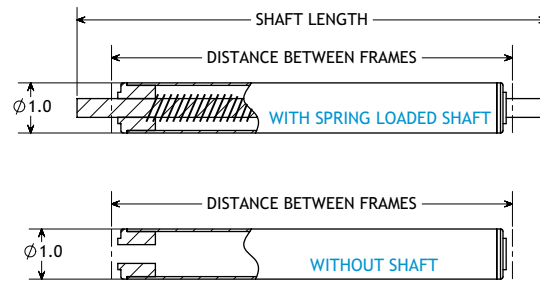
POBCO's "SSP3/4" Series rollers are constructed of 3/4" diameter 16 gauge stainless steel tubing & UHMW Roll End Bearings with or without 1/4" diameter SS shaft spring loaded. Overall length of roller is made .25" shorter than the between frame dimension.

SSP3/4 Series		
BETWEEN FRAME	1/4" BORE NO SHAFT ROLLER NUMBER	1/4" DIA. SS SHAFT SPRING LOADED
3.50	SSP3/4L3.25	SSP3/4L3.25SL
4.75	SSP3/4L4.50	SSP3/4L4.50SL
7.75	SSP3/4L7.50	SSP3/4L7.50SL
10.25	SSP3/4L10.00	SSP3/4L10.00SL
13.00	SSP3/4L12.75	SSP3/4L12.75SL



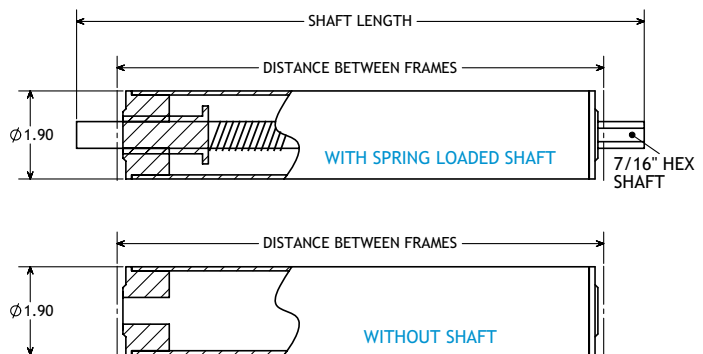
POBCO's "SSP1.0" Series rollers are constructed of 1" dia. 18 ga. stainless tube and Delrin Roll End Bearings with or without 3/8" diameter SS shaft spring loaded. Overall length of roller is made .25" shorter than the between frame dimension.

SSP1.0 Series		
BETWEEN FRAME	3/8" BORE NO SHAFT	3/8" ROUND SS SPRING LOADED
3.50	SSP1.0L3.25	SSP1.0L3.25SL
4.75	SSP1.0L4.50	SSP1.0L4.50SL
7.75	SSP1.0L7.50	SSP1.0L7.50SL
10.25	SSP1.0L10.00	SSP1.0L10.00SL
13.00	SSP1.0L12.75	SSP1.0L12.75SL



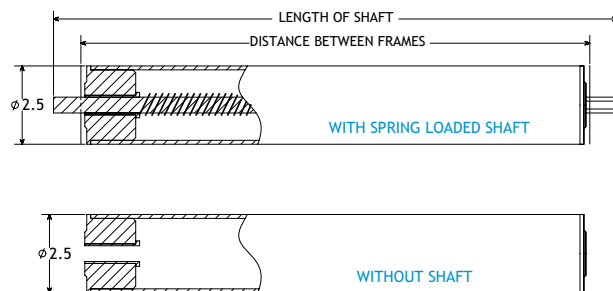
POBCO's "SSP1.9" Series rollers are constructed of 1-1/2" sch. 40 (1.90" Dia.) stainless pipe, UHMW Roll End Bearings with or without 7/16" Hex SS shaft spring loaded. Overall length of roller is made .25" shorter than the between frame dimension.

SSP1.9 Series		
BETWEEN FRAME	1/2" BORE NO SHAFT ROLLER NUMBER	7/16" HEX SS SHAFT SPRING LOADED
9.00	SSP1.9L8.75	SSP1.9L8.75SL
10.25	SSP1.9L10.00	SSP1.9L10.00SL
13.00	SSP1.9L12.75	SSP1.9L12.75SL
16.00	SSP1.9L15.75	SSP1.9L15.75SL
18.00	SSP1.9L17.75	SSP1.9L17.75SL
24.00	SSP1.9L23.75	SSP1.9L23.75SL



POBCO's "SSP2.5" Series rollers are constructed of 2-1/2" dia. 11 ga. stainless tube and UHMW Roll End Bearings with or without 7/16" Hex SS shaft spring loaded. Overall length of roller is made .25" shorter than the between frame dimension.

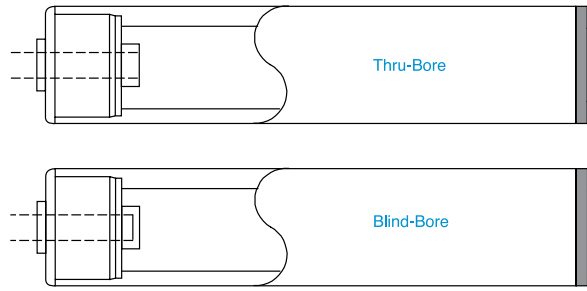
SSP2.5 Series		
BETWEEN FRAME	5/8" BORE NO SHAFT ROLLER NUMBER	7/16" HEX SS SHAFT SPRING LOADED
16.00	SSP2.5L15.75	SSP2.5L15.75SL
18.00	SSP2.5L17.75	SSP2.5L17.75SL
22.00	SSP2.5L21.75	SSP2.5L21.75SL
24.00	SSP2.5L23.75	SSP2.5L23.75SL



POBCO Conveyor Rollers-Standard Selection (PVC)

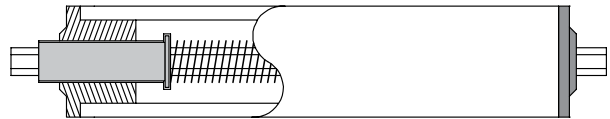
Customize your roller with the POBCO Roller Specification Sheet. For commonly requested sizes and materials, please review the following selection. The roller sizes below can normally ship quickly from stock or with short lead times. Please inquire to confirm details.

RPMN SERIES LIGHT DUTY		
BETWEEN FRAME	THRU-BORE PART NUMBER	BLIND-BORE PART NUMBER
3.50"	RPMNL3.25	RPMNL3.25BB
4.75"	RPMNL4.50	RPMNL4.50BB
7.75"	RPMNL7.50	RPMNL7.50BB
10.25"	RPMNL10.00	RPMNL10.00BB
13.00"	RPMNL12.75	RPMNL12.75BB
16.00"	RPMNL15.75	RPMNL15.75BB
18.00"	RPMNL17.75	RPMNL17.75BB
22.00"	RPMNL21.75	RPMNL21.75BB



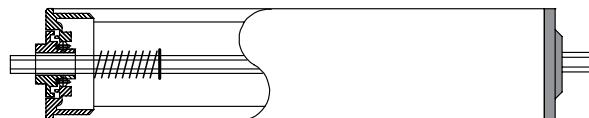
POBCO's "RPMN" series rollers are constructed with 1.90" diameter, schedule 40 White PVC pipe, Molded Nylon Roll End Bearings, and bored to support a 1/2" diameter shaft, pin or stub shaft. These are an excellent, low cost, general purpose rollers, often used on sorting equipment. Overall length of roller is made .25" shorter than the between frame dimension.

RPU SERIES MEDIUM DUTY		
BETWEEN FRAME	STEEL SHAFT PART NUMBER	STAINLESS STEEL SHAFT PART NUMBER
7.75"	RPUL7.50HEX	RPUL7.50HEXSS
10.25"	RPUL10.0HEX	RPUL10.0HEXSS
13.00"	RPUL12.75HEX	RPUL12.75HEXSS
16.00"	RPUL15.75HEX	RPUL15.75HEXSS
18.00"	RPUL17.75HEX	RPUL17.75HEXSS
22.00"	RPUL21.75HEX	RPUL21.75HEXSS



POBCO's "RPU" series rollers are constructed with 1.90" diameter, schedule 40 White PVC pipe, UHMW Roll End Bearings, hex adapter, and 7/16" Hex spring loaded shaft. These rollers are suitable for many general purpose applications, and with the stainless shafting, they are highly corrosive resistant. Overall length of roller is made .25" shorter than between frame dimension.

RPD SERIES LIGHT DUTY GRAVITY		
BETWEEN FRAME	STEEL SHAFT PART NUMBER	STAINLESS STEEL SHAFT PART NUMBER
7.75"	RPDL7.50HEX	RPDL7.50HEXSS
10.25"	RPDL10.0HEX	RPDL10.0HEXSS
13.00"	RPDL12.75HEX	RPDL12.75HEXSS
16.00"	RPDL15.75HEX	RPDL15.75HEXSS
18.00"	RPDL17.75HEX	RPDL17.75HEXSS
22.00"	RPDL21.75HEX	RPDL21.75HEXSS




POBCO's "RPD" series rollers are constructed with 1.90" diameter, schedule 40 White PVC pipe, Molded Delrin Roll End Bearings, and 7/16" Hex spring loaded shaft. These rollers allow for easy installation in the side frame with spring loaded shaft. These rollers are suitable for many light duty gravity conveyor applications, and with stainless shafting, they are highly corrosive resistant. Overall length of roller is made .25" shorter than the between frame dimension.

POBCO Polyurethane Roller Covers

Interface Fit Roller Covers

Extend the life of existing rollers and reduce noise levels with POBCO Polyurethane roller covers. These covers function as a protective barrier to both the roller surface and the materials being conveyed. Covers will not scratch or mar product. They are suitable for many applications including systems with steep inclines in which the urethane helps to grip and move the product more efficiently. POBCO offers the covers in USDA/FDA compliant Safety Orange color, with 85/88 Durometer.

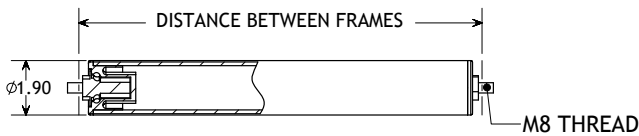
Wall Thickness .062			
PART NUMBER	OD OF ROLLER	ID OF COVER	LENGTH
SCUR1.9	1.900"	1.869"	10 ft.
SCUR2.0	2.000"	1.969"	10 ft.
SCUR2.5	2.500"	2.469"	10 ft.



#ROLLCOVERTOOL
Installation Tool for Urethane Roll Covers

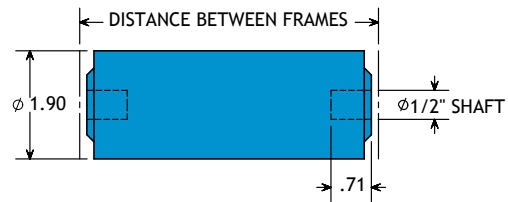
Wall Thickness .125			
PART NUMBER	OD OF ROLLER	ID OF COVER	LENGTH
HCUR1.9	1.900"	1.869"	10 ft.
HCUR2.0	2.000"	1.969"	10 ft.
HCUR2.5	2.500"	2.469"	10 ft.

POBCO "RPBBD" series rollers are constructed with 1.90" diameter, schedule 40 white PVC pipe, and self-sealing molded acetal blind bore spring-loaded ball bearings. These are sealed to avoid moisture or bacteria build-up inside rollers. Easy to install. Includes hex nuts.



RPBBD SERIES	
BETWEEN FRAME	PART NUMBER
10.25"	RPBBD10.00
13.00"	RPBBD12.75
16.00"	RPBBD15.75
18.00"	RPBBD17.75
22.00"	RPBBD21.75
24.00"	RPBBD23.75

POBCO "RP Solid" series are Blue in color, FDA compliant, solid plastic, 1.90" diameter acetal rollers. Ends have 1/2" diameter x .71 deep blind bores. This series is the most sanitary option. Supported with "stub shaft" # BP08SSBall (see page 62).

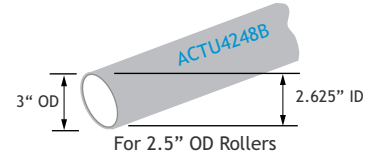
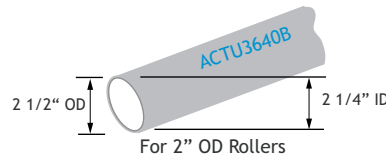
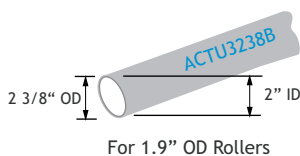
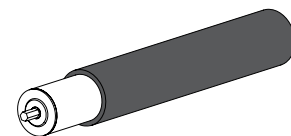


RP SOLID SERIES	
BETWEEN FRAME	PART NUMBER
10.25"	RPBLUEA10.00
13.00"	RPBLUEA12.75
16.00"	RPBLUEA15.75
18.00"	RPBLUEA17.75
22.00"	RPBLUEA21.75

POBCO Accumulator Conveyor Tubing

POBCO Tube Sleeves allow the accumulation of products on roller conveyors and help prevent product damage. Conveyor line pressure is relieved at bottle-necks and jams and drive component problems are minimized since the Plastic Tube Sleeves rotate around the Roller O.D.

Standard lengths are 5 ft. or 10 ft. Can be cut to your length requirements.



Part #ACTU3238B
For 1-1/2" Pipe (1.900") - Supplied as 2" I.D. x 2-3/8" O.D. x 3/16" Wall

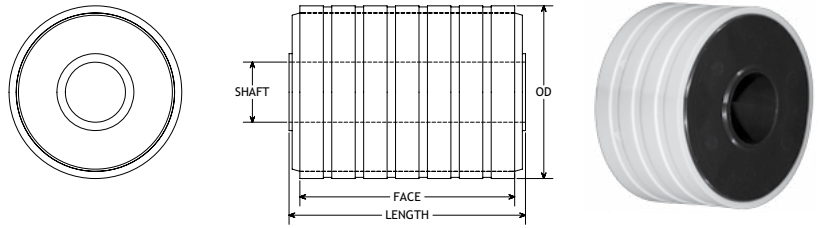
Part #ACTU3640B
For 2" O.D. Tubing - Supplied as 2-1/4" I.D. x 2-1/2" O.D. x 1/8" Wall

Part #ACTU4248B
For 2-1/2" O.D. Tubing - Supplied as 2-5/8" I.D. x 3" O.D. x 3/16" Wall

POBCO Rubber Coated Return Rollers for Table Top Chain

Black polyamide rollers coated with grey color 65 shore rubber. Rollers are completely closed and therefore maintain cleanliness. Quiet operation.

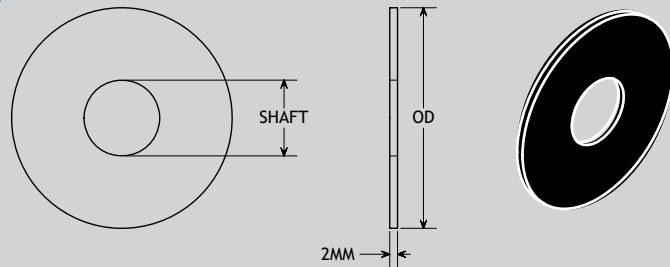
PART NUMBER	OD	FACE	L	SHAFT "S"
RRR24518	60mm	40mm	41mm	18mm (11/16")
RRR24520	60mm	40mm	41mm	20mm (3/4")
RRR29318	60mm	75mm	82mm	18mm (11/16")
RRR29320	60mm	75mm	82mm	20mm (3/4")
RRR27618	45mm	75mm	82mm	18mm (11/16")
RRR27620	45mm	75mm	82mm	20mm (3/4")



POBCO Black Polypropylene Spacer

To be used with rollers as needed.

PART NUMBER	OD	SHAFT "S"
TWPP18MM70MM	70mm	18mm (11/16")
TWPP20MM70MM	70mm	20mm (3/4")
TWPP18MM54MM	54mm	18mm (11/16")
TWPP20MM54MM	54mm	20mm (3/4")

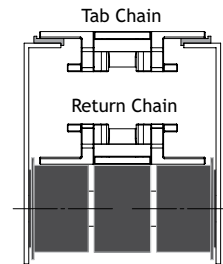
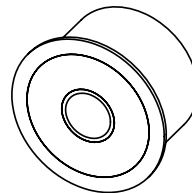
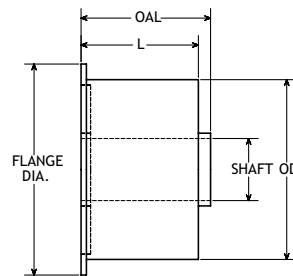



POBCO Return Rollers for Table Top Chain

With or Without Flange

Black polyamide roller with grey cap closure, light weight low cost.

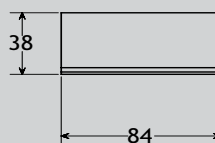
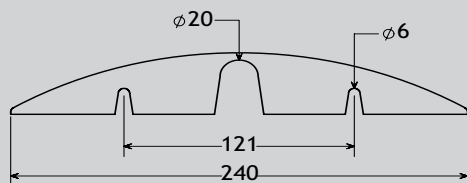
PART NUMBER	FLANGE DIA.	OD	OAL	L	SHAFT
RFR82221	70mm	60mm	43	37.5	18mm (11/16")
RFR82222	70mm	60mm	43	37.5	20mm (3/4")
RR82225	none	60mm	40.5	39.5	18mm (11/16")
RR82226	none	60mm	40.5	39.5	20mm (3/4")
RFR82233	70mm	60mm	85.5	84	18mm (11/16")
RFR82234	70mm	60mm	85.5	84	20mm (3/4")
RR82245	none	60mm	82	80	18mm (11/16")
RR82246	none	60mm	82	80	20mm (3/4")



POBCO Chain Return - Self Adjusting Sliding Shoe

Material: Green polyethylene.

Application: For chains 3-1/4" Flight width. Self-Adjustment occurs during return phase at the drive sprocket level.


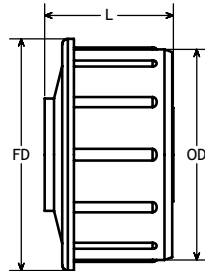


PP14833

POBCO Heavy Duty ABEC1-Precision Roll End Bearings

Black Thermoplastic Housings (conductive polypropylene) with precision chrome shielded bearing offer higher load and higher speed capabilities and quiet operation.

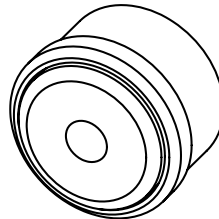
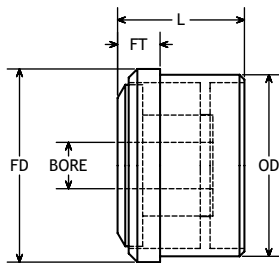
POBCO PART#	SUITABLE FOR	BORE	FD	OD	LENGTH
HOTP24P4007CS	1-1/2" Sch. 40 Pipe	7/16 Hex	1.87	1.61	1.13
HOTP31T1607CS	1.90, 16 Gauge	7/16 Hex	1.89	1.22	
HOTP40T1111CS	2-1/2" Dia., 11 Gauge	11/16 Hex	2.47	2.26	1.39



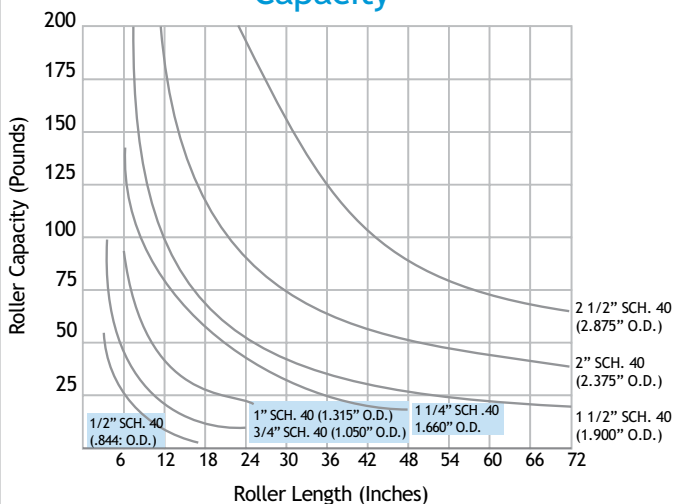
POBCO Idler Roll End Ball Bearing

Black polyamide housing with grey polyamide protective shield cover. Chrome steel bearing type #6202-2RS inside. Metric size only. Light Duty Application

POBCO PART#	SUITABLE FOR	BORE	FD	OD	LENGTH	FT
LDTP50mm12mm	50mm Dia. 1.5mm Wall Tubing	12mm	50mm	47mm	30mm	11mm
LDTP50mm14mm		14mm	50mm	47mm	30mm	11mm

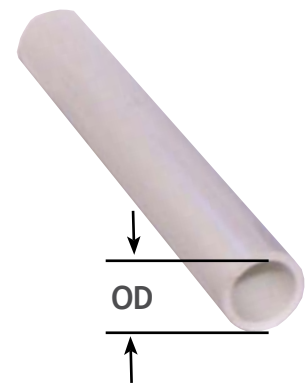


POBCO PVC Load Capacity Capacity



POBCO PVC Pipe - Clean, Unmarked, White

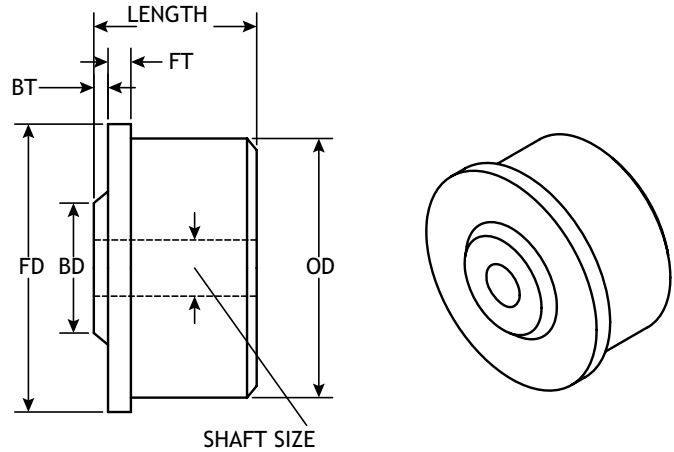
SIZE	OD
1/2" Sch. 40	.840
3/4" Sch. 40	1.050
1" Sch. 40	1.315
1-1/4" Sch. 40	1.660
1-1/2" Sch. 40	1.900
2" Sch. 40	2.375
2-1/2" Sch. 40	2.875



- High Impact PVC
- For Evenly Distributed Loads
- For Concentrated Center Loads Reduce Values by 30%
- Bearing Capacities Must Also be Considered into Roller Design

POBCO Standard Roll End Bearings

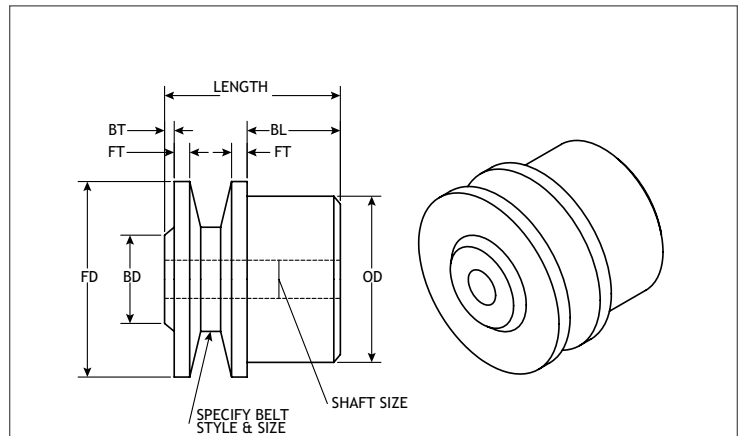
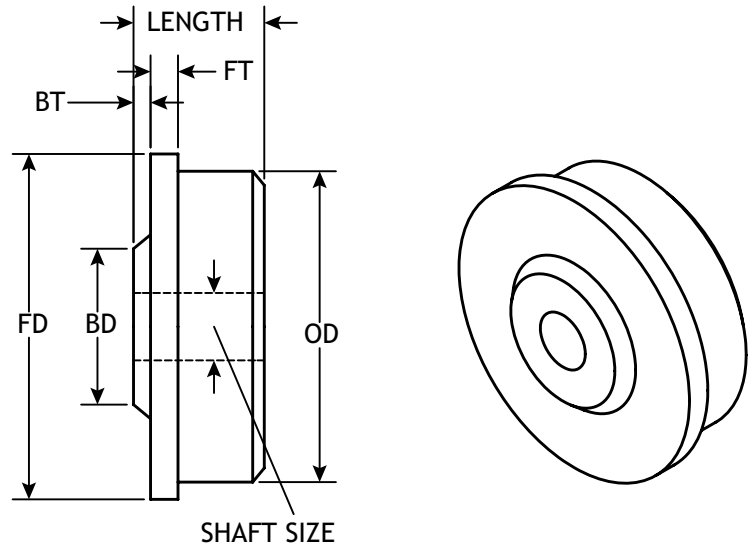
Standard Roll End Bearings							
TUBING OUTSIDE DIA. FD	TUBING GAUGE	I.D. METAL TUBING OD	LGTH	FT	BT	BD	PART NO.**
1.315 (1" Pipe)	Sch. 40 Sch. 80	1.049 .957	1-1/4	3/16	1/16	7/8	ST*-16P40 ST*-16P80
1-3/8	18 17 16	1.277 1.259 1.245	1-1/4	3/16	1/16	7/8	ST*-22T18 ST*-22T17 ST*-22T16
1-1/2	18 16 14 11	1.402 1.370 1.334 1.260	1-1/2	3/16	1/16	1	ST*-24T18 ST*-24T16 ST*-24T14 ST*-24T11
1.510	1-1/4" EMT	1.380	1-1/2	3/16	1/16	1	ST*-20EMT
1-5/8"	16 13 11	1.495 1.435 1.385	1-1/2	3/16	1/16	1	ST*-26T16 ST*-26T13 ST*-26T11
1.660 (1-1/4" Pipe)	Sch. 40 Sch. 80	1.380 1.27	1-1/2	3/16	1/16	1	ST*-20P40 ST*-20P80
1.740	1-1/2" EMT	1.610	1-1/2	3/16	1/16	1	ST*-24EMT
1-3/4	20 16 14 13 11	1.680 1.620 1.584 1.560 1.510	1-1/2	3/16	1/16	1-1/8	ST*-28T20 ST*-28T16 ST*-28T14 ST*-28T13 ST*-28T11
1-7/8	18 16 13	1.777 1.745 1.685	1-1/2	3/16	1/16	1-1/8	ST*-30T18 ST*-30T16 ST*-30T13
1.900	16 12	1.770 1.682	1-1/2	3/16	1/16	1-1/8	ST*-31T16 ST*-31T12
1.900 (1-1/2" Pipe)	Sch. 40 Sch. 80	1.610 1.500	1-1/2	3/16	1/16	1-1/8	ST*-24P40 ST*-24P80
2	18 16 14 13 12 11 10	1.902 1.870 1.834 1.810 1.782 1.760 1.732	1-5/8	1/4	1/8	1-1/4	ST*-32T18 ST*-32T16 ST*-32T14 ST*-32T13 ST*-32T12 ST*-32T11 ST*-32T10
2-1/8	16	1.995	1-5/8	1/4	1/8	1-1/4	ST*-34T16
2.197	2" EMT	2.067	1-5/8	1/4	1/8	1-1/4	ST*-32EMT
2-1/4	18 16 14 13 11 10	2.152 2.120 2.084 2.060 2.010 1.982	1-5/8	1/4	1/8	1-3/8	ST*-36T18 ST*-36T16 ST*-36T14 ST*-36T13 ST*-36T11 ST*-36T10
2-3/8	16 14 13 11	2.245 2.209 2.185 2.135	1-5/8	1/4	1/8	1-3/8	ST*-38T16 ST*-38T14 ST*-38T13 ST*-38T11
2.375 (2" Pipe)	Sch. 10 Sch. 40 Sch. 80	2.157 2.067 1.939	1-5/8	1/4	1/8	1-3/8	ST*-32P10 ST*-32P40 ST*-32P80
2-1/2	18 16 14 13 12 11 10	2.402 2.370 2.334 2.310 2.282 2.260 2.232	1-5/8	1/4	1/8	1-1/2	ST*-40T18 ST*-40T16 ST*-40T14 ST*-40T13 ST*-40T12 ST*-40T11 ST*-40T10
2-3/4	18 16 13 11	2.652 2.620 2.560 2.510	1-5/8	1/4	1/8	1-1/2	ST*-44T18 ST*-44T16 ST*-44T13 ST*-44T11
2-7/8	11	2.635					ST*-46T11
2.875 (2-1/2" Pipe)	Sch. 40 Sch. 80	2.469 2.323	1-5/8	1/4	1/8	1-5/8	ST*-40P40 ST*-40P80



TUBING OUTSIDE DIA. FD	TUBING GAUGE	I.D. METAL TUBING OD	LGTH	FT	BT	BD	PART NO.**
3	18 16 14 13 12 11	2.902 2.870 2.834 2.810 2.782 2.760	1-3/4	1/4	1/8	1-5/8	ST*-48T18 ST*-48T16 ST*-48T14 ST*-48T13 ST*-48T12 ST*-48T11
3-1/4	16 13	3.120 3.060	1-3/4	1/4	1/8	1-3/4	ST*-52T16 ST*-52T13
3-1/2	16 13 11	3.370 3.310 3.260	1-3/4	1/4	1/8	2	ST*-56T16 ST*-56T13 ST*-56T11
3.500	3" EMT	3.356	1-3/4	1/4	1/8	2	ST*-48EMT
3.500 (3" Pipe)	Sch. 40 Sch. 80	3.068 2.900	1-3/4	1/4	1/8	2	ST*-48P40 ST*-48P80
3-3/4	16 11	3.620 3.510	1-3/4	1/4	1/8	2-1/4	ST*-60T16 ST*-60T11
4	16 14 13 11	3.870 3.834 3.810 3.760	1-3/4	1/4	1/8	2-1/4	ST*-64T16 ST*-64T14 ST*-64T13 ST*-64T11
4.000 (3-1/2" Pipe)	Sch. 40 Sch. 80	3.548 3.364	1-3/4	1/4	1/8	2-1/2	ST*-56P40 ST*-56P80
4-1/2	11	4.260	1-3/4	1/4	1/8	2-1/2	ST*-72T11
4.500	4" EMT	4.334	1-3/4	1/4	1/8	2-1/2	ST*-64EMT
4.500 (4" Pipe)	Sch. 40 Sch. 80	4.026 3.826	1-3/4	1/4	1/8	2-3/4	ST*-64P40 ST*-64P80
5	11	4.760	1-3/4	1/4	1/8	2-3/4	ST*-80T11
5-1/2	11	5.260	1-3/4	1/4	1/8	3-1/4	ST*-88T11
5.563 (5" Pipe)	Sch. 40 Sch. 80	5.047 4.813	1-3/4	1/4	1/8	3-1/2	ST*-80P40 ST*-80P80
6	11	5.760	1-3/4	1/4	1/8	3-1/2	ST*-96T11
6.625 (6" Pipe)	Sch. 40 Sch. 80	6.065 5.761	1-3/4	1/4	1/8	4	ST*-96P40 ST*-96P80

Light-Duty Roll End Bearings

TUBING OUTSIDE DIA. FD	TUBING GAUGE	I.D. METAL TUBING OD	LGTH	FT	BT	BD	PART NO.**
1/2	20 18	.430 .402	1/2	1/8	1/16	3/8	LD*-08T20 LD*-08T18
5/8	20	0.555	1/2	1/8	1/16	3/8	LD*-10T20
.706	1/2" EMT	0.622	11/16	1/8	1/16	7/16	LD*-08EMT
3/4"	22	.694	11/16	1/8	1/16	1/2	LD*-12T22
	20	.680					LD*-12T20
	18	.652					LD*-12T18
	16	.620					LD*-12T16
.840 (1/2" Pipe)	Sch. 40	.622	11/16	1/8	1/16	1/2	LD*-08P40
	Sch. 80	.546					LD*-08P80
7/8"	20	.805	11/16	1/8	1/16	1/2	LD*-14T20
	18	.777					LD*-14T18
	16	.745					LD*-14T16
.922	3/4" EMT	0.824	11/16	1/8	1/16	1/2	LD*-12EMT
1	20	.930	11/16	1/8	1/16	5/8	LD*-16T20
	18	.902					LD*-16T18
	17	.884					LD*-16T17
	16	.870					LD*-16T16
1.050 (3/4" Pipe)	Sch. 40 Sch. 80	.824 .742	11/16	1/8	1/16	5/8	LD*-12P40 LD*-12P80
1-1/8	17 16	1.009 .995	11/16	1/8	1/16	3/4	LD*-18T17 LD*-18T16
1.163	1" EMT	1.049	11/16	1/8	1/16	3/4	LD*-16EMT
1-1/4	20	1.430	3/4	1/8	1/16	7/8	LD*-20T20
	18	1.152					LD*-20T18
	16	1.120					LD*-20T16
1-5/16	16	1.182	3/4	1/8	1/16	7/8	LD*-21T16
1.315 (1" Pipe)	Sch. 40 Sch. 80	1.049 .957	3/4	1/8	1/16	7/8	LD*-16P40 LD*-16P80
1-3/8	18 16	1.277 1.245	3/4	1/8	1/16	7/8	LD*-22T18 LD*-22T16
1-1/2	20	1.430	1	3/16	1/16	1	LD*-24T20
	18	1.402					LD*-24T18
	16	1.370					LD*-24T16
1.510	1-1/4" EMT	1.380	1	3/16	1/16	1	LD*-20EMT
1-5/8	20	1.555	1	3/16	1/16	1	LD*-26T20
	18	1.527					LD*-26T18
	16	1.495					LD*-26T16
1.660 (1-1/4" Pipe)	Sch. 40 Sch. 80	1.380 1.278	1	3/16	1/16	1	LD*-20P40 LD*-20P80
1.740	1-1/2" EMT	1.610	1	3/16	1/16	1	LD*-24EMT
1-3/4	20	1.680	1	3/16	1/16	11/8	LD*-28T20
	18	1.652					LD*-28T18
	16	1.620					LD*-28T16
1-7/8	20	1.805	1	3/16	1/16	11/8	LD*-30T20
	18	1.777					LD*-30T18
	16	1.745					LD*-30T16
1.900	16	1.770	1	3/16	1/16	11/8	LD*-31T16
1.900 (1-1/2" Pipe)	Sch. 40 Sch. 80	1.610 1.500	1	3/16	1/16	1-1/8	LD*-24P40 LD*-24P80
2	20	1.930	1	3/16	1/16	1-1/8	LD*-32T20
	18	1.902					LD*-32T18
	16	1.870					LD*-32T16
2.197	2" EMT	2.067	1	3/16	1/16	1-1/4	LD*-32EMT
2-1/4	20	2.180	1	3/16	1/16	1-1/4	LD*-36T20
	18	2.152					LD*-36T18
	16	2.120					LD*-36T16
2.375 (2" Pipe)	Sch. 10 Sch. 40 Sch. 80	2.157 2.067 1.939	1	3/16	1/16	1-3/8	LD*-32P10
							LD*-32P40
							LD*-32P80
2-1/2	20	2.430	1	3/16	1/16	1-3/8	LD*-40T20
	18	2.402					LD*-40T18
	16	2.370					LD*-40T16
2-3/4	18	2.652	1	3/16	1/16	1-1/2	LD*-44T18
	16	2.620					LD*-44T16
	14	2.584					LD*-44T14
2.875 (2-1/2 Pipe)	Sch. 40 Sch. 80	2.469 2.323	1	3/16	1/16	1-5/8	LD*-40P40 LD*-40P80

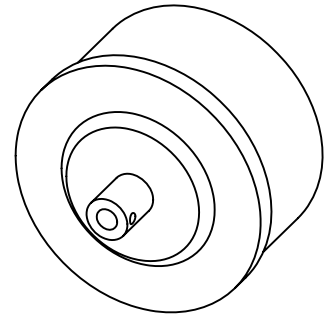
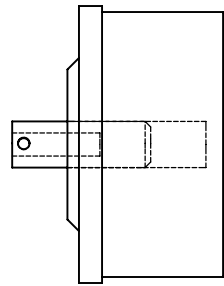
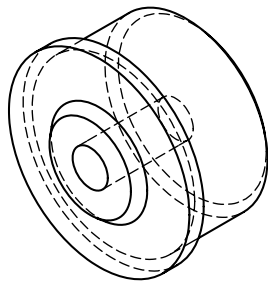
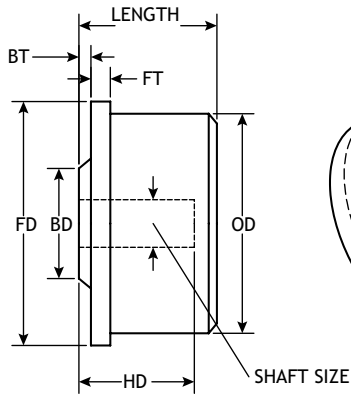


V-Belt Roll End Bearings

(FOR "A" OR "4L" V-BELTS)

TUBING OUTSIDE DIA. FD	TUBING GAUGE	I.D. METAL TUBING OD	LGTH	FT	BT	BD	BL	PART NO.**
1-3/4	16	1.620	2-3/16	3/16	1/16	1	1-1/4	VB*-28T16
	14	1.584						VB*-28T14
1-7/8	16	1.745	2-3/16	3/16	1/16	1-1/8	1-1/4	VB*-30T16
	13	1.685						VB*-30T13
1.900	16	1.770	2-3/16	3/16	1/16	1-1/8	1-1/4	VB*-31T16
2	16	1.870	2-3/8	1/4	1/8	1-1/8	1-1/4	VB*-32T16
	14	1.834						VB*-32T14
	13	1.810						VB*-32T13
	11	1.760						VB*-32T11
2-1/4	18	2.152	2-3/8	1/4	1/8	1-1/4	1-1/4	VB*-36T18
	16	2.120						VB*-36T16
	13	2.060						VB*-36T13
2-3/8	16	2.245	2-3/8	1/4	1/8	1-3/8	1-1/4	VB*-38T16
2.375 (2" Pipe)	Sch. 40 Sch. 80	2.067 1.939	2-3/8	1/4	1/8	1-3/8	1-1/4	VB*-32P40
								VB*-32P80
2-1/2	18 16	2.402 2.370	2-3/8	1/4	1/8	1-3/8	1-1/4	VB*-40T18 VB*-40T16

POBCO Roll End Bearings - Blind Bore



Blind Bore For shafts up to 1-1/4" long

TUBING OUTSIDE DIA. FD	TUBING GAUGE	I.D. METAL TUBING OD	LGTH	FT	BT	BD	HD	PART NO.**
1-1/2	16 14	1.370 1.334	1-1/2	3/16	1/16	1	1-1/4	BB*-24T16 BB*-24T14
1.660 (1-1/4" Pipe)	Sch. 40 Sch. 80	1.380 1.278	1-1/2	3/16	1/16	1	1-1/4	BB*-20P40 BB*-20P80
1-3/4	16 14	1.620 1.584	1-1/2	3/16	1/16	1	1-1/4	BB*-28T16 BB*-28T14
1.900 (1-1/2" Pipe)	Sch. 40 Sch. 80	1.610 1.500	1-1/2	3/16	1/16	1-1/8	1-1/4	BB*-24P40 BB*-24P80
2	16 14	1.870 1.834	1-5/8	1/4	1/8	1-1/8	1-1/4	BB*-32T16 BB*-32T14
2-1/4	16 14	2.120 2.084	1-5/8	1/4	1/8	1-1/4	1-1/4	BB*-36T16 BB*-36T14
2.375 (2" Pipe)	Sch. 40 Sch. 80	2.067 1.939	1-5/8	1/4	1/8	1-3/8	1-1/4	BB*-32P40 BB*-32P80
2-1/2	16 14	2.370 2.334	1-5/8	1/4	1/8	1-3/8	1-1/4	BB*-40T16 BB*-40T14
3	16 14	2.870 2.834	1-3/4	1/4	1/8	1-5/8	1-1/4	BB*-48T16 BB*-48T14

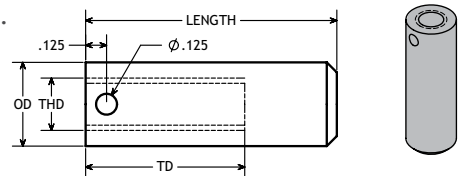
Blind Bore For shafts up to 1-3/4" long

TUBING OUTSIDE DIA. FD	TUBING GAUGE	I.D. METAL TUBING OD	LGTH	FT	BT	BD	HD	PART NO.**
1-1/2	16 14	1.370 1.334	2-1/8	3/16	1/16	1	1-3/4	BL*-24T16 BL*-24T14
1.740	1-1/2" EMT	1.610	2-1/8	3/16	1/16	1	1-3/4	BL*-24EMT
1-3/4	16	1.620	2-1/8	3/16	1/16	1	1-3/4	BL*-28T16
1.900 (1-1/2" Pipe)	Sch. 40 Sch. 80	1.610 1.500	2-1/8	3/16	1/16	1-1/8	1-3/4	BL*-24P40 BL*-24P80
2	18 16 14 11	1.902 1.870 1.834 1.760	2-1/8	1/4	1/8	1-1/4	1-3/4	BL*-32T18 BL*-32T16 BL*-32T14 BL*-32T11
2.197	2" EMT	2.067	2-1/8	1/4	1/8	1-1/4	1-3/4	BL*-32EMT
2-1/4	18 16 14	2.152 2.120 2.084	2-1/8	1/4	1/8	1-1/4	1-3/4	BL*-36T18 BL*-36T16 BL*-36T14
2-3/8	16	2.245	2-1/8	1/4	1/8	1-3/8	1-3/4	BL*-38T16
2.375 (2" Pipe)	Sch. 40 Sch. 80	2.067 1.939	2-1/8	1/4	1/8	1-3/8	1-3/4	BL*-32P40 BL*-32P80
2-1/2	18 16 14 11	2.402 2.370 2.334 2.260	2-1/8	1/4	1/8	1-1/2	1-3/4	BL*-40T18 BL*-40T16 BL*-40T14 BL*-40T11
2-3/4	16	2.620	2-1/8	1/4	1/8	1-5/8	1-3/4	BL*-44T16
2.875 (2-1/2" Pipe)	Sch. 40 Sch. 80	2.469 2.323	2-1/8	1/4	1/8	1-5/8	1-3/4	BL*-40P40 BL*-40P80
3	18 16 14	2.902 2.870 2.834	2-1/8	1/4	1/8	1-5/8	1-3/4	BL*-48T18 BL*-48T16 BL*-48T14
3-1/4	16 13	3.120 3.060	2-1/8	1/4	1/8	1-3/4	1-3/4	BL*-52T16 BL*-52T13

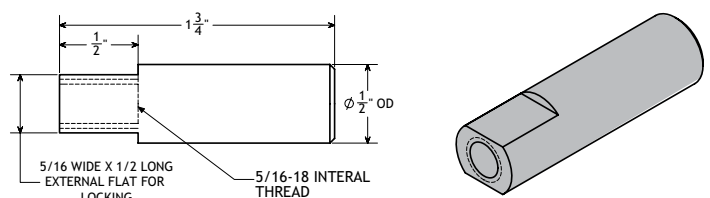
POBCO Stub Shafts

POBCO Stub Shafts thru-bolt to the frame allowing the use of blind-bore or other roll end bearings. *1/8 dia. hole for use with spanner wrench. Prevents stub shaft from spinning down during installation.

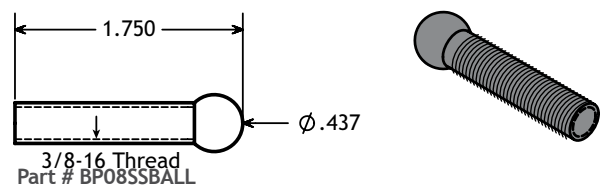
- Standard in 304 S.S.
- Special Order
- Matching stainless steel bolts are available



				PART NUMBER
THD	TD	OD	LGTH	STAINLESS STEEL
5/16-18	3/4	1/2	1	BP-050816-SS
5/16-18	3/4	1/2	1-1/2	BP-050824-SS



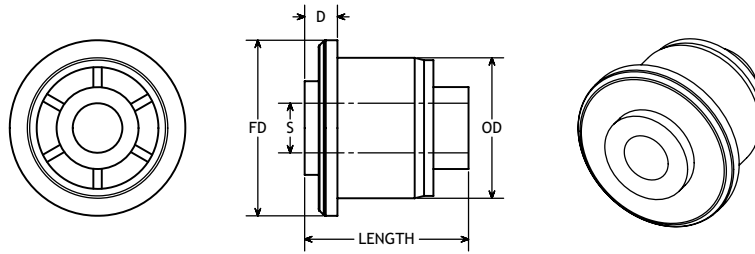
Part # BP0828FLAT



3/8-16 Thread
Part # BP08SSBALL

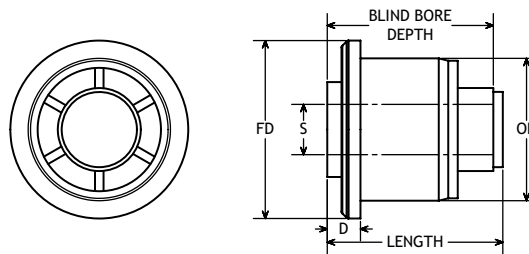
POBCO Molded Nylon Roll End Bearings

Nylon bearings are designed to perform well in chemical environments, including Acid and Caustic operating conditions. They are inexpensive and are normally supplied as grey molded blind-bore or thru-bore to press fit into pipe or tubing. Blindbore bearings can be converted to thru-bore by punching out the blind-bore end.



PART NO.	TUBE SIZE	FD-TUBE OD	OD-TUBE ID	LGTH	S-SHAFT	D
MN12P4008	3/4" Sch. 40	1.050"	.824"	1-3/4"	1/2"	1/4"
MN16P4008	1" Sch. 40	1.315"	1.049"	1-3/4"	1/2"	1/4"
MN20P4008	1-1/4" Sch. 40	1.660"	1.380"	1-3/4"	1/2"	3/8"
MN24P4008	1-1/2" Sch. 40	1.900"	1.610"	1-3/4"	1/2"	3/8"
MN24P4010	1-1/2" Sch. 40	1.900"	1.610"	1-3/4"	5/8"	3/8"
MN24P8008	1-1/2" Sch. 80	1.900"	1.500"	1-3/4"	1/2"	3/8"
MN24P8009	1-1/2" Sch. 80	1.900"	1.500"	1-3/4"	9/16"	3/8"
MN24P8010	1-1/2" Sch. 80	1.900"	1.500"	1-3/4"	5/8"	3/8"
MN32P4008	2" Sch. 40	2.375"	2.067"	1-3/4"	1/2"	3/8"
MN32P4009	2" Sch. 40	2.375"	2.067"	1-3/4"	9/16"	3/8"
MN32P4010	2" Sch. 40	2.375"	2.067"	1-3/4"	5/8"	3/8"
MN32P8008	2" Sch. 80	2.375"	1.939"	1-3/4"	1/2"	3/8"
MN32P8009	2" Sch. 80	2.375"	1.939"	1-3/4"	9/16"	3/8"
MN32P8010	2" Sch. 80	2.375"	1.939"	1-3/4"	5/8"	3/8"

PART NO.	TUBE SIZE	FD-TUBE OD	OD-TUBE ID	LGTH	S-SHAFT	D
MN12EMT08	3/4" EMT	.922"	.824"	1-3/4"	1/2"	3/16"
MN16EMT08	1" EMT	1.163"	1.049"	1-3/4"	1/2"	1/4"
MN20EMT08	1-1/4" EMT	1.510"	1.380"	1-3/4"	1/2"	3/8"
MN20EMT09	1-1/4" EMT	1.510"	1.380"	1-3/4"	9/16"	3/8"
MN20EMT10	1-1/4" EMT	1.510"	1.380"	1-3/4"	5/8"	3/8"
MN24EMT08	1-1/2" EMT	1.740"	1.610"	1-3/4"	1/2"	3/8"
MN24EMT10	1-1/2" EMT	1.740"	1.610"	1-3/4"	5/8"	3/8"
MN24EMT09	1-1/2" EMT	1.740"	1.610"	1-3/4"	9/16"	3/8"
MN32EMT08	2" EMT	2.197"	2.067"	1-3/4"	1/2"	3/8"
MN32EMT09	2" EMT	2.197"	2.067"	1-3/4"	9/16"	3/8"
MN32EMT10	2" EMT	2.197"	2.067"	1-3/4"	5/8"	3/8"
MN361608	2-1/4" 16 ga.	2.250"	2.120"	1-3/4"	1/2"	3/8"
MN361609	2-1/4" 16 ga.	2.250"	2.120"	1-3/4"	9/16"	3/8"
MN401608	2-1/2" 16 ga.	2.500"	2.370"	1-3/4"	1/2"	3/8"



PART NO.	TUBE SIZE	FD-TUBE OD	OD-TUBE ID	DEPTH	LGTH	S-SHAFT	D
BBMN12P4008	3/4" Sch. 40	1.050"	.824"	1.75"	1.85"	1/2"	1/4"
BBMN16P4008	1" Sch. 40	1.315"	1.049"	1.75"	1.85"	1/2"	1/4"
BBMN20P4008	1-1/4" Sch. 40	1.660"	1.380"	1.75"	1.85"	1/2"	3/8"
BBMN24P4008	1-1/2" Sch. 40	1.900"	1.610"	1.75"	1.85"	1/2"	3/8"
BBMN24P4010	1-1/2" Sch. 40	1.900"	1.610"	1.75"	1.85"	5/8"	3/8"
BBMN24P8008	1-1/2" Sch. 80	1.900"	1.500"	1.75"	1.85"	1/2"	3/8"
BBMN24P8009	1-1/2" Sch. 80	1.900"	1.500"	1.75"	1.85"	9/16"	3/8"
BBMN24P8010	1-1/2" Sch. 80	1.900"	1.500"	1.75"	1.85"	5/8"	3/8"
BBMN32P4008	2" Sch. 40	2.375"	2.067"	1.75"	1.85"	1/2"	3/8"
BBMN32P4009	2" Sch. 40	2.375"	2.067"	1.75"	1.85"	9/16"	3/8"
BBMN32P4010	2" Sch. 40	2.375"	2.067"	1.75"	1.85"	5/8"	3/8"
BBMN32P8008	2" Sch. 80	2.375"	1.939"	1.75"	1.85"	1/2"	3/8"
BBMN32P8009	2" Sch. 80	2.375"	1.939"	1.75"	1.85"	9/16"	3/8"
BBMN32P8010	2" Sch. 80	2.375"	1.939"	1.75"	1.85"	5/8"	3/8"

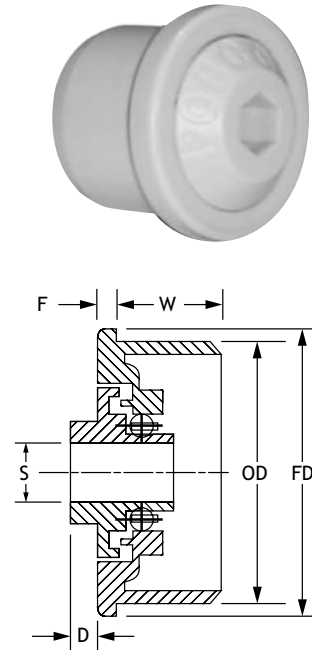
PART NO.	TUBE SIZE	FD-TUBE OD	OD-TUBE ID	DEPTH	LGTH	S-SHAFT	D
BBMN12EMT08	3/4" EMT	.922"	.824"	1.75"	1.85"	1/2"	3/16"
BBMN16EMT08	1" EMT	1.163"	1.049"	1.75"	1.85"	1/2"	1/4"
BBMN20EMT08	1-1/4" EMT	1.510"	1.380"	1.75"	1.85"	1/2"	3/8"
BBMN20EMT09	1-1/4" EMT	1.510"	1.380"	1.75"	1.85"	9/16"	3/8"
BBMN20EMT10	1-1/4" EMT	1.510"	1.380"	1.75"	1.85"	5/8"	3/8"
BBMN24EMT08	1-1/2" EMT	1.740"	1.610"	1.75"	1.85"	1/2"	3/8"
BBMN24EMT10	1-1/2" EMT	1.740"	1.610"	1.75"	1.85"	5/8"	3/8"
BBMN24EMT09	1-1/2" EMT	1.740"	1.610"	1.75"	1.85"	9/16"	3/8"
BBMN32EMT08	2" EMT	2.197"	2.067"	1.75"	1.85"	1/2"	3/8"
BBMN32EMT09	2" EMT	2.197"	2.067"	1.75"	1.85"	9/16"	3/8"
BBMN32EMT10	2" EMT	2.197"	2.067"	1.75"	1.85"	5/8"	3/8"
BBMN361608	2-1/4" 16 ga.	2.250"	2.120"	1.75"	1.85"	1/2"	3/8"
BBMN361609	2-1/4" 16 ga.	2.250"	2.120"	1.75"	1.85"	9/16"	3/8"
BBMN401608	2-1/2" 16 ga.	2.500"	2.370"	1.75"	1.85"	1/2"	3/8"

POBCO Delrin Roll End Ball Bearing With 420 Stainless Steel Balls

These bearings are ideal for low load, average speed gravity conveyors. They have a maximum speed of 1500 rpm depending on size and loading. They can be used over a temperature range of -50°C to +100°C. They are available for many sizes of tubing and pipe, with round or hex bores. They are compatible with a wide range of chemicals.

PART NO.	TUBE SIZE	FD-TUBE DIA.	OD-TUBE ID	S-SHAFT	D	W	LOAD CAPACITY LBS.
D08P4004RSS	1/2" SCH 40	.780"	.633"	1/4"	.080"	.560"	20 lbs.
D121604RSS	3/4" 16 Ga.	.750"	.620"	1/4"	.080"	19/32"	31 lbs.
D161605RSS	1" 16 Ga.	1.000"	.875"	5/16"	.093"	7/16"	31 lbs.
D16P4005SS	1" Sch. 40	1.315"	1.060"	5/16" hex	.170"	3/4"	40 lbs.
D24P4004RSS	1-1/2" Sch. 40	1.890"	1.610"	1/4"	.110"	15/16"	40 lbs.
D24P4005RSS	1-1/2" Sch. 40	1.890"	1.610"	5/16"	.120"	15/16"	40 lbs.
D24P4007SS*	1-1/2" Sch. 40	1.890"	1.610"	7/16" hex	.120"	15/16"	40 lbs.
D24P8007SS	1-1/2" Sch. 80 PVC	1.545"	1.490"	7/16" hex	.080"	1"	40 lbs.
D24P4008RSS	1-1/2" Sch. 40	1.890"	1.610"	1/2"	.120"	15/16"	40 lbs.
D311607SS	1.9" 16 Ga.	1.890"	1.770"	7/16" hex	.120"	1/2"	48 lbs.
D321607SS	2" 16 Ga.	2.000"	1.875"	7/16" hex	.040"	5/8"	48 lbs.
D32P4007SS	2" Sch. 40	2.310"	2.054"	7/16" hex	.100"	5/8"	48 lbs.
D32P4008RSS	2" Sch. 40	2.310"	2.054"	1/2"	.100"	5/8"	48 lbs.

*1-1/2" Sch. 40 size in stock in polypropylene (acid conditions). Use Part **#PP24P4007SS**
 **F Dimension Please Inquire



POBCO Self Sealing (Blind Bore) Spring Loaded Ball Bearing

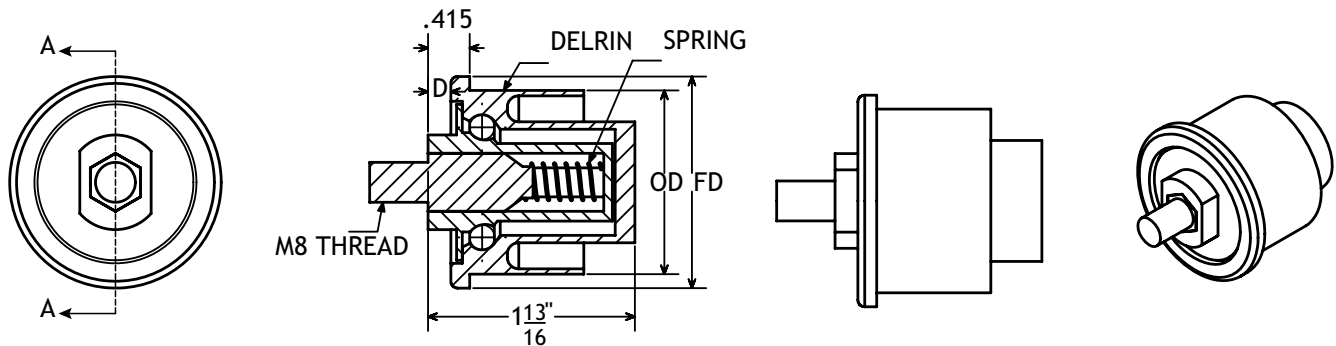
These bearings are ideal for the food processing industry. They are sealed to avoid moisture and bacteria build up in the tube. Benefits include: ease of fit, ease of cleaning, lower friction, corrosion resistant, eliminates need for stainless steel axles, no need for lubrication and maintenance free.

PART NO.	TUBE SIZE	FD TUBE DIA.	OD TUBE DIA.	D	LOAD CAPACITY LBS.
BBD 24P4007SLSS	1-1/2" Sch. 40	1.854"	1.610"	.250"	55 lbs.
BBD 32P4007SLSS	2" Sch. 40	2.368"	2.061"	.250"	55 lbs.



BBD24P4007SLSS
 BBD32P4007SLSS

DETAIL A



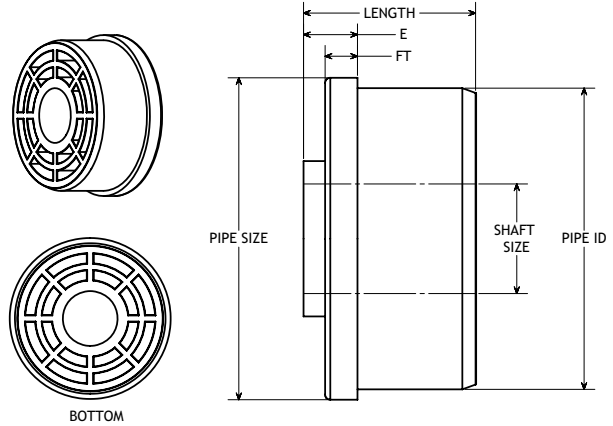
POBCO Delrin® Roll End Bearings

For Tubing

Molded Delrin Roll End Bearings are the light duty, low cost option to machined Bearing options. Many sizes in stock in large volume.

TUBE SIZE	TUBE I.D.	SHAFT	LGTH	FT	E	PART NO.
3/4 22 Ga. .750 O.D.	0.694	1/8 3/16 1/4	9/16	3/32	5/32	D-1222-02 D-1222-03 D-1222-04
7/8 20 Ga. .875 O.D.	0.805	3/16 1/4 3/8	9/16	3/32	5/32	D-1420-03 D-1420-04 D-1420-06
1 18 Ga. 1.000 O.D.	0.902	1/4 3/8 1/2	9/16	1/8	3/16	D-1618-04 D-1618-06 D-1618-08
1-1/4 16 Ga. 1.250 O.D.	1.120	1/4 3/8 1/2	5/8	1/8	3/16	D-2016-04 D-2016-06 D-2016-08
1-1/2 16 Ga. 1.500 O.D.	1.370	3/8 1/2 5/8	7/8	3/16	5/16	D-2416-06 D-2416-08 D-2416-10
1-1/2 EMT 1.740 O.D.	1.610	1/2 5/8	1	3/16	5/16	D-24EM-08 D-24EM-10
1-3/4 16 Ga. 1.750 O.D.	1.620	3/8 1/2 5/8 3/4	1	3/16	5/16	D-2816-06 D-2816-08 D-2816-10 D-2816-12
1-7/8 16 Ga. 1.875 O.D.	1.745	1/2 5/8 3/4	1	3/16	5/16	D-3016-08 D-3016-10 D-3016-12
2 18 Ga. 2.000 O.D.	1.902	3/8 1/2 5/8 3/4	1	3/16	5/16	D-3218-06 D-3218-08 D-3218-10 D-3218-12
2 16 Ga. 2.000 O.D.	1.870	3/8 1/2 5/8 3/4	1	3/16	5/16	D-3216-06 D-3216-08 D-3216-10 D-3216-12
2 EMT 2.197 O.D.	2.067	1/2 5/8 3/4	1	3/16	5/16	D-32EM-08 D-32EM-10 D-32EM-12
2-1/4 18 Ga. 2.250 O.D.	2.152	1/2 5/8	1	3/16	5/16	D-3618-08 D-3618-10
2-1/2 18 Ga. 2.500 O.D.	2.402	3/8 1/2 5/8 3/4	1	3/16	5/16	D-4018-06 D-4018-08 D-4018-10 D-4018-12
2-1/2 16 Ga. 2.500 O.D.	2.370	1/2 5/8 3/4	1	3/16	5/16	D-4016-08 D-4016-10 D-4016-12
3 16 Ga. 3.000 O.D.	2.870	1/2 5/8 3/4	1	3/16	3/8	D-4816-08 D-4816-10 D-4816-12
3 11 Ga. 3.000 O.D.	2.760	1/2 5/8 3/4	1-1/2	3/16	3/8	D-4811-08 D-4811-10 D-4811-12

Many other sizes available with low minimums to buy, please inquire.



POBCO Delrin® Roll End Bearings

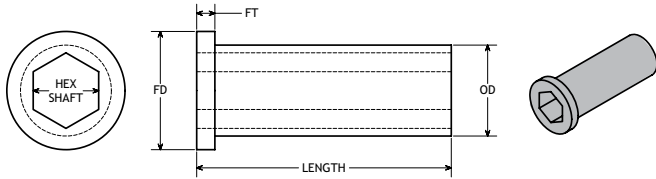
For Pipe

PIPE SIZE	PIPE I.D.	SHAFT	LGTH	FT	E	PART NO.
1 Sch. 40 1.315 O.D.	1.049	1/4 3/8 1/2	5/8	1/8	3/16	D-16P40-04 D-16P40-06 D-16P40-08
1-1/2 Sch. 40 1.900 O.D.	1.610	5/16 3/8 1/2 9/16 5/8	1	3/16	5/16	D-24P40-05 D-24P40-06 D-24P40-08 D-24P40-09 D-24P40-10
1-1/2 Sch. 80 1.900 O.D.	1.500	3/8 1/2 5/8 3/4	1	3/16	5/16	D-24P80-06 D-24P80-08 D-24P80-10 D-24P80-12
2 Sch. 40 2.375 O.D.	2.067	3/8 1/2 9/16 5/8 3/4	1	3/16	5/16	D-32P40-06 D-32P40-08 D-32P40-09 D-32P40-10 D-32P40-12
2 Sch. 80 2.375 O.D.	1.939	1/2 5/8 3/4	1	3/16	5/16	D-32P80-08 D-32P80-10 D-32P80-12
2-1/2 Sch. 40 2.875 O.D.	2.469	1/2 5/8 3/4	1	3/16	5/16	D-40P40-08 D-40P40-10 D-40P40-12

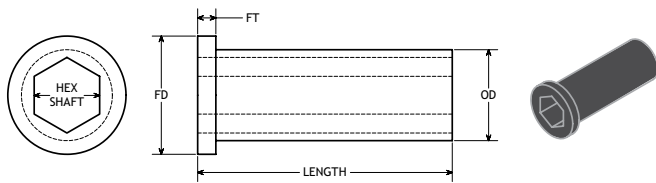
For larger sizes see page 62 for machined options.

POBCO Hex Shaft Adapters

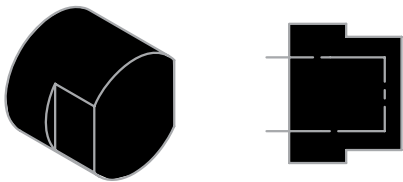
POBCO Hex Shaft adapters slide over the hex shaft to allow the inside diameter of the roller to rotate freely on the outside diameter of the adapter. POBCO spring-loaded rollers with hex shafts use these adapters. SS adapters have a 1/8" FT dimension.



METAL					PART NUMBER	
HEX SHAFT	OD	LGTH	FD	FT	STEEL	STAINLESS STEEL
5/16	5/8	1-1/8	13/16	1/16	HSA-051018	—
7/16	5/8	1-1/8 1-3/4	13/16	1/16- 1/8	HSA-071018 HSA-071028	HSA-071028-SS
11/16	15/16	1-7/8	1-1/8	1/8	HSA-111530T	HSA-111530-SS



PLASTIC					PART NUMBER
HEX SHAFT	OD	LGTH	FD	FT	NYLON MD
5/16	1/2	7/8	3/4	1/16	HSA-050814-MD
7/16	5/8	1	7/8	3/32	HSA-071016-MD
5/8	7/8	1-1/4	1-1/8	3/32	HSA-101420-MD
11/16	7/8	1-1/4	1-1/8	3/32	HSA-111420-MD

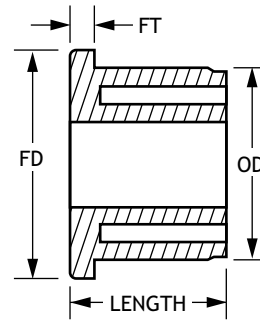


SCN-071111 Shaft Cap

To fit over 7/16" Hex

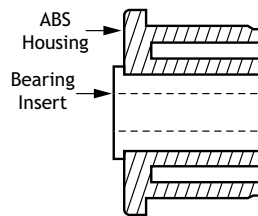
POBCO ABS Housings with Bearing Inserts

Molded ABS Housing and Bearing Inserts can ship unassembled. Please specify.

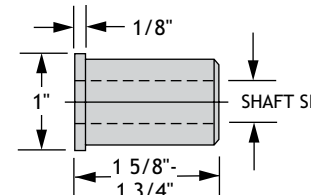


ABS Housing

ABS ROLL END BEARING HOUSING						
PIPE SIZE	PIPE I.D.	OD	LGTH	FT	E	PART NO.
1.900" (1-1/2" Pipe)	Sch. 40 Sch. 80	1.610" 1.500"	1-11/32"	1/8	5/32"	ABS24P40 ABS24P80
2.375" (2" Pipe)	Sch. 40 Sch. 80	2.067" 1.939"	1-11/32"	3/16	5/32"	ABS32P40 ABS32P80
2.875"	Sch. 40	2.469"	1-11/32"	3/16	5/32"	ABS40P40



ABS Roll End Housing with Thru-Bore Bearing or Blind-Bore Insert



Bearing Insert

THRU-BORE BEARING INSERT NUMBER**				
SHAFT SIZE	POBCO-B (WOOD) LUBE-FILLED	UHMW (UHMW)	PLUS (LUBE-FILLED UHMW)	GRAY LUBE-FILLED
1/4"	TB-04W	TU-04	TP-04	TNS-04
5/16"	TB-05W	TU-05	TP-05	TNS-05
3/8"	TB-06W	TU-06	TP-06	TNS-06
1/2"	TB-08W	TU-08	TP-08	TNS-08
5/8"	TB-10W	TU-10	TP-10	TNS-10
3/4"	TB-12W	TU-12	TP-12	TNS-12

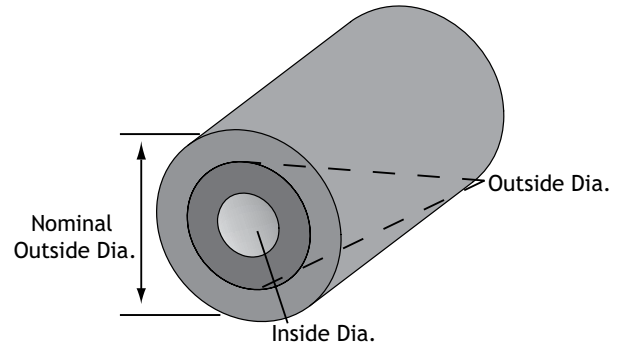
** The above inserts are available for any shaft size up to 3/4" diameter.
** For Blind-Bore Inserts add BB to end of Thru-Bore Insert Part Number

POBCO Dual Durometer Rollers

Bonded Urethane

Rollers are offered with a hard 75D (red) antifriction urethane core, with a softer 90A (yellow) outer roller surface. Provided in 12" lengths, these rollers can be cut to length as needed to suit many industrial requirements. They are an economical option for wheels, rollers, casters, spacers, etc. All sizes are provided in 12" lengths.

PART NO.	INSIDE DIA. (SHAFT SIZE)	OUTSIDE DIA. (OD OF THE 75D)	NOMINAL OUTSIDE DIA. (OD OF 90A)
ROUR0624	3/8"	1"	1-1/2"
ROUR0824	1/2"	1"	1-1/2"
ROUR0632	3/8"	1-1/2"	2"
ROUR0832	1/2"	1-1/2"	2"
ROUR1032	5/8"	1-1/2"	2"
ROUR1232	3/4"	1-1/2"	2"
ROUR0640	3/8"	1-1/2"	2-1/2"
ROUR0840	1/2"	1-1/2"	2-1/2"
ROUR1040	5/8"	1-1/2"	2-1/2"
ROUR1240	3/4"	1-1/2"	2-1/2"
ROUR0648	3/8"	1-1/2"	3"
ROUR0848	1/2"	1-1/2"	3"
ROUR1048	5/8"	1-1/2"	3"
ROUR1248	3/4"	1-1/2"	3"

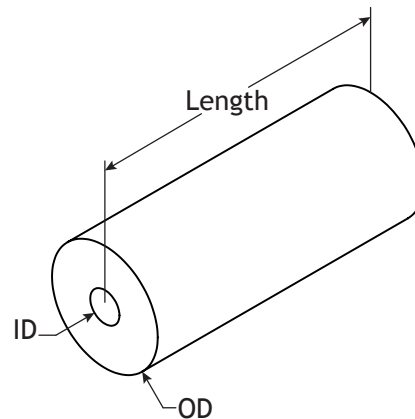


All sizes are provided in 12" lengths. Inner core is Red. Outer core is Yellow. Custom sizes and colors can be made. Please send your specifications for quotation.

POBCO Idler Wheels

Offered in UHMW - Other materials available on request.

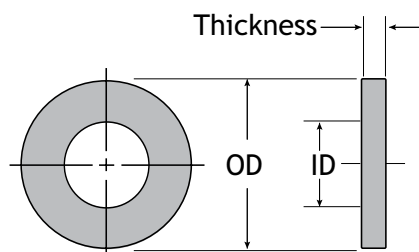
PART#	ID	OD	LENGTH
ROU0832032	1/2"	2"	2"
ROU0832064	1/2"	2"	4"
ROU0832096	1/2"	2"	6"
ROU1240040	3/4"	2-1/2"	2-1/2"
ROU1240048	3/4"	2-1/2"	3"
ROU1648024	1"	3"	1-1/2"
ROU1648032	1"	3"	2"
ROU1648048	1"	3"	3"



POBCO Thrust Washers

PART NUMBER	ID	OD	THICKNESS
TW*041002	1/4"	5/8"	1/16"
TW*041004	1/4"	5/8"	1/8"
TW*061202	3/8"	3/4"	1/16"
TW*061204	3/8"	3/4"	1/8"
TW*081602	1/2"	1"	1/16"
TW*081604	1/2"	1"	1/8"
TW*122204	3/4"	1-3/8"	1/8"
TW*122208	3/4"	1-3/8"	1/4"
TW*163204	1"	2"	1/8"
TW*163208	1"	2"	1/4"
TW*244804	1-1/2"	3"	1/8"
TW*244808	1-1/2"	3"	1/4"

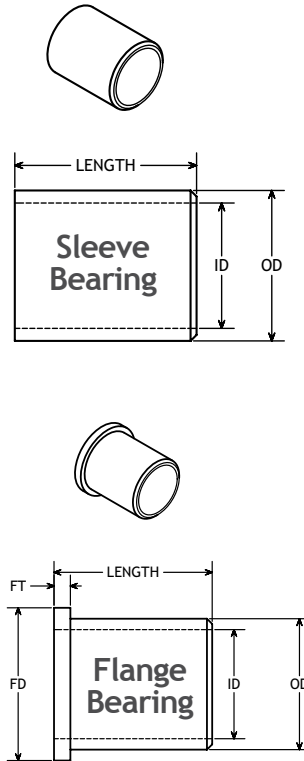
POBCO thrust washers are furnished to customer specifications. Normally, the outside diameter is twice the shaft diameter. Non-cataloged thrust washers, including sizes larger than those listed, are available. Required dimensions are indicated in the drawing. Commonly supplied in UHMW, Nylon, Acetal, and PTFE.



POBCO Sleeve and Flange Bearings

Materials:	Guidelines:
<ul style="list-style-type: none"> POBCO-B Wood Bearing Material POBCO UHMW POBCO Plus (food grade fluid lube-filled UHMW) POBCO ACETAL 	<p>When possible, the length to inside diameter ratio should be from 1:1 to 3:1. In general, the wall thickness should be approximately 15% of the shaft diameter. The choice of bearing material is also a determining factor in bearing design.</p> <p>Some common sizes listed below. Many other sizes available, please inquire.</p>

PART NUMBER	I.D. INCHES	O.D. INCHES	LENGTH INCHES
SL *0406008	1/4	3/8	1/2
SL *0608008	3/8	1/2	1/2
SL *0610008	3/8	5/8	1/2
SL *0810010	1/2	5/8	5/8
SL *0810012	1/2	5/8	3/4
SL *0810016	1/2	5/8	1
SL *0812014	1/2	3/4	7/8
SL *0812016	1/2	3/4	1
SL *0812024	1/2	3/4	1-1/2
SL *1012012	5/8	3/4	3/4
SL *1014014	5/8	7/8	7/8
SL *1216016	3/4	1	1
SL *1216024	3/4	1	1-1/2
SL *1218028	3/4	1-1/8	1-3/4
SL *1416012	7/8	1	3/4
SL *1416014	7/8	1	7/8
SL *1620012	1	1-1/4	3/4
SL *1620016	1	1-1/4	1
SL *1620024	1	1-1/4	1-1/2
SL *2024024	1-1/4	1-1/2	1-1/2



PART NUMBER	I.D. INCHES	O.D. INCHES	LENGTH INCHES
FL*0406008	1/4	3/8	1/2
FL*0608008	3/8	1/2	1/2
FL*0610010	3/8	5/8	5/8
FL*0610020	3/8	5/8	1-1/4
FL*0810010	1/2	5/8	5/8
FL*0810016	1/2	5/8	1
FL*0812012	1/2	3/4	3/4
FL*0812016	1/2	3/4	1
FL*1012012	5/8	3/4	3/4
FL*1014016	5/8	7/8	1
FL*1016020	5/8	1	1-1/4
FL*1416016	7/8	1	1
FL*1418018	7/8	1-1/8	1-1/8
FL*1214020	3/4	7/8	1-1/4
FL*1216012	3/4	1	3/4
FL*1216016	3/4	1	1
FL*1216020	3/4	1	1-1/4
FL*1620016	1	1-1/4	1
FL*1620024	1	1-1/4	1-1/2
FL*2024024	1-1/4	1-1/2	1-1/2

Flange Diameters and Flange Thicknesses will vary. Contact the Sales Department for Details.

Hi Temp UHMW for 275° F					FOR FLANGE ONLY	
SLEEVE PART NUMBER	FLANGE PART NUMBER	ID INCHES	OD INCHES	LENGTH INCHES	FLANGE DIA.	FLANGE THICKNESS
SLUH0406008	FLUH0406008	1/4"	3/8"	1/2"	1/2"	3/32"
SLUH0610008	FLUH0610008	3/8"	5/8"	1/2"	7/8"	1/8"
SLUH0812016	FLUH0812016	1/2"	3/4"	1"	1"	1/8"
SLUH1014016	FLUH1014016	5/8"	7/8"	1"	1"	1/8"
SLUH1216016	FLUH1216016	3/4"	1"	1"	1-1/4"	1/8"
SLUH1620024	FLUH1620024	1"	1-1/4"	1-1/2"	1-1/2"	1/8"
SLUH2024032	FLUH2024032	1-1/4"	1-1/2"	2"	1-3/4"	1/8"
SLUH2428032	FLUH2428032	1-1/2"	1-3/4"	2"	2"	1/8"

Blue Acetal					FOR FLANGE ONLY	
SLEEVE PART NUMBER	FLANGE PART NUMBER	ID INCHES	OD INCHES	LENGTH INCHES	FLANGE DIA.	FLANGE THICKNESS
SLD0406008B	FLD0406008B	1/4"	3/8"	1/2"	1/2"	3/32"
SLD0610008B	FLD0610008B	3/8"	5/8"	1/2"	7/8"	1/8"
SLD0812016B	FLD0812016B	1/2"	3/4"	1"	1"	1/8"
SLD1014016B	FLD1014016B	5/8"	7/8"	1"	1"	1/8"
SLD1216016B	FLD1216016B	3/4"	1"	1"	1-1/4"	1/8"
SLD1620024B	FLD1620024B	1"	1-1/4"	1-1/2"	1-1/2"	1/8"
SLD2024032B	FLD2024032B	1-1/4"	1-1/2"	2"	1-3/4"	1/8"
SLD2428032B	FLD2428032B	1-1/2"	1-3/4"	2"	2"	1/8"

Hi Temp POBLON for 500° F					FOR FLANGE ONLY	
SLEEVE PART NUMBER	FLANGE PART NUMBER	ID INCHES	OD INCHES	LENGTH INCHES	FLANGE DIA.	FLANGE THICKNESS
SLTM0406008	FLTM0406008	1/4"	3/8"	1/2"	1/2"	3/32"
SLTM0610008	FLTM0610008	3/8"	5/8"	1/2"	7/8"	1/8"
SLTM0812016	FLTM0812016	1/2"	3/4"	1"	1"	1/8"
SLTM1014016	FLTM1014016	5/8"	7/8"	1"	1"	1/8"
SLTM1216016	FLTM1216016	3/4"	1"	1"	1-1/4"	1/8"
SLTM1620024	FLTM1620024	1"	1-1/4"	1-1/2"	1-1/2"	1/8"
SLTM2024032	FLTM2024032	1-1/4"	1-1/2"	2"	1-3/4"	1/8"
SLTM2428032	FLTM2428032	1-1/2"	1-3/4"	2"	2"	1/8"

Metal Detectable Blue UHMW*					FOR FLANGE ONLY	
SLEEVE PART NUMBER	FLANGE PART NUMBER	ID INCHES	OD INCHES	LENGTH INCHES	FLANGE DIA.	FLANGE THICKNESS
SLUDM0406008	FLUDM0406008	1/4"	3/8"	1/2"	1/2"	3/32"
SLUDM0610008	FLUDM0610008	3/8"	5/8"	1/2"	7/8"	1/8"
SLUDM0812016	FLUDM0812016	1/2"	3/4"	1"	1"	1/8"
SLUDM1014016	FLUDM1014016	5/8"	7/8"	1"	1"	1/8"
SLUDM1216016	FLUDM1216016	3/4"	1"	1"	1-1/4"	1/8"
SLUDM1620024	FLUDM1620024	1"	1-1/4"	1-1/2"	1-1/2"	1/8"
SLUDM2024032	FLUDM2024032	1-1/4"	1-1/2"	2"	1-3/4"	1/8"
SLUDM2428032	FLUDM2428032	1-1/2"	1-3/4"	2"	2"	1/8"

FOR POBCO POBLON, REFER TO THE COMPARABLE MATERIAL RULON 641

*It is the responsibility of the user to test and approve the metal detection of this product due to variations in metal detection systems and required sensitivity settings.

pbcco@pbccoplastics.com

FAX: 508.791.3247

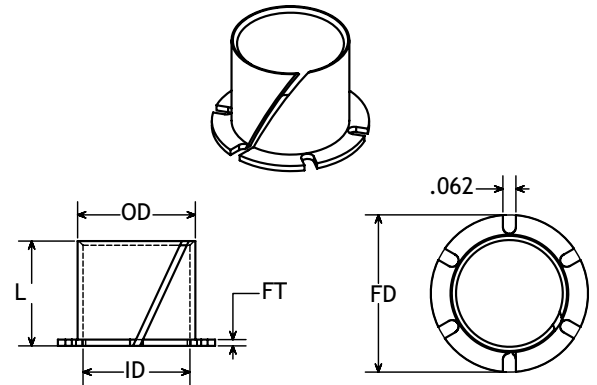
T: 508.791.6376

POBCO Light Duty Molded Nylon MD Slit Flange Bearings

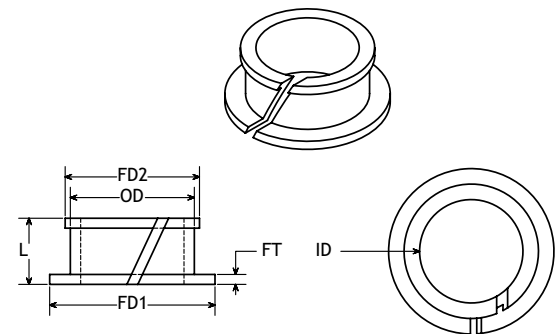
These low cost, thin wall, slit flange bearings provide good wear resistance and smooth maintenance free operation. These bearings are suitable for both rotational and linear movements. Operating temperature ranges from -40 degrees F to 176 degrees F maximum long term. Thin wall construction prevents excessive heat build up that could cause bearing failure. Thermal and moisture expansion is non-damaging because of the slit design. Typical industries include appliance and office equipment manufacturing, automotive manufacturing, marine manufacturing and any metal on metal or shaft support application where space is minimal.

ID allows for clearance of that shaft size when installed. OD is housing bore. Common sizes listed below. Please inquire about other sizes and materials.

Pobco Slit Flange Bearings					
PART NUMBER	ID INCHES	OD INCHES	LENGTH INCHES	FLANGE DIA.	FLANGE THICKNESS
SLITMD0303	3/16"	0.2339	3/16"	5/16"	0.0252
SLITMD0404	1/4"	0.2965	1/4"	13/32"	0.0252
SLITMD0505	5/16"	0.3744	5/16"	1/2"	0.0299
SLITMD0606	3/8"	0.437	3/8"	19/32"	0.0299
SLITMD0707	7/16"	0.4996	7/16"	21/32"	0.0299
SLITMD0808	1/2"	0.5618	1/2"	3/4"	0.0299
SLITMD1010	5/8"	0.687	5/8"	15/16"	0.0299
SLITMD1212	3/4"	0.8118	3/4"	1-1/8"	0.0299
SLITMD1414	7/8"	0.937	7/8"	1-5/16"	0.0299
SLITMD1614	1"	1.0933	7/8"	1-1/2"	0.0449



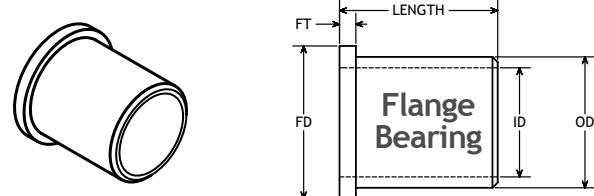
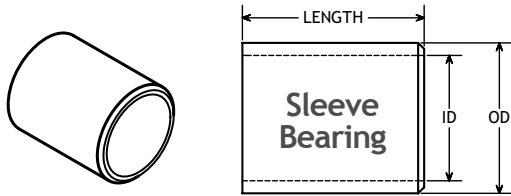
Pobco Slit Double Flange Bearings							
PART NUMBER	ID INCHES	OD INCHES	LENGTH INCHES	FLANGE 1 DIA.	FLANGE 2 DIA.	FLANGE 1&2 THICKNESS	METAL THICKNESS RANGE
SLITMD0301DF	3/16"	0.2343	0.138	5/16"	1/4"	0.03	.040/.075
SLITMD0302DF	3/16"	0.2343	0.200	5/16"	1/4"	0.03	.072/.135
SLITMD0401DF	1/4"	0.3125	0.138	7/16"	11/32"	0.03	.040/.075
SLITMD0402DF	1/4"	0.3125	0.200	7/16"	11/32"	0.03	.072/.135
SLITMD0501DF	5/16"	0.3750	0.138	1/2"	13/32"	0.03	.040/.075
SLITMD0502DF	5/16"	0.3750	0.200	1/2"	13/32"	0.03	.072/.135
SLITMD0601DF	3/8"	0.4375	0.138	9/16"	15/32"	0.03	.040/.075
SLITMD0602DF	3/8"	0.4375	0.200	9/16"	15/32"	0.03	.072/.135
SLITMD0701DF	7/16"	0.500	0.138	5/8"	17/32"	0.03	.040/.075
SLITMD0702DF	7/16"	0.500	0.200	5/8"	17/32"	0.03	.072/.135
SLITMD0801DF	1/2"	0.5625	0.138	11/16"	19/32"	0.03	.040/.075
SLITMD0802DF	1/2"	0.5625	0.200	11/16"	19/32"	0.03	.072/.135
SLITMD1001DF	5/8"	0.6875	0.138	7/8"	23/32"	0.03	.040/.075
SLITMD1002DF	5/8"	0.6875	0.200	7/8"	23/32"	0.03	.072/.135
SLITMD1201DF	3/4"	0.8125	0.138	1"	27/32"	0.03	.040/.075
SLITMD1202DF	3/4"	0.8125	0.200	1"	27/32"	0.03	.072/.135



POBCO Molded Nylon-MD Sleeve and Flange Bearings

Nylon-MD (Nylatron-GS) is a molybdenum disulfide filled nylon for advanced lubrication. Nylon-MD is hard, strong and withstands temperature up to 220°F as well as providing excellent chemical resistance.

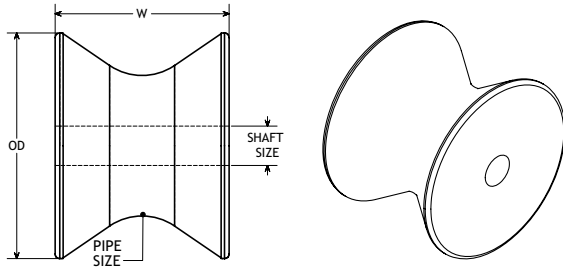
Common sizes listed below. Please inquire about other sizes and materials. ID allows for clearance on the shaft, OD allows for oversize to properly press fit.



POBCO Sleeve Bearings			
PART NUMBER	ID INCHES	OD INCHES	LENGTH INCHES
SLMD0204004	1/8"	1/4"	1/4"
SLMD0204006	1/8"	1/4"	3/8"
SLMD0305004	3/16"	5/16"	1/4"
SLMD0305006	3/16"	5/16"	3/8"
SLMD0305008	3/16"	5/16"	1/2"
SLMD0406004	1/4"	3/8"	1/4"
SLMD0406006	1/4"	3/8"	3/8"
SLMD0406008	1/4"	3/8"	1/2"
SLMD0507006	5/16"	7/16"	3/8"
SLMD0507008	5/16"	7/16"	1/2"
SLMD0507010	5/16"	7/16"	5/8"
SLMD0608006	3/8"	1/2"	3/8"
SLMD0608008	3/8"	1/2"	1/2"
SLMD0608010	3/8"	1/2"	5/8"
SLMD0608012	3/8"	1/2"	3/4"
SLMD0810006	1/2"	5/8"	3/8"
SLMD0810008	1/2"	5/8"	1/2"
SLMD0810010	1/2"	5/8"	5/8"
SLMD0810012	1/2"	5/8"	3/4"
SLMD0810016	1/2"	5/8"	1"
SLMD1012010	5/8"	3/4"	5/8"
SLMD1012016	5/8"	3/4"	1"
SLMD1216008	3/4"	1"	1/2"
SLMD1216012	3/4"	1"	3/4"
SLMD1216016	3/4"	1"	1"
SLMD1216024	3/4"	1"	1-1/2"
SLMD1620012	1"	1-1/4"	3/4"
SLMD1620016	1"	1-1/4"	1"
SLMD1620024	1"	1-1/4"	1-1/2"
SLMD2024016	1-1/4"	1-1/2"	1"
SLMD2024024	1-1/4"	1-1/2"	1-1/2"
SLMD2428024	1-1/2"	1-3/4"	1-1/2"
SLMD2832016	1-3/4"	2"	1"

POBCO Flange Bearings					
PART NUMBER	ID INCHES	OD INCHES	LENGTH INCHES	FLANGE DIA	FLANGE THICKNESS
FLMD0305004	3/16"	5/16"	1/4"	3/8"	3/64"
FLMD0305008	3/16"	5/16"	1/2"	3/8"	3/64"
FLMD0406006	1/4"	3/8"	3/8"	9/16"	3/64"
FLMD0406008	1/4"	3/8"	1/2"	9/16"	3/64"
FLMD0507006	5/16"	7/16"	3/8"	9/16"	1/16"
FLMD0507008	5/16"	7/16"	1/2"	9/16"	1/16"
FLMD0608006	3/8"	1/2"	3/8"	5/8"	1/16"
FLMD0608008	3/8"	1/2"	1/2"	5/8"	1/16"
FLMD0608010	3/8"	1/2"	5/8"	5/8"	1/16"
FLMD0608012	3/8"	1/2"	3/4"	5/8"	1/16"
FLMD0608016	3/8"	1/2"	1"	5/8"	1/16"
FLMD0810004	1/2"	5/8"	1/4"	5/8"	1/16"
FLMD0810006	1/2"	5/8"	3/8"	7/8"	1/16"
FLMD0810008	1/2"	5/8"	1/2"	7/8"	1/16"
FLMD0810010	1/2"	5/8"	5/8"	7/8"	1/16"
FLMD0810012	1/2"	5/8"	3/4"	7/8"	1/16"
FLMD0810016	1/2"	5/8"	1"	7/8"	1/16"
FLMD1012016	5/8"	3/4"	1"	1"	1/16"
FLMD1012024	5/8"	3/4"	1-1/2"	1"	1/16"
FLMD1216008	3/4"	1"	1/2"	1-1/4"	5/32"
FLMD1216012	3/4"	1"	3/4"	1-1/4"	5/32"
FLMD1216016	3/4"	1"	1"	1-1/4"	5/32"
FLMD1216024	3/4"	1"	1-1/2"	1-1/4"	5/32"
FLMD1416012	7/8"	1"	3/4"	1-1/4"	1/16"
FLMD1416016	7/8"	1"	1"	1-1/4"	1/16"
FLMD1620012	1"	1-1/4"	3/4"	1-1/2"	3/16"
FLMD1620016	1"	1-1/4"	1"	1-1/2"	3/16"
FLMD1620024	1"	1-1/4"	1-1/2"	1-1/2"	3/16"
FLMD2024012	1-1/4"	1-1/2"	3/4"	1-3/4"	13/64"
FLMD2024016	1-1/4"	1-1/2"	1"	1-3/4"	13/64"
FLMD2024024	1-1/4"	1-1/2"	1-1/2"	1-3/4"	13/64"
FLMD2428016	1-1/2"	1-3/4"	1"	2"	1/8"
FLMD2428024	1-1/2"	1-3/4"	1-1/2"	2-1/4"	1/8"

POBCO Pipe Rollers



- Rollers & Pulleys can be modified for Ball Bearings
- Other Sizes Available
- *Please specify Roller Material (Delrin suitable for Heavy Loads)


PART #'S FOR 1" PIPE (1.315" O.D.)	PART #'S FOR 1-1/2" PIPE (1.900" O.D.)	PART #'S FOR 2" PIPE (2.375" O.D.)	PART #'S FOR 2-1/2" PIPE (2.875" O.D.)
PR*322608 (2" O.D.) PR*402608 (2-1/2" O.D.) PR*482608 (3" O.D.) W=1-5/8"	PR*403608 (2-1/2" O.D.) PR*443608 (2-3/4" O.D.) PR*483608 (3" O.D.) W=2-1/4"	PR*484408 (3" O.D.) PR*564408 (3-1/2" O.D.) PR*604408 (3-3/4" O.D.) W=2-3/4"	PR*565208 (3-1/2" O.D.) PR*605208 (3-3/4" O.D.) PR*645208 (4" O.D.) W=3-1/4"

POBCO Pulleys - Spool Style

One and Two-Piece Construction
 Molded Delrin (Acetal)
 Used on line shaft conveyors and other belt/idler/rope pulley applications.



1.0 Clip VBD1632020BL VBD1632020BLTPS VBD1632020BKW VBD2342028BL VBD284223BTPS VBD1642028BL
 VBD1642028TPS

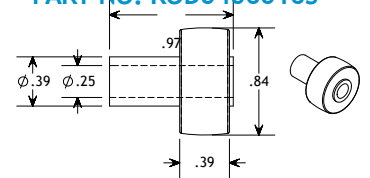


PART NUMBER	STYLE	COLOR	SHAFT	FLANGE OD	CENTER OD	LENGTH
VBD1632020BL	One Piece	Blue	1"	2"	1.196"	1-1/4"
VBD1632020BLTPS	Two Piece	White	1"	2"	1.196"	1-1/4"
VBD1632020BKW	One Piece	Black	1" w/key	1.87"	1.20"	1-1/4"
VBD2342028BL	One Piece	Blue	1-7/16"	2-5/8"	1.690"	1-3/4"
VBD284223BTPS	Two Piece	Black	1-7/16"	2-9/16"	1.678" Dia. w/.895 wide flat	1-3/4"
VBD1642028TPS	Two Piece	White	1"	2-5/8"	1.690"	1-3/4"
VBD1642028BL	One Piece	Blue	1"	2-5/8"	1.690"	1-3/4"

POBCO Roller Combiner Guides

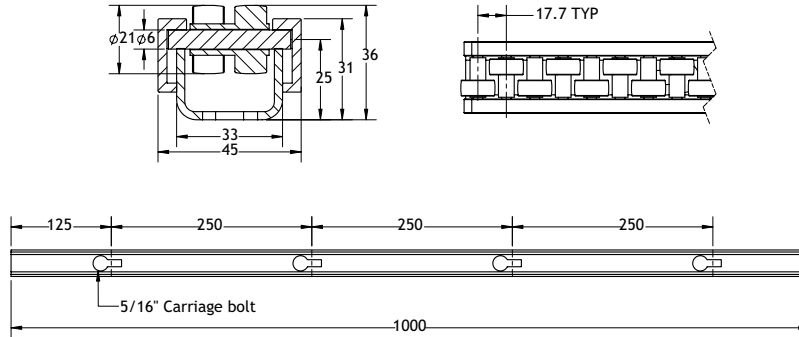
POBCO Roller Guides provide low-friction guiding surface for ease in eliminating conveyed product jumps. The guiding surface is enhanced by rows of flanged rollers making contact with conveyed products. Dimensions are metric. Constructed of Stainless back plate and Stainless pins. Rollers are natural color acetal plastic. Available lengths are 1000mm, 2000mm, 3000mm.

Individual Rollers Available
PART NO. ROD0406016S



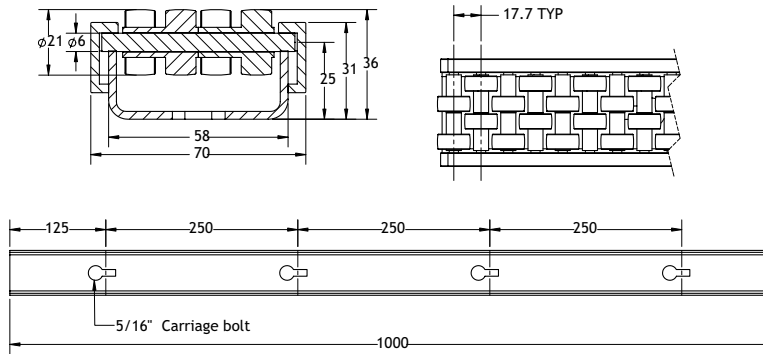
45MM WIDE GUIDES

- PRG45MML1000MM
- PRG45MML2000MM
- PRG45MML3000MM



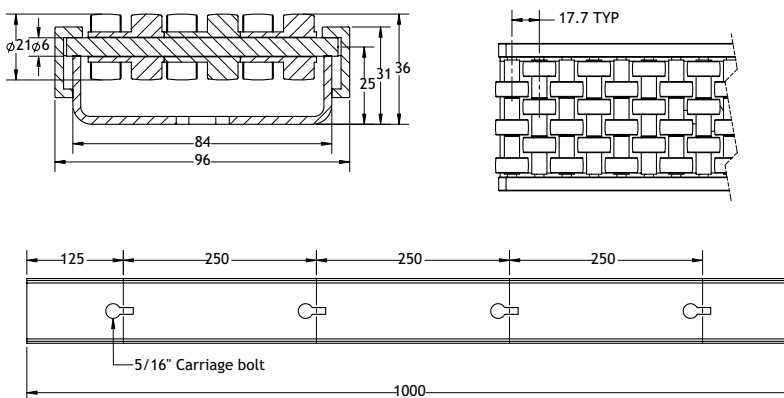
70MM WIDE GUIDES

- PRG70MML1000MM
- PRG70MML2000MM
- PRG70MML3000MM



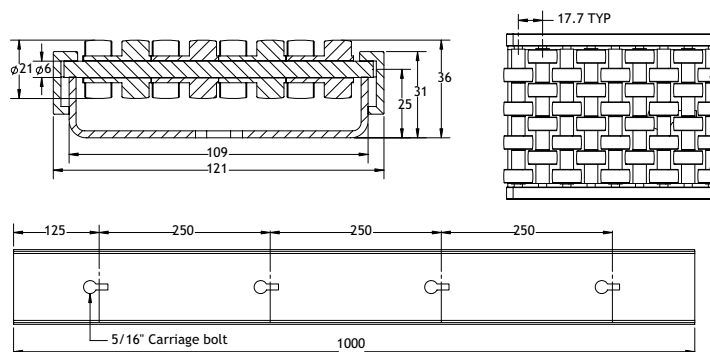
96MM WIDE GUIDES

- PRG96MML1000MM
- PRG96MML2000MM
- PRG96MML3000MM



120MM WIDE GUIDES

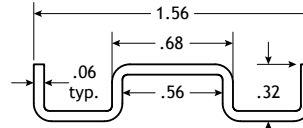
- PRG120MML1000MM
- PRG120MML2000MM
- PRG120MML3000MM



POBCO Flexible Roller Combiner

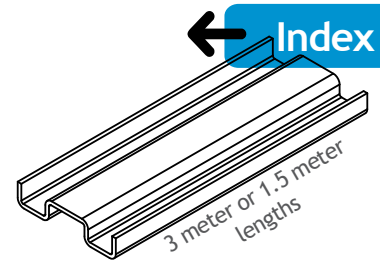
Materials:

- Black Acetal Plate
- Gray Acetal Rollers
- 375mm Lengths Assembled



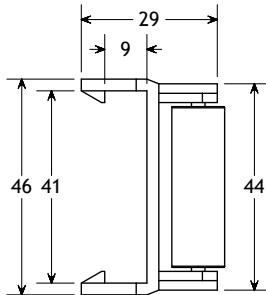
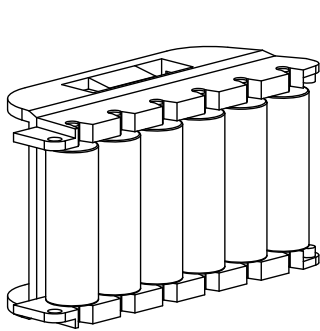
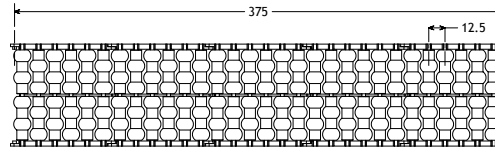
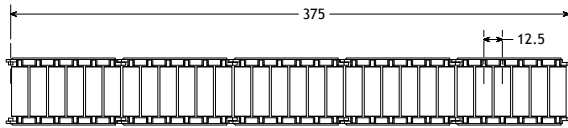
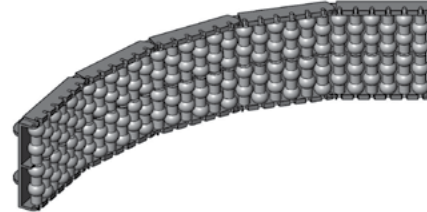

#PP33083089

S.S. Rail for Flexible Roller Combiners

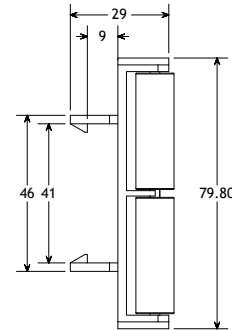
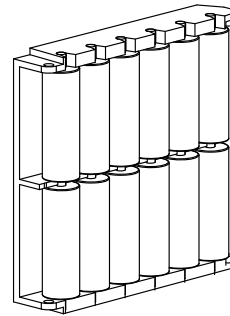


Single Face

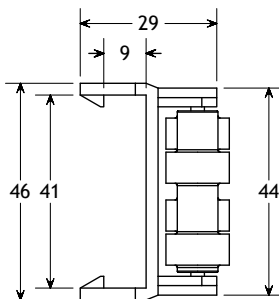
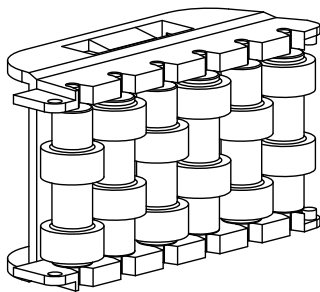
Double Face



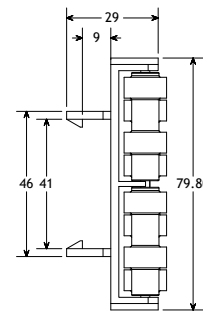

PP33983319



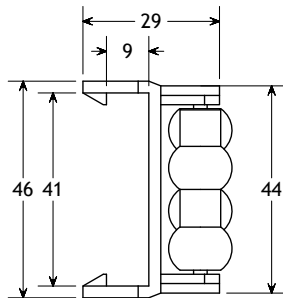
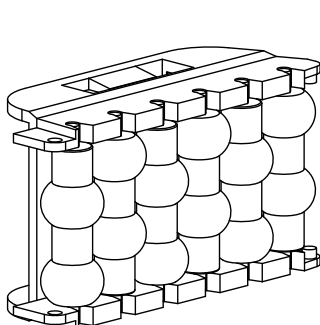
PP42284817



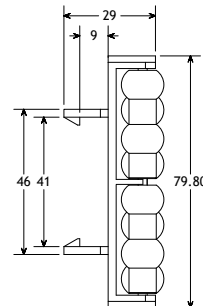
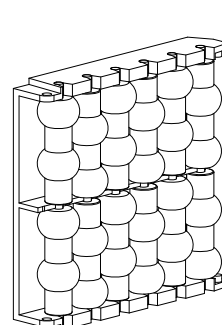
PP34483372



PP42184816



PP34583380




PP42384818

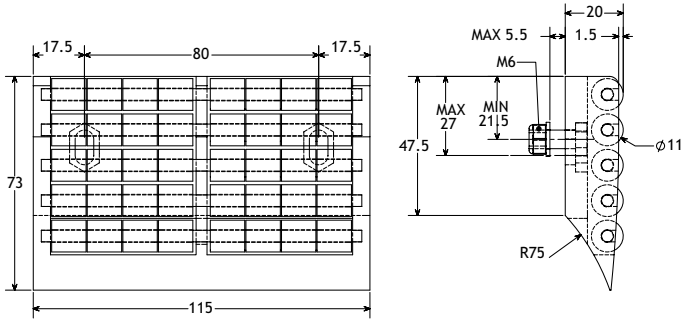
POBCO Modular Transfer Plates with Rollers

Materials and Information:

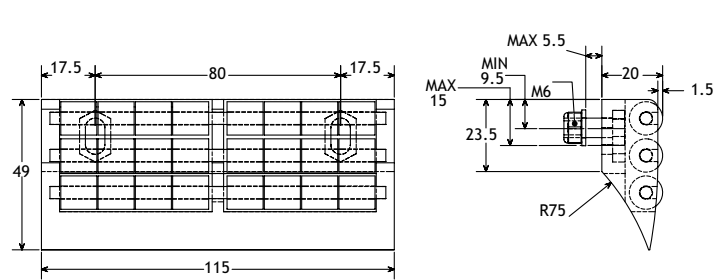
- Grey Acetal Plate
- Grey Acetal Rollers
- 304 Stainless Hardware
- Easy to Assemble
- Mounting Bolts Included
- Low Friction, Minimal Noise, Easy to Clean
- Replacement Rollers #PP84131



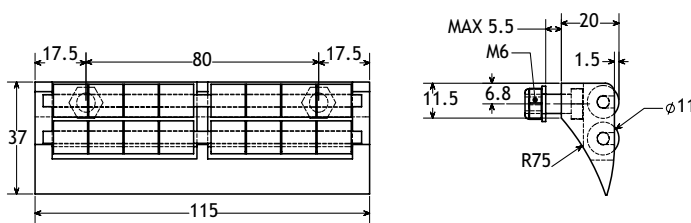
Offered in 7 Sizes-Dimensions in mm



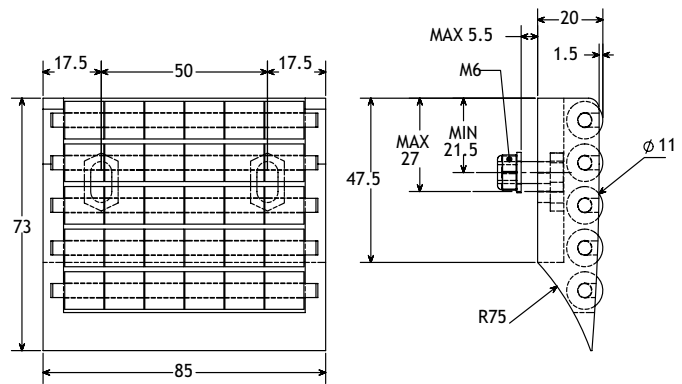
MTP257



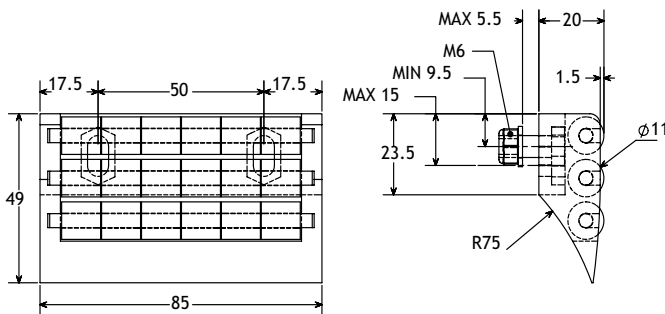
MTP258



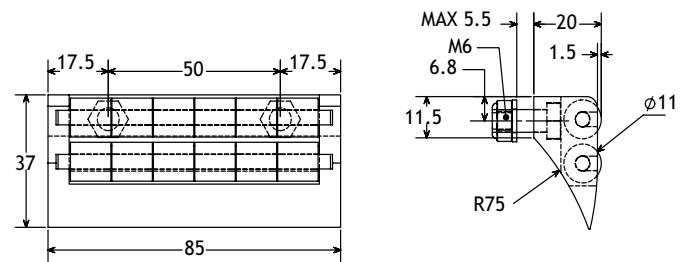
MTP259



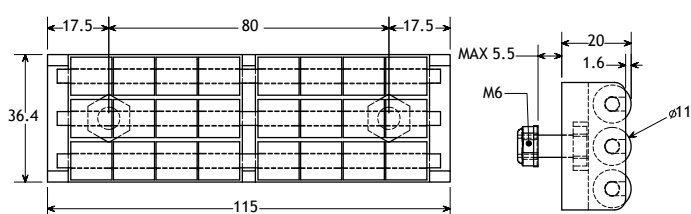
MTP260



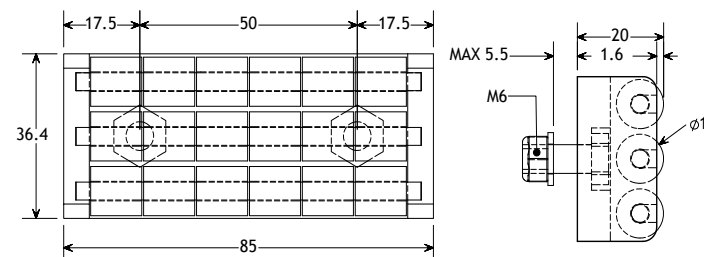
MTP261



MTP262



MTP430



MTP432

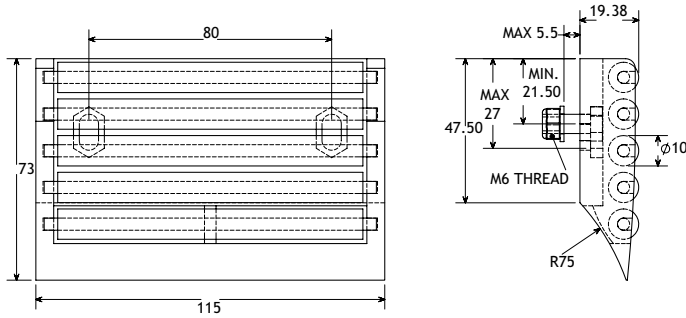
POBCO Modular Transfer Plates with Stainless Rollers

Materials and Information:

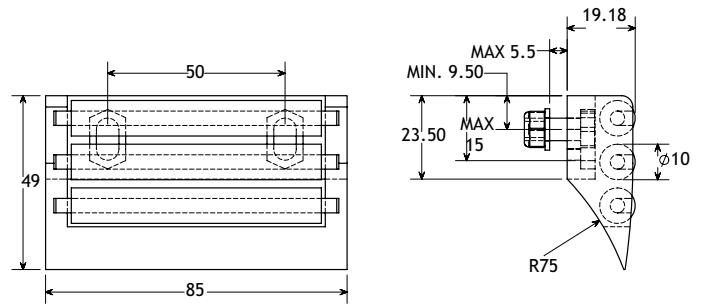
- Grey Acetal Plate
- Rollers 304 Stainless
- 304 Stainless Hardware
- Easy to Assemble
- Mounting Bolts Included
- Low Friction, Minimal Noise, Easy to Clean



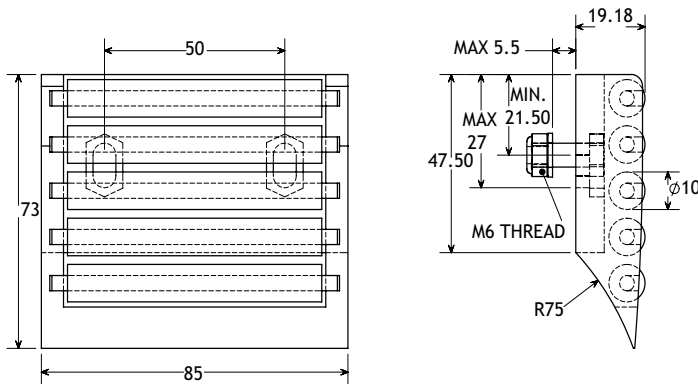
Offered in 6 Sizes (dimensions in mm)



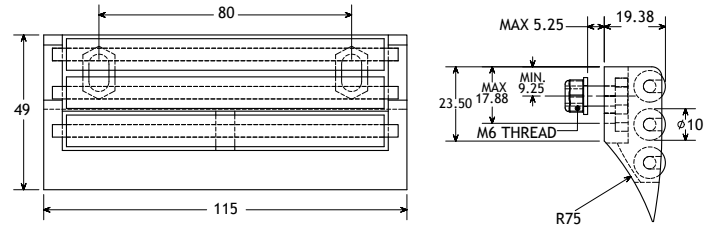
MTP257RSS



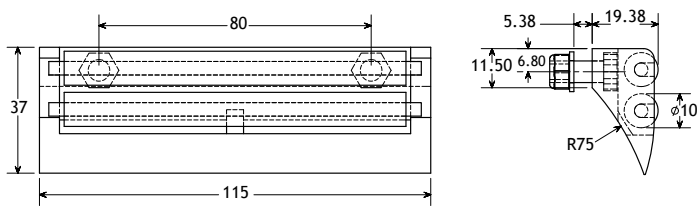
MTP261RSS



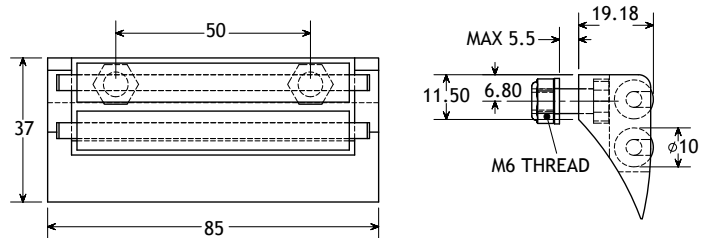
MTP260RSS



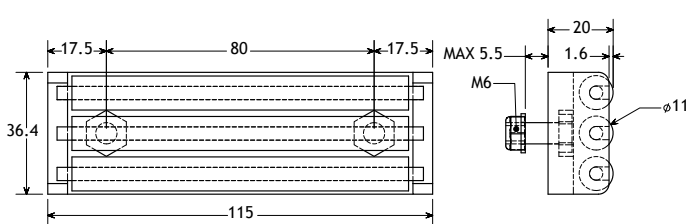
MTP258RSS



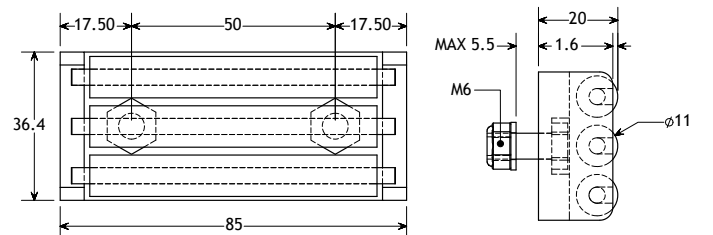
MTP259RSS



MTP262RSS



MTP430RSS



MTP432RSS

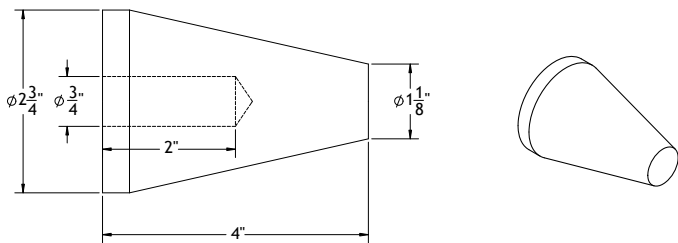
POBCO Skate Wheels

POBCO offers a variety of skate wheel styles and materials. Brief descriptions are listed. For more details, please contact the POBCO sales department. Colors vary - please inquire.

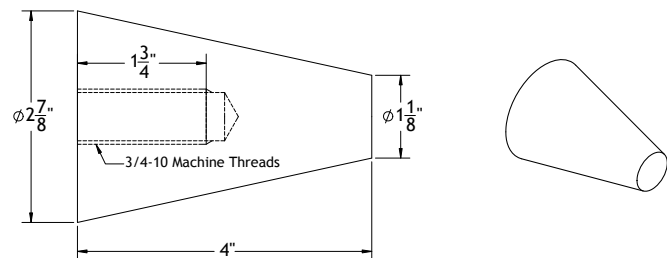


PART NO.	STYLE	OD	BORE	LENGTH THRU BORE (LTB)	SURFACE WIDTH (SW)	DESCRIPTION	LOAD CAP.
SWDRSS1/4	G	1.910	1/4	0.814	0.617	Acetal, double row stainless balls	75
SWDRCS1/4	G	1.910	1/4	0.818	0.617	Acetal, double row carbon steel balls	75
SWDRSS5/16	G	1.910	5/16	0.814	0.612	Acetal, double row stainless balls	75
SWDRCS5/16	G	1.910	5/16	0.814	0.612	Acetal, double row carbon steel balls	75
SWSRSS1/4SW	A	1.925	1/4	0.923	0.610	Acetal, single row stainless balls	55
SW652ED	A	1.920	1/4	0.918	0.630	Acetal, single row stainless balls	55
SWSRSS5/16	A	1.925	5/16	0.927	0.630	Acetal, single row stainless balls	55
SWSRCS5/16	A	1.925	5/16	0.927	0.630	Acetal, single row carbon steel balls	55
SWHDPECS1/4	B	1.925	1/4	0.810	0.615	HDPE, steel sleeve ball bearing	100
SWHDPECS5/16	B	1.925	5/16	0.810	0.615	HDPE, steel sleeve ball bearing	100
SWHSPCS3/8	B	2.812	3/8	1.437	1.125	High strength plastic, dual steel bearings	300
SWABS1/4	C	1.630	1/4	0.885	0.820	Light duty all plastic - Molded ABS	25
SWURECS5/16	D	2.250	5/16	0.873	0.562	75A urethane covered steel ball bearing	80

POBCO Poultry Deboner Cones



Machined UHMW
Part #CONEUHMW2.75



Molded Polypropylene
Part #CONEPP2.875

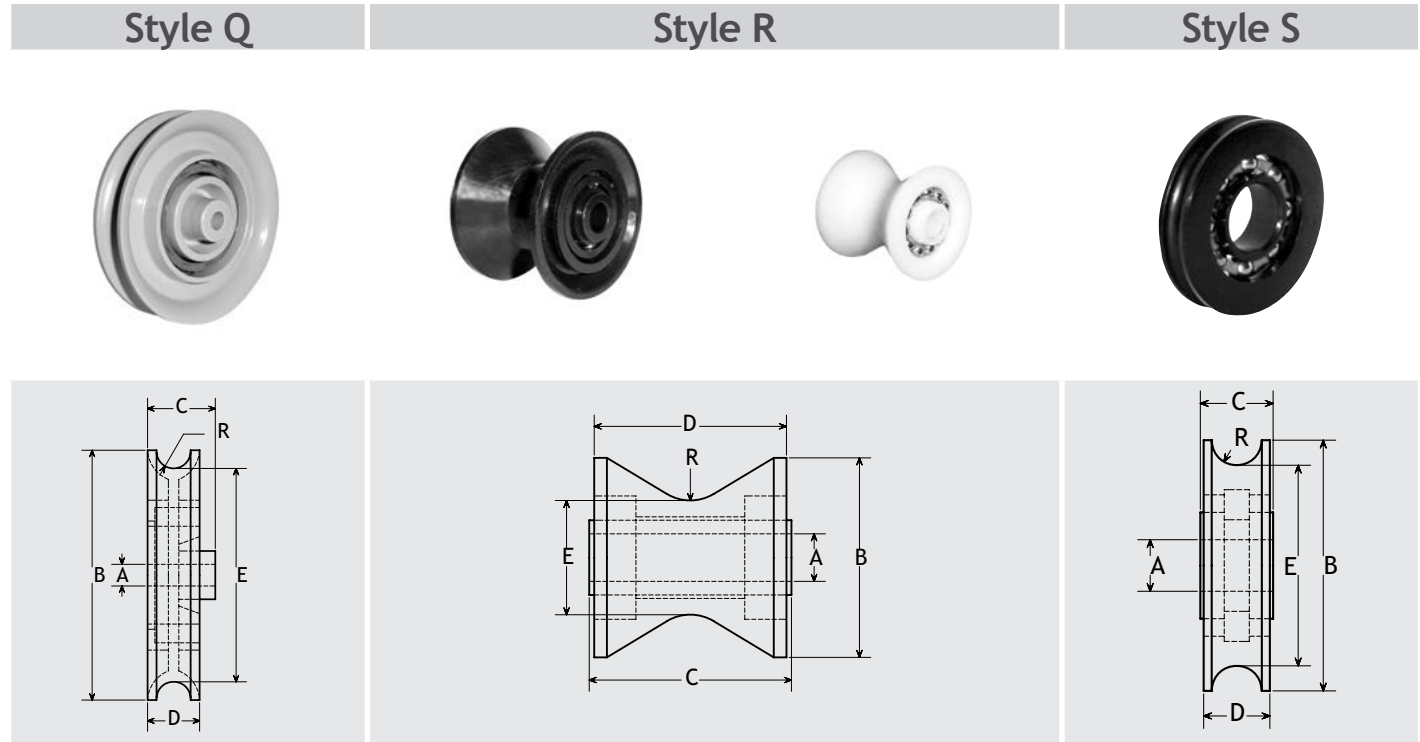
Machined Blue UHMW Wheels

OVUBLUE.75

OVUBLUE.81

POBCO Plastic Ball Bearing Pulleys

Advantages	Applications
<ul style="list-style-type: none"> • Gravity, low friction, quiet • No lubrication required • Corrosion resistant, no maintenance 	<ul style="list-style-type: none"> • Rope and cable guides, overhead conveyors, and exercise equipment



Acetal Gravity Pulleys with Acetal Races and Carbon or 420 Stainless Steel Balls

PART NUMBER	STYLE #	A	B	C	D	E	R (RADIUS)	TO SUIT	STATIC LOAD	MAX RPM	
		(ID)	(OD)	BORE WIDTH	PULLEY WIDTH	ROOT DIA.				W/NO LOAD	COLOR
1/8C140603DSS	S	.187"	.875"	.375"	.300"	.720"	1/16"	1/8" cable	30	200	Black
PRD181804CS	R	.250"	1.125"	1.125"	1.062"	.625"	.420"	.840" dia pipe	33	200	Natural
1/4C200604DSS	S	.250"	1.25"	.364"	.340"	1.000"	1/8"	1/4" cable	33	200	Natural
1/4C280704DCS	S	.250"	1.75"	.437"	.375"	1.125"	1/8"	1/4" cable	55	200	Natural
3/16C290610DSS	S	.625"	1.812"	.375"	.375"	1.610"	3/32"	3/16" cable	40	1000	Black
1C322105CS	R	.312"	2.00"	1.30"	1.187"	1.437"	1/2"	1" cable	80	1000	Natural
IBD362806CS	R	.375"	2.25"	1.75"	1.625"	1.250"	.32" Flat	various	80	1000	Black
3/8C481004DSS	Q	.250"	3.00"	13/16"	5/8"	2-9/16"	3/16"	3/8" cable	55	1000	Gray

SS = 420 Stainless Balls CS = Carbon

POBCO UHMW All Plastic Pulleys

Machined solid plastic (UHMW) pulleys for round belts, V-belts, and flat belts are available in the following sizes. Custom sizes to your specifications. Standard bore listed below, other bores available, please specify. Hubs with keyway and set screw are available, please inquire. POBCO can also press fit any style ball bearing unit (supplied by customer) to allow pulley to function as an idler.

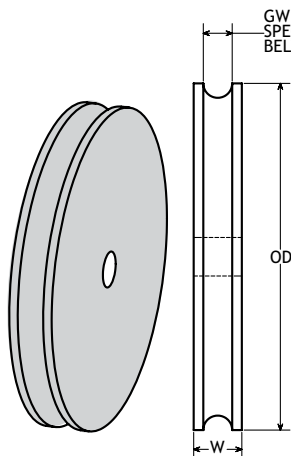
For Cable, Round Belt or Rope				
PART NUMBER	BELT DIA.	(OD)	WIDTH	BORE
1/4C240804	1/4"	1-1/2"	1/2"	1/4"
1/4C320804	1/4"	2"	1/2"	1/4"
1/4C400804	1/4"	2-1/2"	1/2"	1/4"
1/4C480808	1/4"	3"	1/2"	1/2"
1/4C560808	1/4"	3-1/2"	1/2"	1/2"
1/4C640808	1/4"	4"	1/2"	1/2"
1/4C720808	1/4"	4-1/2"	1/2"	1/2"
1/4C800808	1/4"	5"	1/2"	1/2"
3/8C321004	3/8"	2"	5/8"	1/4"
3/8C401004	3/8"	2-1/2"	5/8"	1/4"
3/8C481004	3/8"	3"	5/8"	1/4"
3/8C561008	3/8"	3-1/2"	5/8"	1/2"
3/8C641008	3/8"	4"	5/8"	1/2"
3/8C721008	3/8"	4-1/2"	5/8"	1/2"
3/8C801008	3/8"	5"	5/8"	1/2"
3/8C881008	3/8"	5-1/2"	5/8"	1/2"
3/8C961008	3/8"	6"	5/8"	1/2"
3/8C1041008	3/8"	6-1/2"	5/8"	1/2"
1/2C481008	1/2"	3"	5/8"	1/2"
1/2C481204	1/2"	3"	3/4"	1/4"
1/2C561208	1/2"	3-1/2"	3/4"	1/2"
1/2C641208	1/2"	4"	3/4"	1/2"
1/2C721208	1/2"	4-1/2"	3/4"	1/2"
1/2C801208	1/2"	5"	3/4"	1/2"
1/2C881208	1/2"	5-1/2"	3/4"	1/2"
1/2C961208	1/2"	6"	3/4"	1/2"
1/2C1041208	1/2"	6-1/2"	3/4"	1/2"
1/2C1211208	1/2"	7"	3/4"	1/2"
1/2C1281208	1/2"	8"	3/4"	1/2"
1/2C1601208	1/2"	10"	3/4"	1/2"

For A Section V-Belts			
PART NUMBER	(OD)	WIDTH	BORE
AVBU281204	1-3/4"	3/4"	1/4"
AVBU331204S	2.05"	3/4"	1/4"
AVBU341204S	2.15"	3/4"	1/4"
AVBU361204	2-1/4"	3/4"	1/4"
AVBU401204S	2.55"	3/4"	1/4"
AVBU421204S	2.65"	3/4"	1/4"
AVBU441204	2-3/4"	3/4"	1/4"
AVBU461204S	2.85"	3/4"	1/4"
AVBU491204S	3.05"	3/4"	1/4"
AVBU521204S	3-1/4"	3/4"	1/4"
AVBU551208S	3.45"	3/4"	1/2"
AVBU621208S	3.85"	3/4"	1/2"
AVBU651208S	4.05"	3/4"	1/2"
AVBU681208	4-1/4"	3/4"	1/2"
AVBU711208S	4.45"	3/4"	1/2"
AVBU781208S	4.85"	3/4"	1/2"
AVBU811208S	5.05"	3/4"	1/2"
AVBU841208	5-1/4"	3/4"	1/2"
AVBU871208S	5.45"	3/4"	1/2"
AVBU941208S	5.85"	3/4"	1/2"
AVBU971208S	6.05"	3/4"	1/2"
AVBU1061208S	6.65"	3/4"	1/2"
AVBU1161208	7-1/4"	3/4"	1/2"
AVBU1351208S	8.45"	3/4"	1/2"
AVBU1481208	9-1/4"	3/4"	1/2"
AVBU1741208S	10.85"	3/4"	1/2"
AVBU1961208	12-1/4"	3/4"	1/2"

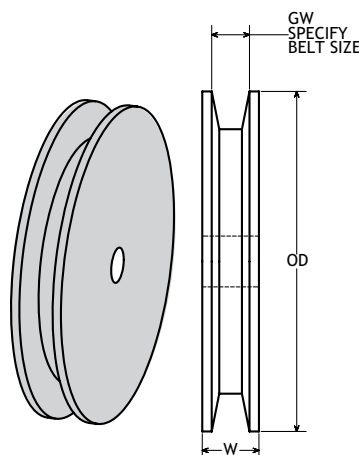
For B Section V-Belts			
PART NUMBER	(OD)	WIDTH	BORE
BVBU601608	3-3/4"	1"	1/2"
BVBU641608S	3.95"	1"	1/2"
BVBU721608S	4.55"	1"	1/2"
BVBU801608S	4.95"	1"	1/2"
BVBU921608	5-3/4"	1"	1/2"
BVBU961608S	5.95"	1"	1/2"
BVBU1041608S	6.55"	1"	1/2"
BVBU1081608S	6-3/4"	1"	1/2"
BVBU1121608S	6.95"	1"	1/2"
BVBU1241608	7-3/4"	1"	1/2"
BVBU1441608S	8.95"	1"	1/2"
BVBU1561608	9-3/4"	1"	1/2"
BVBU1821608S	11.35"	1"	1/2"
BVBU2041608	12-3/4"	1"	1/2"

For Flat Belt Pulleys				
PART NUMBER	(OD)	WIDTH	BORE	BELT WIDTH
FBU481608	3"	1"	1/2"	3/4"
FBU482008	3"	1-1/4"	1/2"	1"
FBU561608	3-1/2"	1"	1/2"	3/4"
FBU562008	3-1/2"	1-1/4"	1/2"	1"
FBU721608	4-1/2"	1"	1/2"	3/4"
FBU722008	4-1/2"	1-1/4"	1/2"	1"
FBU882008	5-1/2"	1-1/4"	1/2"	1"
FBU882408	5-1/2"	1-1/2"	1/2"	1.35"

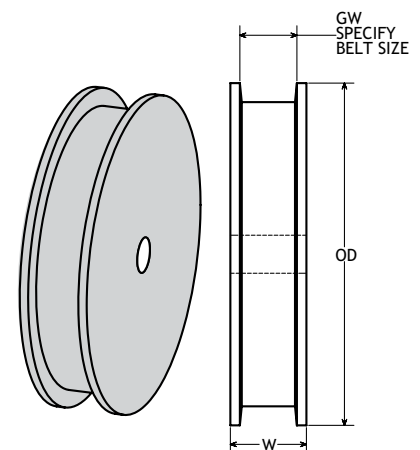
(HUB Extension, Keyway, Set Screw are optional) POBCO makes pulleys to your specific dimensional requirements. Pulleys with Ball Bearings available.



Round Belt Pulley



V-Belt Pulley



Flat Belt Pulley

POBCO Thermoplastic Idler Pulleys

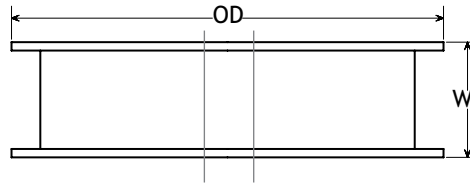
Round, Flat, V-Belt and Cable Molded (Glass Reinforced Nylon) Pulleys offer:

- Lower Coefficient of Friction
- Resists oils, solvents & many acids; corrosion resistant
- ABEC-1 sealed bearings, with sintered metal hubs
- Standard Bore adapters of 3/8" & 1/2"



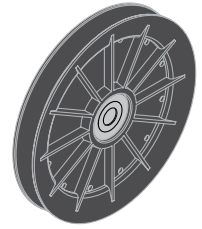
Flat Belt Idler Pulleys

PART# FOR 3/8" BORE	PART # FOR 1/2" BORE	OD	W	FOR BELT WIDTH
FIP321606	FIP321608	2.00	0.97	3/4"
FIP361606	FIP361608	2.22	0.93	3/4"
FIP381806	FIP381808	2.35	1.18	1"
FIP441606	FIP441608	2.72	0.93	3/4"
FIP481906	FIP481908	2.97	1.23	1"
FIP521606	FIP521608	3.22	0.93	3/4"
FIP561606	FIP561608	3.50	1.03	3/4"
FIP641806	FIP641808	4.00	1.20	3/4"
FIP741906	FIP741908	4.62	1.20	1"
FIP801806	FIP801808	4.96	1.13	0.96"
FIP1042006	FIP1042008	6.50	1.26	1"



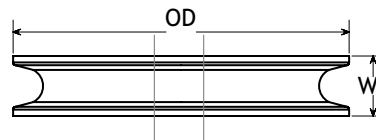
V-Belt Idler Pulleys

PART# FOR 3/8" BORE	PART # FOR 1/2" BORE	OD	W	FOR BELT SIZE
VIP401206	VIP401208	2.50	0.74	A
VIP481106	VIP481108	3.00	0.66	A
VIP561206	VIP561208	3.56	0.78	A
VIP641406	VIP641408	4.00	0.85	A
VIP481406	VIP481408	3.00	0.81	B
VIP641506	VIP641508	4.00	0.78	B
VIP801406	VIP801408	5.00	0.85	B
VIP961406	VIP961408	6.00	0.85	B
VIP1121806	VIP1121808	7.00	1.14	B&C



Cable Idler Pulleys

PART# FOR 3/8" BORE	PART # FOR 1/2" BORE	OD	W	FOR BELT WIDTH
CIP3/16C401006	CIP3/16C401008	2.50	0.75	3/16"
CIP1/4C401006	CIP1/4C401008	2.50	0.75	1/4"
CIP3/16C481006	CIP3/16C481008	3.00	0.75	3/16"
CIP1/4C481006	CIP1/4C481008	3.00	0.75	1/4"
CIP3/16C561006	CIP3/16C561008	3.50	0.75	3/16"
CIP1/4C561006	CIP1/4C561008	3.50	0.75	1/4"
CIP3/16C641006	CIP3/16C641008	4.00	0.75	3/16"
CIP1/4C641006	CIP1/4C641008	4.00	0.75	1/4"
CIP3/16C721006	CIP3/16C721008	4.50	0.75	3/16"
CIP1/4C721006	CIP1/4C721008	4.50	0.75	1/4"
CIP3/16C801006	CIP3/16C801008	5.00	0.75	3/16"
CIP1/4C801006	CIP1/4C801008	5.00	0.75	1/4"



Round Belt Idler Pulleys

PART# FOR 3/8" BORE	PART # FOR 1/2" BORE	OD	W	FOR BELT DIA.
RIP401006	RIP401008	2.50	0.65	.38
RIP481006	RIP481008	3.08	0.65	.38
RIP561006	RIP561008	3.50	0.65	.38
RIP641006	RIP641008	4.00	0.65	.38



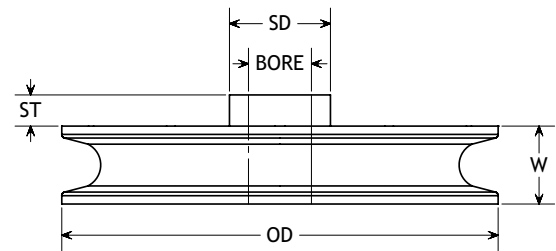

POBCO Thermoplastic Idler Pulleys with Shoulder Adapter

Round, Flat, V-Belt and Cable Molded (Glass Reinforced Nylon) Pulleys offer:

- Lower Coefficient of Friction
- Resists oils, solvents & many acids; corrosion resistant
- ABEC-1 sealed bearings, with sintered metal hubs

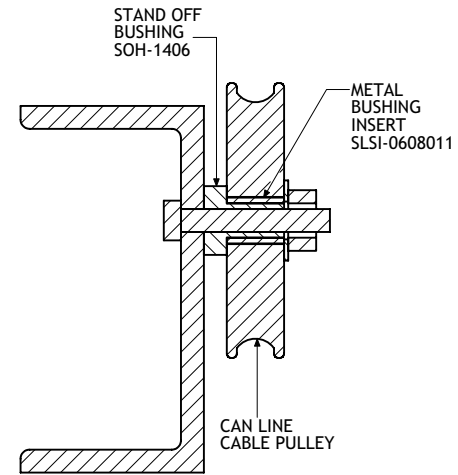
PART NUMBER	OD	W	BORE	SD	ST	FOR BELT DIA.
RIP401004SA11	2.50	0.65	1/4	0.81	0.30	0.38
RIP401006SA02	2.50	0.65	3/8	0.81	0.27	0.38
RIP401006SA03	2.50	0.65	3/8	0.81	0.41	0.38
RIP401006SA04	2.50	0.65	3/8	0.81	0.46	0.38
RIP401006SA06	2.50	0.65	3/8	0.81	0.51	0.38
RIP401006SA07	2.50	0.65	3/8	0.81	0.59	0.38
RIP481004SA11	3.08	0.65	1/4	0.81	0.30	0.38
RIP481006SA02	3.08	0.65	3/8	0.81	0.27	0.38
RIP481006SA04	3.08	0.65	3/8	0.81	0.46	0.38
RIP481006SA06	3.08	0.65	3/8	0.81	0.51	0.38
RIP481006SA08	3.08	0.65	3/8	0.81	0.76	0.38
RIP481008SA20	3.08	0.65	1/2	0.81	0.27	0.38
RIP481008SA25	3.08	0.65	1/2	0.81	0.51	0.38
RIP481008SA30	3.08	0.65	1/2	0.81	0.76	0.38

Round Belt Idler Pulley with Shoulder Adapter



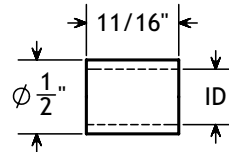
POBCO Pulleys and Bushings

POBCO Pulleys are normally furnished in green UHMW, Nylon(s), Delrin(s) and lubricant-filled POBCO-B hardwood. POBCO pulleys require no lubrication and are particularly adaptable to the wet, chemical laden environments commonly found in the food-can-beverage industry.



Metal Bushing Inserts

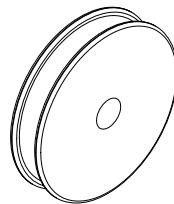
BOLT SIZE (ID)	MATERIAL	PART NO.
1/4"	Steel	SLSI-0408011
	Stainless	SLSS-0408011
5/16"	Steel	SLSI-0508011
	Stainless	SLSS-0508011
3/8"	Steel	SLSI-0608011
	Stainless	SLSS-0608011



Green UHMW Can Line Cable Pulleys

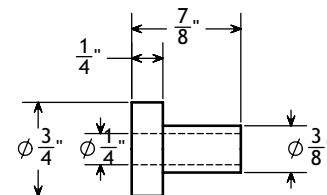
CABLE DIA.	OD	PART NO.*
3/8"	2"	3/8C3210-08
	3"	3/8C4810-08
1/2"	3"	1/2C4810-08

*Plain bore for 1/2" shaft



Can Line Cable Pulleys are furnished plain or with bushings and/or all attaching hardware including nut, bolt and washer.

Plastic Stand Off Bushing

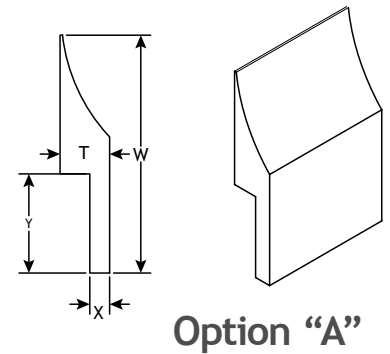


Part Number: SOH-1406
This insert provides a 1/4" space between the pulley and its mounting surface. It is intended to be used with metal bushing insert part numbers SLSI-0608011 and SLSS-0608011 (3/8" bolt size).

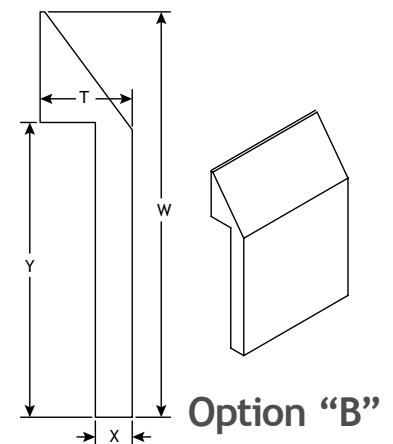
POBCO Plastic Scraper Blades

IT IS THE RESPONSIBILITY OF THE USER TO TEST AND APPROVE THE METAL DETECTION OF THIS PRODUCT DUE TO VARIATIONS IN METAL DETECTION SYSTEMS AND REQUIRED SENSITIVITY SETTINGS.

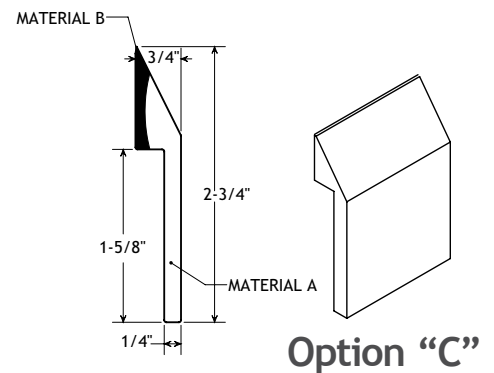
Option A Machined Scraper Blade						
PART #	MATERIAL	T	W	Y	X	LENGTH
SCRD0848A	Acetal	1/2"	3"	1-1/4"	1/4"	4, 8 or 10 ft
SCRD1048A	Acetal	5/8"	3"	1-1/4"	1/4"	4, 8 or 10 ft
SCRUH0848A	High Temp UHMW	1/2"	3"	1-1/4"	1/4"	5 or 10 ft
SCRUH1048A	High Temp UHMW	5/8"	3"	1-1/4"	1/4"	5 or 10 ft
SCRTM0848A	POBLON	1/2"	3"	1-1/4"	1/4"	4 ft
SCRTM1048A	POBLON	5/8"	3"	1-1/4"	1/4"	4 ft
SCRD0848ABLUE	Acetal Blue	1/2"	3"	1-1/4"	1/4"	4, 8 or 10 ft
SCRAMD0848A	Metal Detectable Acetal Blue	1/2"	3"	1-1/4"	1/4"	4 ft
SCRD1048ABLUE	Acetal Blue	5/8"	3"	1-1/4"	1/4"	4, 8 or 10 ft
SCRAMD1048A	Metal Detectable Acetal Blue	5/8"	3"	1-1/4"	1/4"	4 ft



Option B Machined Scraper Blade						
PART #	MATERIAL	T	W	Y	X	LENGTH
SCRD0844B	Acetal	1/2"	2-3/4"	2"	1/4"	4, 8 or 10 ft
SCRD1044B	Acetal	5/8"	2-3/4"	2"	1/4"	4, 8 or 10 ft
SCRUH0844B	High Temp UHMW	1/2"	2-3/4"	2"	1/4"	5 or 10 ft
SCRUH1044B	High Temp UHMW	5/8"	2-3/4"	2"	1/4"	5 or 10 ft
SCRTM0844B	POBLON	1/2"	2-3/4"	2"	1/4"	4 ft
SCRTM1044B	POBLON	5/8"	2-3/4"	2"	1/4"	4 ft
SCRD0844BBLUE	Acetal Blue	1/2"	2-3/4"	2"	1/4"	4, 8 or 10 ft
SCRAMD0844B	Metal Detectable Acetal Blue	1/2"	2-3/4"	2"	1/4"	4 ft
SCRD1044BBLUE	Acetal Blue	5/8"	2-3/4"	2"	1/4"	4, 8 or 10 ft
SCRAMD1044B	Metal Detectable Acetal Blue	5/8"	2-3/4"	2"	1/4"	4 ft



Option C Dual Durometer Scraper Blade				
PART #	MATERIAL A	MATERIAL B	COLOR	LENGTH
SCDUALBLUEMD	Rigid PVC	Metal Detectable 75 Polyurethane Shore A	Dark Blue	90"
SCDUALTAN	92 Polyurethane Shore A	75 Polyurethane Shore A	Tan	90"
SCDUALWHITE	Rigid PVC	92 Polyurethane Shore A	White	90"
SCRAPERUREL120	55-60 Polyurethane Shore B	70-75 Polyurethane Shore A	Tan	120"



POBCO Metal Mounted Self-Aligning Bearings

Design engineers increasingly have been specifying POBCO metal mounted self-aligning bearings to assist them in solving light to medium duty power transmission problems on a wide variety of machinery and equipment. The self-lubrication of the self-aligning spherical bearings housed in strong, stamped steel housings gives extended life. The wide variety of flange mounts and pillow blocks offers great flexibility in machine design.

These bearings are excellent for installation in inaccessible areas, and are virtually unaffected by the operating elements that cause conventional bearings to fail in short order. They offer an inexpensive solution to bearing installation problems through self-alignment and self-lubrication features with the additional advantages of being resistant to moisture, corrosion and abrasion. Food processing machinery, chemical handling equipment, agricultural machinery and conveyors are only a few of the many applications for this unique bearing.

POBCO metal mounted bearings can be used to replace bearing units on existing equipment originally furnished with conventional bearings in similar mounts.

HOUSINGS ARE AVAILABLE IN ZINC PLATED STEEL. SOME SIZES AVAILABLE IN STAINLESS.

ParaMount® Bearings

POBCO ParaMount flange mounts and pillow blocks employ POBCO self-lubricating spherical bearings mated with standard pressed steel housings. Their mounting dimensions are the same as similar mounts manufactured by many major producers of anti-friction and direct journal contact bearings.


TriMount® Bearings

POBCO TriMount pillow blocks and flange mounts combine POBCO self-lubricating spherical bearings with stamped steel housings.

POBCO metal mounted bearings can be furnished with one piece or two piece spheres.

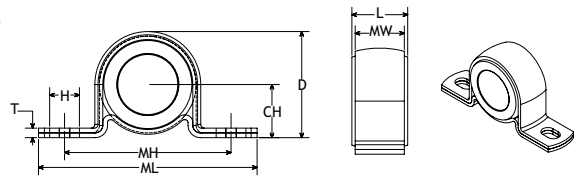
Housings are furnished as standard with corrosion resistant zinc plating. Special platings and other materials such as stainless steel are sometimes available.

INNER SPHERICAL BEARINGS are available in a variety of POBCO Plastics including UHMW, Plus (Food Grade Fluid Lube-Filled UHMW), Nylon, Delrin® and POBCO-B Wood Bearing Material.



POBCO Trimount® Pillow Blocks

Inner Spherical Bearings are available in a variety of POBCO Plastics including UHMW, Plus (Food Grade Lube-filled UHMW), Nylon, and POBCO-B Wood Bearing Material.



Housing Materials

- Zinc Plated Steel (standard)
- 304 Stainless Steel (add "SS" to end of part #) only available where indicated

These mounting dimensions are the same as similar mounts manufactured by many major producers of anti-friction and direct journal contact bearings.

SPHERE	CH	MH	D	ML	MW	L	H	T	SHAFT SIZE***	PART NUMBER**								
1" Sphere Light Duty Mount	9/16"	1-3/4"	1-1/8"	2-5/16"	7/16"	1/2"	17/64 x 5/16"	1/8"	1/4"	BD*-04								
									5/16"	BD*-05								
									3/8"	BD*-06								
									7/16"	BD*-07								
									1/2"	BD*-08								
									9/16"	BD*-09								
									5/8"	BD*-10								
									<i>MOST COMMON STAINLESS STEEL MOUNTS</i>									
									<i>MOST COMMON STAINLESS STEEL MOUNTS</i>									
									<i>MOST COMMON STAINLESS STEEL MOUNTS</i>									
1-11/16" Sphere Medium Duty Mount	29/32"	2-7/8"	1-3/4"	3-5/16"	1-1/8"	1-1/4"	21/64x21/32	1/8"	1/2"	BB*-08								
									9/16"	BB*-09								
									5/8"	BB*-10								
									11/16"	BB*-11								
									3/4"	BB*-12								
									13/16"	BB*-13								
									7/8"	BB*-14								
									15/16"	BB*-15								
									1"	BB*-16								
									<i>MOST COMMON STAINLESS STEEL MOUNTS</i>									
1-11/16" Sphere Heavy Duty Mount	15/16"	2-15/16"	1-13/16"	4-1/32"	1-1/8"	1-1/4"	21/64 x 21/32"	3/16"	1/2"	BE*-08								
									9/16"	BE*-09								
									5/8"	BE*-10								
									11/16"	BE*-11								
									3/4"	BE*-12								
									13/16"	BE*-13								
									7/8"	BE*-14								
									15/16"	BE*-15								
									1"	BE*-16								
									<i>MOST COMMON STAINLESS STEEL MOUNTS</i>									
2" Sphere Medium Duty Mount	1-1/16"	3-1/4"	2-1/16"	4-9/16"	1-5/16"	1-1/2"	25/64 x 5/8"	1/8"	3/4"	BC*-12								
									13/16"	BC*-13								
									7/8"	BC*-14								
									15/16"	BC*-15								
									1"	BC*-16								
									1-1/16"	BC*-17								
									1-1/8"	BC*-18								
									1-3/16"	BC*-19								
									1-1/4"	BC*-20								
									<i>MOST COMMON STAINLESS STEEL MOUNTS</i>									
2" Sphere Heavy Duty Mount	1-3/32"	3-5/16"	2-1/8"	4-5/8"	1-5/16"	1-1/2"	25/64 x 5/8"	3/16"	3/4"	BF*-12								
									13/16"	BF*-13								
									7/8"	BF*-14								
									15/16"	BF*-15								
									1"	BF*-16								
									1-1/16"	BF*-17								
									1-1/8"	BF*-18								
									1-3/16"	BF*-19								
									1-1/4"	BF*-20								
									<i>MOST COMMON STAINLESS STEEL MOUNTS</i>									
2-1/2" Sphere Medium Duty Mount	1-11/32"	3-7/8"	2-11/16"	5-3/8"	1-7/16"	1-3/4"	25/64 x 25/32"	7/32"	1"	BK*-16								
									1-1/16"	BK*-17								
									1-1/8"	BK*-18								
									1-3/16"	BK*-19								
									1-1/4"	BK*-20								
									1-5/16"	BK*-21								
									1-3/8"	BK*-22								
									1-7/16"	BK*-23								
									1-1/2"	BK*-24								
									1-9/16"	BK*-25								
1-5/8"	BK*-26																	
1-11/16"	BK*-27																	
1-3/4"	BK*-28																	
<i>MOST COMMON STAINLESS STEEL MOUNTS</i>																		
3-1/4" Sphere Heavy Duty Mount	1-3/4"	5-1/2"	3-1/2"	7-1/4"	1-3/4"	2"	21/32 x 1"	9/32"	1-1/2"	BL*-24								
									1-5/8"	BL*-26								
									1-11/16"	BL*-27								
									1-3/4"	BL*-28								
									1-15/16"	BL*-31								
									2"	BL*-32								
									2-1/8"	BL*-34								
									2-3/16"	BL*-35								
									2-1/4"	BL*-36								
									2-7/16"	BL*-39								
2-1/2"	BL*-40																	

***Any Shaft Size Is Available Up To The Maximum Listed Size For Each Amount
**PLEASE SPECIFY BEARING MATERIAL

**See page 124 to complete part number
**For two piece sphere, add suffix -TP before completing part number

POBCO Paramount® Pillow Blocks

Inner Spherical Bearings are available in a variety of POBCO Plastics including UHMW, Plus (Food Grade Lube-filled UHMW), Nylon, and POBCO-B Wood Bearing Material.

Housing Materials

- Zinc Plated Steel (standard)
- 304 Stainless Steel (add "SS" to end of part #)
only available where indicated

These mounting dimensions are the same as similar mounts manufactured by many major producers of anti-friction and direct journal contact bearings.

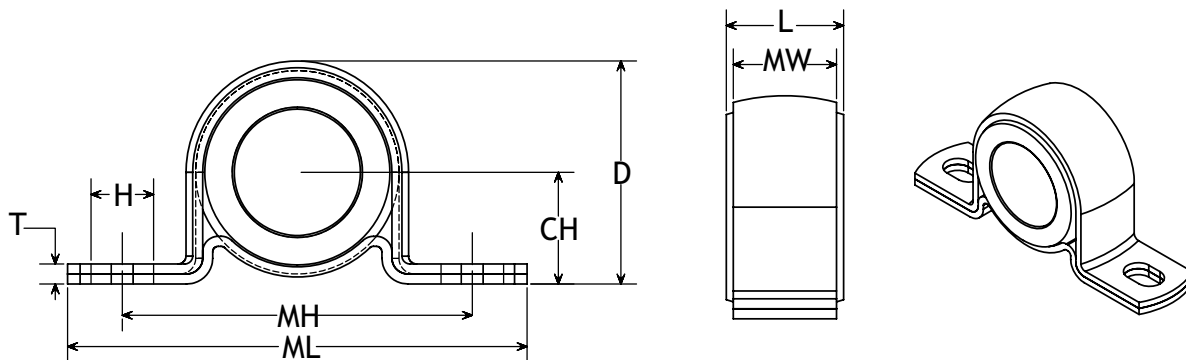
SPHERE	CH	MH	D	ML	MW	L	H	T	SHAFT SIZE***	PART NUMBER**
40mm (1.575")	7/8"	2-11/16"	1-3/4"	3-5/8"	1"	1-1/8"	11/32x1/2"	.133"	1/2"	PB40*-08
									9/16"	PB40*-09
<i>MOST COMMON STAINLESS STEEL MOUNTS</i>									5/8"	PB40*-10
									11/16"	PB40*-11
									7/8"	PB40*-14
47mm (1.850")	1"	3"	2-1/16"	4-1/8"	1"	1-1/4"	13/32x1/2"	.178"	3/4"	PB47*-12
									1"	PB47*-16
<i>MOST COMMON STAINLESS STEEL MOUNTS</i>										
52mm (2.047)	1-1/8"	3-3/8"	2-7/32"	4-1/2"	1-1/8"	1-1/2"	13/32x9/16"	.208	3/4"	PB52*-12
									7/8"	PB52*-14
									15/16"	PB52*-15
									1"	PB52*-16
<i>MOST COMMON STAINLESS STEEL MOUNTS</i>									1-1/8"	PB52*-18
62mm (2.441)	1-1/8"	3-3/4"	2-5/8"	4-7/8"	1-1/4"	1-3/4"	13/32x9/16"	.238	1"	PB62*-16
									1-1/8"	PB62*-18
									1-3/16"	PB62*-19
									1-1/4"	PB62*-20
<i>MOST COMMON STAINLESS STEEL MOUNTS</i>									1-1/2"	PB62*-24
72mm (2.835)	1-9/16"	4-1/4"	3-1/8"	5-3/4"	1-1/4"	1-3/4"	17/32x3/4"	.238"	1-1/4"	PB72*-20
									1-5/16"	PB72*-21
									1-3/8"	PB72*-22
									1-7/16"	PB72*-23
									1-1/2"	PB72*-24
									1-9/16"	PB72*-25
									1-5/8"	PB72*-26
									1-11/16"	PB72*-27
									1-3/4"	PB72*-28
									1-13/16"	PB72*-29
									1-7/8"	PB72*-30
									1-15/16"	PB72*-31
									2"	PB72*-32

***ANY SHAFT SIZE IS AVAILABLE UP TO THE MAXIMUM LISTED SIZE FOR EACH MOUNT

**PLEASE SPECIFY BEARING MATERIAL

**See page 124 to complete part number

**For two piece sphere, add suffix -TP before completing part number



POBCO Trimount® 2-Bolt Side Flanges

Inner Spherical Bearings are available in a variety of POBCO Plastics including UHMW, Plus (Food Grade Lube-filled UHMW), Nylon, and POBCO-B Wood Bearing Material.

Metal Mounted Bearings (cont.)

Housing Materials

- Zinc Plated Steel (standard)
- 304 Stainless Steel (add "SS" to end of part #)
only available where indicated

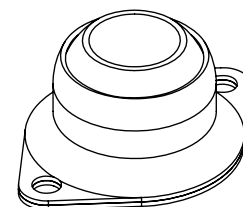
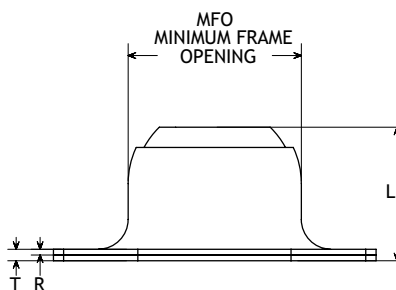
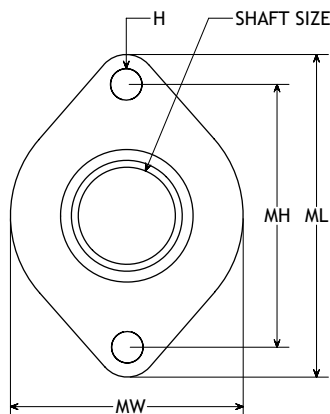
SPHERE	MH	ML	MW	L	MFO	R	H	T	SHAFT SIZE***	PART NUMBER**
1" Sphere Light Duty Mount	1-3/4"	2-5/16"	1-1/8"	9/16"	1-1/4"	1/16"	9/32" Dia.	1/16"	1/4"	FM*-04
									5/16"	FM*-05
<i>MOST COMMON STAINLESS STEEL MOUNTS</i>									3/8"	FM*-06
									7/16"	FM*-07
									1/2"	FM*-08
									9/16"	FM*-09
									5/8"	FM*-10
1-3/16" Sphere Light Duty Mount	2-1/4"	3"	1-1/2"	13/16"	1-7/16"	1/16"	3/8" Dia.	1/16"	1/2"	FL*-08
									9/16"	FL*-09
									5/8"	FL*-10
									11/16"	FL*-11
									3/4"	FL*-12
1-11/16" Sphere Medium Duty Mount	2-3/4"	3-3/8"	2-7/16"	1-13/32"	2"	5/32"	21/64" Dia.	1/8"	1/2"	FA*-08
									9/16"	FA*-09
									5/8"	FA*-10
									11/16"	FA*-11
									3/4"	FA*-12
									13/16"	FA*-13
									7/8"	FA*-14
									15/16"	FA*-15
									1"	FA*-16
2" Sphere Medium Duty Mount	3-9/32"	4"	2-3/4"	1-9/16"	2-3/8"	1/16"	25/64" Dia.	9/64"	3/4"	FB*-12
									13/16"	FB*-13
									7/8"	FB*-14
									15/16"	FB*-15
									1"	FB*-16
									1-1/16"	FB*-17
									1-1/8"	FB*-18
									1-3/16"	FB*-19
									1-1/4"	FB*-20
2-1/2" Sphere Heavy Duty Mount	3-7/8"	4-25/32"	3-3/8"	1-13/16"	2-7/8"	1/16"	13/32" Dia.	11/64"	1"	FC*-16
									1-1/16"	FC*-17
									1-1/8"	FC*-18
									1-3/16"	FC*-19
									1-1/4"	FC*-20
									1-5/16"	FC*-21
									1-3/8"	FC*-22
									1-7/16"	FC*-23
									1-1/2"	FC*-24
									1-9/16"	FC*-25
									1-5/8"	FC*-26
									1-11/16"	FC*-27
									1-3/4"	FC*-28
<i>MOST COMMON STAINLESS STEEL MOUNTS</i>										

***ANY SHAFT SIZE IS AVAILABLE UP TO THE MAXIMUM LISTED SIZE FOR EACH MOUNT

**PLEASE SPECIFY BEARING MATERIAL

**See page 124 to complete part number

**For two piece sphere, add suffix -TP before completing part number



POBCO Trimount® 4-Bolt Side Flanges

Inner Spherical Bearings are available in a variety of POBCO Plastics including UHMW, Plus (Food Grade Lubefilled UHMW), Nylon, and POBCO-B Wood Bearing Material.

Housing Materials

- Zinc Plated Steel (standard)
- 304 Stainless Steel (add "SS" to end of part #)
only available where indicated

These mounting dimensions are the same as similar mounts manufactured by many major producers of anti-friction and direct journal contact bearings.

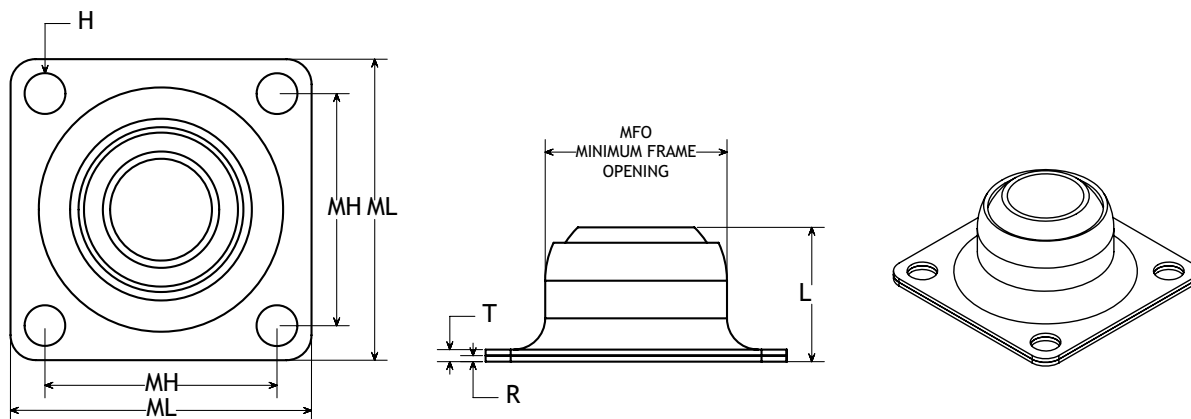
SPHERE	MH	ML	L	MFO	R	H	T	SHAFT SIZE***	PART NUMBER**
1-11/16" Sphere Medium Duty Mount	1-15/16"	2-7/16"	1-13/32"	2"	5/32"	17/64" Dia	1/8"	1/2"	FD*-08
								9/16"	FD*-09
<i>MOST COMMON STAINLESS STEEL MOUNTS</i>								5/8"	FD*-10
								11/16"	FD*-11
								3/4"	FD*-12
								13/16"	FD*-13
								7/8"	FD*-14
								15/16"	FD*-15
								1"	FD*-16
2" Sphere Medium Duty Mount	2-5/16"	3"	1-9/16"	2-3/8"	1/16"	13/32" Dia.	9/64"	3/4"	FE*-12
								13/16"	FE*-13
								7/8"	FE*-14
								15/16"	FE*-15
								1"	FE*-16
								1-1/16"	FE*-17
								1-1/8"	FE*-18
								1-3/16"	FE*-19
1-1/4"	FE*-20								
2-1/2" Sphere Medium Duty Mount	2-3/4"	3-5/8"	1-13/16"	2-7/8"	1/16"	13/32" Dia.	11/64"	1"	FF*-16
								1-1/16"	FF*-17
								1-1/8"	FF*-18
								1-3/16"	FF*-19
								1-1/4"	FF*-20
								1-5/16"	FF*-21
								1-3/8"	FF*-22
								1-7/16"	FF*-23
								1-1/2"	FF*-24
								1-9/16"	FF*-25
								1-5/8"	FF*-26
								1-11/16"	FF*-27
								1-3/4"	FF*-28
<i>MOST COMMON STAINLESS STEEL MOUNTS</i>									

***ANY SHAFT SIZE IS AVAILABLE UP TO THE MAXIMUM LISTED SIZE FOR EACH MOUNT

**PLEASE SPECIFY BEARING MATERIAL

**See page 124 to complete part number

**For two piece sphere, add suffix -TP before completing part number



POBCO ParaMount® Circular Center Flanges

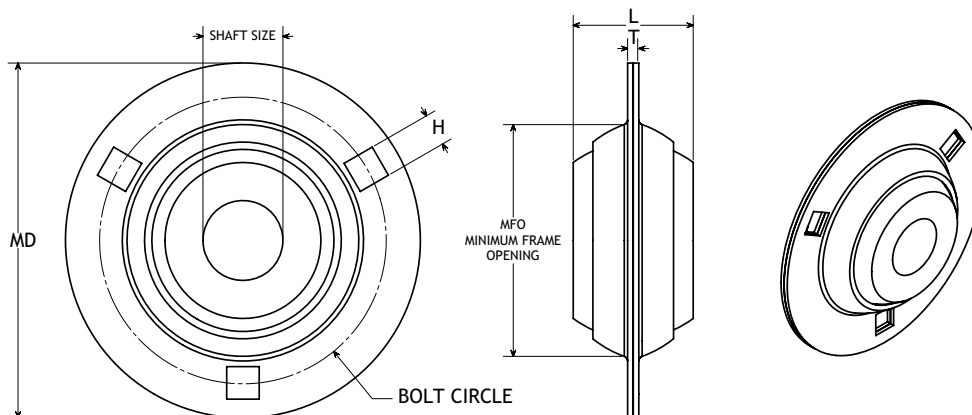
Inner Spherical Bearings are available in a variety of POBCO Plastics including UHMW, Plus (Food Grade Lube-filled UHMW), Nylon, and POBCO-B Wood Bearing Material.

Housing Materials

- Zinc Plated Steel (standard)
- 304 Stainless Steel (add "SS" to end of part #)
only available where indicated

These mounting dimensions are the same as similar mounts manufactured by many major producers of anti-friction and direct journal contact bearings.

SPHERE	BOLT CIRCLE	MD	L	MFO	H****	T	SHAFT SIZE***	PART NUMBER**	
40 mm (1.575")	2-1/2"	3-3/16"	1-1/8"	1-15/16"	9/32" Square 3 Holes	.150"	1/2" 9/16" 5/8" 11/16" 7/8"	3CF40*-08 3CF40*-09 3CF40*-10 3CF40*-11 3CF40*-14	
47 mm (1.850")	2-13/16"	3-9/16"	1-1/4"	2-3/16"	11/32" Square 3 Holes	.166"	3/4" 1"	3CF47*-12 3CF47*-16	
52 mm (2.0470")	3"	3-3/4"	1-1/2"	2-3/8"	11/32" Square 3 Holes	.166"	3/4" 7/8" 15/16" 1" 1-1/8"	3CF52*-12 3CF52*-14 3CF52*-15 3CF52*-16 3CF52*-18	
62 mm (2.441")	3-9/16"	4-7/16"	1-3/4"	2-13/16"	13/32" Square 3 Holes	.208"	1"	3CF62*-16	
							1-1/8"	3CF62*-18	
<i>MOST COMMON STAINLESS STEEL MOUNTS</i>								1-3/16"	3CF62*-19
								1-1/4"	3CF62*-20
								1-1/2"	3CF62*-24
72 mm (2.835")	3-15/16"	4-13/16"	1-3/4"	3-3/16"	13/32" Square 3 Holes	.208"	1-1/4" 1-5/16" 1-3/8" 1-7/16" 1-3/4"	3CF72*-20 3CF72*-21 3CF72*-22 3CF72*-23 3CF72*-28	
80 mm (3.150")	4-11/16"	5-13/16"	2"	3-9/16"	17/32" Square 4 Holes	.268"	1-1/2" 1-9/16" 1-7/8"	4CF80*-24 4CF80*-25 4CF80*-30	
85 mm (3.346")	4-3/4"	5-7/8"	2"	3-13/16"	17/32" Square 4 Holes	.268"	1-5/8" 1-11/16" 1-3/4" 2"	4CF85*-26 4CF85*-27 4CF85*-28 4CF85*-32	
90 mm (3.543")	5"	6-1/8"	2"	4"	17/32" Square 4 Holes	.298"	1-13/16" 1-7/8" 1-15/16" 2-1/4"	4CF90*-29 4CF90*-30 4CF90*-31 4CF90*-36	
100 mm (3.937")	5-7/16"	6-9/16"	2"	2"	17/32" Square 4 Holes	.298"	2"	4CF100*-32	
							2-1/8"	4CF100*-34	
							2-3/16"	4CF100*-35	
							2-1/4"	4CF100*-36	
							2-7/16"	4CF100*-39	
							2-1/2"	4CF100*-40	
							2-11/16"	4CF100*-43	
							2-7/8"	4CF100*-46	
							2-15/16"	4CF100*-47	
3"	4CF100*-48								



***ANY SHAFT SIZE AVAILABLE UP TO THE MAXIMUM LISTED SIZE FOR EACH MOUNT
 **PLEASE SPECIFY BEARING MATERIAL
 **See page 124 to complete part number

**For two piece sphere, add suffix -TP before completing part number
 ****All holes equally spaced

POBCO Trimount® Circular Center Flanges

Inner Spherical Bearings are available in a variety of POBCO Plastics including UHMW, Plus (Food Grade Lube-filled UHMW), Nylon, and POBCO-B Wood Bearing Material.

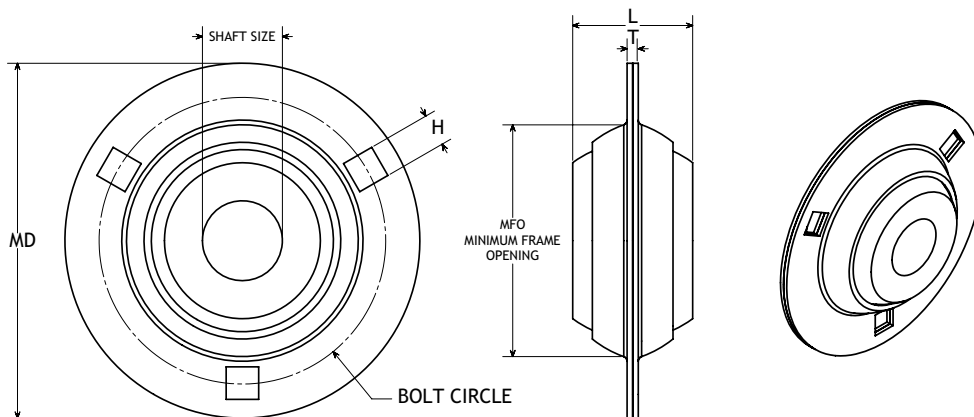
Housing Materials

- Zinc Plated Steel (standard)
- 304 Stainless Steel (add "SS" to end of part #)
only available where indicated

These mounting dimensions are the same as similar mounts manufactured by many major producers of anti-friction and direct journal contact bearings.

^Indicates Most Common Stainless Steel Mounts

SPHERE	BOLT CIRCLE	MD	L	MFO	H****	T	SHAFT SIZE***	PART NUMBER**
1" Sphere Light Duty Mount	1-3/4"	2-3/8"	1/2"	1-1/4"	17/64" Dia. 2 Holes	1/8"	1/4"	CK*-04 CK*-05 CK*-06 CK*-07 CK*-08 CK*-09 CK*-10
							5/16"	
<i>(AVAILABLE WITH MOLDED NYLON INSERTS)</i>								
1-11/16" Sphere Medium Duty Mount	2-3/4"	3-1/2"	1-1/4"	2"	9/32" Dia. 3 Holes	1/8"	1/2"	CB*-08 CB*-09 CB*-10 CB*-11 CB*-12 CB*-13 CB*-14 CB*-15 CB*-16
							9/16"	
							5/8"	
							11/16"	
							3/4"	
							13/16"	
							7/8"	
							15/16"	
							1"	
2" Sphere Medium Duty Mount	3"	3-3/4"	1-1/2"	2-3/8"	11/32" Dia. Square 3 Holes	5/32"	3/4"	EE*-12 EE*-13 EE*-14 EE*-15 EE*-16 EE*-17 EE*-18 EE*-19 EE*-20
							13/16"	
							7/8"	
							15/16"	
							1"	
							1-1/16"	
							1-1/8"	
							1-3/16"	
							1-1/4"	
							<i>MOST COMMON STAINLESS STEEL MOUNTS</i>	
2-1/2" Sphere Heavy Duty Mount	3-9/16"	4-7/16"	1-3/4"	2-7/8"	13/32" Dia. Square 3 Holes	5/32"	1"	EF*-16 EF*-17 EF*-16 EF*-19 EF*-20 EF*-21 EF*-22 EF*-23 EF*-24 EF*-25 EF*-26 EF*-27 EF*-28
							1-1/16"	
							1-1/8"	
							1-3/16"	
							1-1/4"	
							1-5/16"	
							1-3/8"	
			1-7/16"					
			1-1/2"					
			1-9/16"					
			1-5/8"					
			1-11/16"					
			1-3/4"					



***ANY SHAFT SIZE AVAILABLE UP TO THE MAXIMUM LISTED SIZE FOR EACH MOUNT

**PLEASE SPECIFY BEARING MATERIAL

**See page 124 to complete part number

**For two piece sphere, add suffix -TP before completing part number

****All holes equally spaced

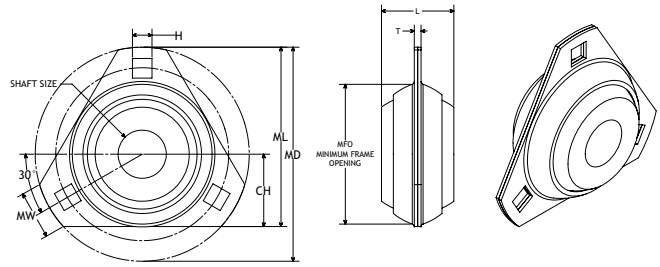
POBCO ParaMount® Triangular Center Flanges

Inner Spherical Bearings are available in a variety of POBCO Plastics including UHMW, Plus (Food Grade Lube-filled UHMW), Nylon, and POBCO-B Wood Bearing Material.

Housing Materials

- Zinc Plated Steel (standard)
- 304 Stainless Steel (add "SS" to end of part #) only available where indicated

These mounting dimensions are the same as similar mounts manufactured by many major producers of anti-friction and direct journal contact bearings.



SPHERE	BOLT CIRCLE	MD	L	CH	ML	MW	MFO	H	T	SHAFT SIZE***	PART NUMBER**
40 mm (1.575")	2-1/2"	3-3/16"	1-1/8"	1-1/8"	2-23/32"	13/16"	1-15/16"	9/32" Square	.150"	1/2"	TCF40*-08 TCF40*-09 TCF40*-10 TCF40*-11 TCF40*-14
										9/16"	
<i>MOST COMMON STAINLESS STEEL MOUNTS</i>											
5/8"	11/16"	7/8"									
1-1/16"	7/8"										
1-1/8"											
47 mm (1.850")	2-13/16"	3-9/16"	1-1/4"	1-5/16"	3"	1-1/16"	2-3/16"	11/32" Square	.166"	3/4" 1"	TCF47*-12 TCF47*-16
52 mm (2.0470")	3"	3-3/4"	1-1/2"	1-3/8"	3-1/8"	1-3/32"	2-3/8"	11/32" Square	.166"	3/4"	TCF52*-12 TCF52*-14 TCF52*-15 TCF52*-16 TCF52*-18
										7/8"	
<i>MOST COMMON STAINLESS STEEL MOUNTS</i>											
15/16"	1"										
1-1/8"											
1-1/8"											
62 mm (2.441")	3-9/16"	4-7/16"	1-3/4"	1-1/2"	3-11/16"	1"	2-13/16"	13/32" Square	.208"	1" 1-1/8" 1-3/16" 1-1/4" 1-1/2"	TCF62*-16 TCF62*-18 TCF62*-19 TCF62*-20 TCF62*-24
72 mm (2.835")	3-15/16"	5"	1-3/4"	1-3/4"	4-5/32"	1-17/64"	3-3/16"	13/32" Square	.208"	1-1/4"	TCF72*-20 TCF72*-21 TCF72*-22 TCF72*-23 TCF72*-30
										1-5/16"	
										1-3/8"	
										1-7/16"	
										1-7/8"	

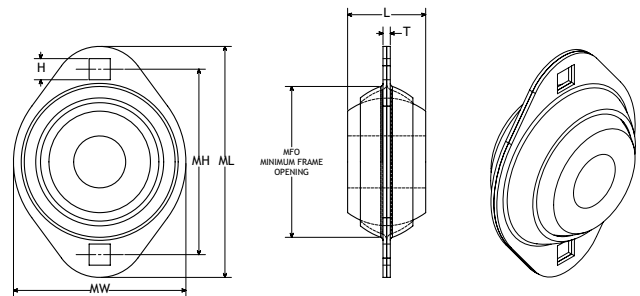
Paramount 2-Bolt Center Flanges

Inner Spherical Bearings are available in a variety of POBCO Plastics including UHMW, Plus (Food Grade Lube-filled UHMW), Nylon, and POBCO-B Wood Bearing Material.

Housing Materials

- Zinc Plated Steel (standard)
- 304 Stainless Steel (add "SS" to end of part #) only available where indicated

These mounting dimensions are the same as similar mounts manufactured by many major producers of anti-friction and direct journal contact bearings.

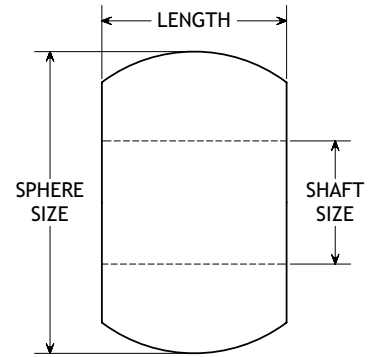


SPHERE	MH	ML	MW	L	MFO	H	T	SHAFT SIZE***	PART NUMBER**	
40 mm (1.575")	2-1/2"	3-3/16"	2-5/16"	1-1/8"	1-15/16"	9/32" Square	.150"	1/2"	2CF40*-08 2CF40*-09 2CF40*-10 2CF40*-11 2CF40*-14	
								9/16"		
<i>MOST COMMON STAINLESS STEEL MOUNTS</i>										
5/8"	11/16"	7/8"								
1-1/16"	7/8"									
1-1/8"										
47 mm (1.850")	2-13/16"	3-9/16"	2-5/8"	1-1/4"	2-3/16"	11/32"	.166"	3/4" 1"	2CF47*-12 2CF47*-16	
52 mm (2.0470")	3"	3-3/4"	2-51/64"	1-1/2"	2-3/8"	11/32" Square	.166"	3/4"	2CF52*-12 2CF52*-14 2CF52*-15 2CF52*-16 2CF52*-18	
								7/8"		
<i>MOST COMMON STAINLESS STEEL MOUNTS</i>										
15/16"	1"									
1-1/8"										
1-1/8"										
62 mm (2.441")	3-9/16"	4-7/16"	3-5/16"	1-3/4"	2-13/16"	13/32" Square	.208"	1" 1-1/8" 1-3/16" 1-1/4" 1-1/2"	2CF62*-16 2CF62*-18 2CF62*-19 2CF62*-20 2CF62*-24	
72 mm (2.835")	3-15/16"	4-15/16"	3-11/16"	1-3/4"	3-3/16"	13/32" Square	.208"	1-1/4"	2CF72*-20 2CF72*-21 2CF72*-22 2CF72*-23 2CF72*-28	
								1-5/16"		
								1-3/8"		
								1-7/16"		
								1-3/4"		

POBCO Spherical Bearings

Available in a variety of POBCO Plastics, including UHMW, Plus (Food Grade Lubefilled UHMW), Nylon, and POBCO-B Wood Bearing Material.

POBCO self-aligning spherical bearings are available for any bearing housing having a spherical inside diameter. They are used for new installations or as replacements for other spherical bearings, including bronze, plastic, carbon, wood or ball bearings. Dimensional details or a sample of the original bearing being replaced should be furnished. Special designs, such as spheres with shoulders or reliefs, can be furnished for your housings. POBCO spherical bearings offer the added option of being available in two piece construction (TP).



(Common spherical bearings are listed in the tables)

For Tri-Mount Housings (Inch Spheres)

SPHERE	LENGTH	SHAFT**	PART NO.**
1"	1/2"	1/4	TSB*-041608
		5/16	TSB*-051608
		3/8	TSB*-061608
		7/16	TSB*-071608
		1/2	TSB*-081608
		9/16	TSB*-091608
		5/8	TSB*-101608
1-3/16"	3/4"	1/2	TSB*-081912
		9/16	TSB*-091912
		5/8	TSB*-101912
		11/16	TSB*-111912
1-11/16"	1-1/4"	3/4	TSB*-121912
		1/2	TSB*-082720
		9/16	TSB*-092720
		5/8	TSB*-102720
		11/16	TSB*-112720
		3/4	TSB*-122720
		13/16	TSB*-132720
2"	1-1/2"	7/8	TSB*-142720
		15/16	TSB*-152720
		1	TSB*-162720
		1-1/16	TSB*-173224
		1-1/8	TSB*-183224
	1-3/8"	1-3/16	TSB*-193222
		1-1/4	TSB*-203222
		1	TSB*-164024
		1-1/16	TSB*-174024
		1-1/8	TSB*-184024
2-1/2"	1-1/2" and 1-3/4"	1-3/16	TSB*-194024
		1-1/4	TSB*-204024
		1-5/16	TSB*-214024
		1-3/8	TSB*-224024
		1-7/16	TSB*-234024
	2"	1-1/2	TSB*-244024
		1-9/16	TSB*-254024
		1-5/8	TSB*-264024
		1-11/16	TSB*-274024
		1-3/4	TSB*-284024
3-1/4"	2"	1-1/2	TSB*-245232
		1-5/8	TSB*-265232
		1-11/16	TSB*-275232
		1-3/4	TSB*-285232
		1-15/16	TSB*-315232
	1-3/4"	2	TSB*-325232
		2-1/8	TSB*-345232
		2-3/16	TSB*-355232
		2-1/4	TSB*-365232
		2-7/16	TSB*-395228
	2-1/2	TSB*-405228	

For ParaMount Housings (Metric Spheres)

SPHERE	LENGTH	SHAFT**	PART NO.**
40mm (1.575")	1-1/8	1/2	PSB*-084018
		9/16	PSB*-094018
		5/8	PSB*-104018
47mm (1.850")	1-1/4	11/16	PSB*-114018
		7/8	PSB*-144018
		3/4	PSB*-124720
52mm (2.047")	1-1/2	1	PSB*-164720
		3/4	PSB*-125224
		7/8	PSB*-145224
62mm (2.441")	1-3/4	15/16	PSB*-155224
		1	PSB*-165224
		1-1/8	PSB*-185224
		1-3/16	PSB*-196228
		1-1/4	PSB*-206228
72mm (2.835")	1-3/4	1-1/2	PSB*-246228
		1-1/4	PSB*-207228
		1-15/16	PSB*-217228
		1-3/8	PSB*-227228
		1-7/16	PSB*-237228
	1-5/8	1-1/2	PSB*-247228
		1-9/16	PSB*-257228
		1-5/8	PSB*-267228
		1-11/16	PSB*-277228
		1-3/4	PSB*-287228
80mm (3.150")	2	1-13/16	PSB*-297228
		1-7/8	PSB*-307228
		1-15/16	PSB*-317226
85mm (3.346")	2	2	PSB*-327226
		1-1/2	PSB*-248032
		1-9/16	PSB*-258032
90mm (3.543")	2	1-7/8	PSB*-308032
		1-11/16	PSB*-268532
		1-3/4	PSB*-278532
100mm (3.937")	2	2	PSB*-288532
		2	PSB*-299032
		2	PSB*-309032
		1-15/16	PSB*-319032
		2-1/4	PSB*-328532
		2	PSB*-3210032
		2-1/8	PSB*-3410032
		2-3/16	PSB*-3510032
		2-1/4	PSB*-3610032
		2-7/16	PSB*-3910032
		2-1/2	PSB*-4010032
		2-11/16	PSB*-4310032
		2-7/8	PSB*-4610032
2-15/16	PSB*-4710032		
3	PSB*-4810032		

*** Please Specify Bearing Material | *** ANY SHAFT SIZE IS AVAILABLE UP TO THE MAXIMUM LISTED SIZE FOR EACH SIZE SPHERE | ***See page 124 to complete part number | ***For two piece sphere, add suffix -TP before completing part number

POBCO Sanitary Mounts

Medium and Heavy Duty

White Thermoplastic Housing with 440C stainless steel bearing is made of corrosion resistant materials. The medium duty inserts are POBCO Plus (lube-filled UHMW). All components including grease are USDA and FDA compliant materials. Mounts are ideal in many applications including food processing, bottling, and material handling. The Heavy Duty is provided with 2 set screws and lube fitting. The backs of these Mounts are Solid Plastic to help prevent bacteria growth.

Pillow Block

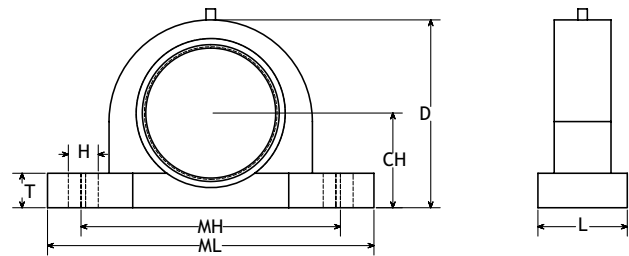
HEAVY DUTY STAINLESS STEEL INSERT	MEDIUM DUTY PLASTIC INSERT	SERIES	SHAFT DIAMETER	CH	MH	ML	D	L	HOLES (H)	T
PSSPB12	PPPB12	204	3/4"	1.31"	3.75"	5.00"	2.53"	1.50"	.50" x .75"	.50"
PSSPB16	PPPB16	205	1"	1.44"	4.13"	5.50"	2.78"	1.50"	.50" x .75"	.50"
PSSPB19	PPPB19	206	1-3/16"	1.69"	4.75"	6.50"	3.31"	1.88"	.56" x .75"	.59"
PSSPB20	PPPB20	206	1-1/4"	1.69"	4.75"	6.50"	3.31"	1.88"	.56" x .75"	.59"
PSSPB20L	PPPB20L	207	1-1/4"	1.81"	5.13"	6.63"	3.75"	1.88"	.59" X .72"	.63"
PSSPB23	PPPB23	207	1-7/16"	1.81"	5.13"	6.63"	3.75"	1.88"	.59" X .72"	.63"
PSSPB24	PPPB24	208	1-1/2"	1.94"	5.41"	7.25"	3.84"	2.13"	.56" x .69"	.66"



HEAVY DUTY



MEDIUM DUTY



2 Bolt Side Flange

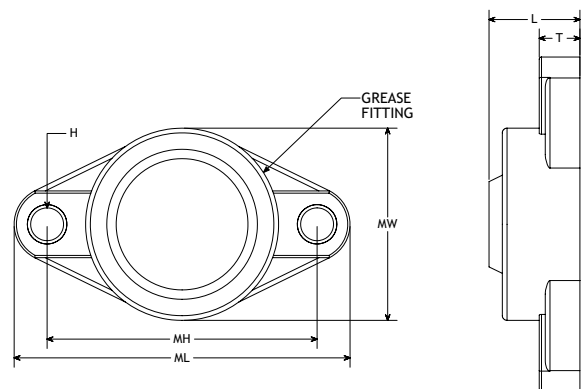
HEAVY DUTY STAINLESS STEEL INSERT	MEDIUM DUTY PLASTIC INSERT	SERIES	SHAFT DIAMETER	MH	ML	MW	L	T	HOLES (H)
PSS2FM12	PP2FM12	204	3/4"	3.55"	4.44"	2.38"	1.31"	.44"	.47"
PSS2FM16	PP2FM16	205	1"	3.89"	5.13"	2.69"	1.47"	.50"	.44"
PSS2FM19	PP2FM19	206	1-3/16"	4.61"	5.81"	3.16"	1.59"	.50"	.44"
PSS2FM20	PP2FM20	206	1-1/4"	4.61"	5.81"	3.16"	1.59"	.50"	.44"
PSS2FM20L	PP2FM20L	207	1-1/4"	5.13"	6.38"	3.56"	1.75"	.63"	.50"
PSS2FM23	PP2FM23	207	1-7/16"	5.13"	6.38"	3.56"	1.75"	.63"	.50"
PSS2FM24	PP2FM24	208	1-1/2"	5.69"	6.94"	3.81"	1.88"	.75"	.56"



HEAVY DUTY



MEDIUM DUTY



POBCO Sanitary Mounts

Medium and Heavy Duty

White Thermoplastic Housing with 440C stainless steel bearing is made of corrosion resistant materials. The medium duty inserts are POBCO Plus (lube-filled UHMW). All components including grease are USDA and FDA compliant materials. Mounts are ideal in many applications including food processing, bottling, and material handling. The Heavy Duty is provided with 2 set screws and lube fitting. The backs of these Mounts are Solid Plastic to help prevent bacteria growth.

3 Bolt Side Flange

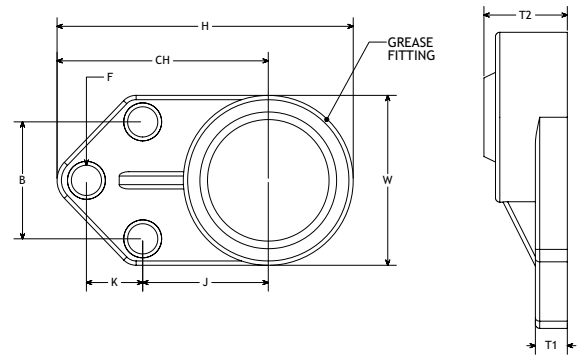
HEAVY DUTY STAINLESS STEEL INSERT	MEDIUM DUTY PLASTIC INSERT	SERIES	SHAFT DIAMETER	H	CH	W	B	K	J	T1	T2	HOLE (F)
PSS3FM12	PP3FM12	204	3/4"	4.31"	3.13"	2.44"	1.50"	1.00"	1.69"	.50"	1.38"	.44"
PSS3FM16	PP3FM16	205	1"	4.75"	3.50"	2.75"	1.63"	1.19"	1.81"	.50"	1.63"	.44"
PSS3FM19	PP3FM19	206	1-3/16"	5.50"	3.88"	3.25"	1.88"	1.25"	2.06"	.50"	1.63"	.44"
PSS3FM20	PP3FM20	206	1-1/4"	5.50"	3.88"	3.25"	1.88"	1.25"	2.06"	.50"	1.63"	.44"
PSS3FM20L	PP3FM20L	207	1-1/4"	6.13"	4.25"	3.75"	2.00"	1.31"	2.38"	.59"	1.88"	.44"
PSS3FM23	PP3FM23	207	1-7/16"	6.13"	4.25"	3.75"	2.00"	1.31"	2.38"	.59"	1.88"	.44"



HEAVY DUTY



MEDIUM DUTY




4 Bolt Side Flange

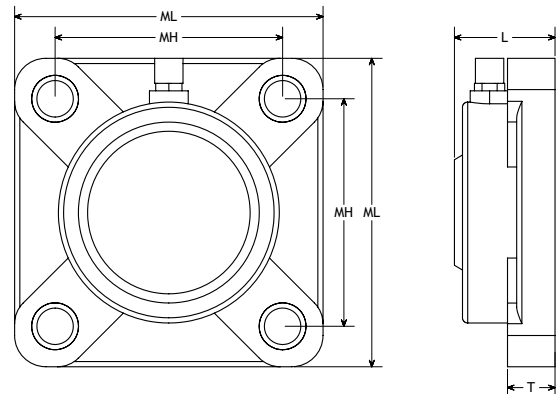
HEAVY DUTY STAINLESS STEEL INSERT	MEDIUM DUTY PLASTIC INSERT	SERIES	SHAFT DIAMETER	MH	ML	L	T	HOLES
PSS4FM12	PP4FM12	204	3/4"	2.52"	3.38"	1.31"	.47"	.47"
PSS4FM16	PP4FM16	205	1"	2.75"	3.75"	1.41"	.56"	.47"
PSS4FM19	PP4FM19	206	1-3/16"	3.27"	4.25"	1.59"	.56"	.47"
PSS4FM20	PP4FM20	206	1-1/4"	3.27"	4.25"	1.59"	.56"	.47"
PSS4FM20L	PP4FM20L	207	1-1/4"	3.63"	4.59"	1.75"	.63"	.55"
PSS4FM23	PP4FM23	207	1-7/16"	3.63"	4.59"	1.75"	.63"	.55"
PSS4FM24	PP4FM24	208	1-1/2"	4.02"	5.13"	2.00"	.63"	.56"



HEAVY DUTY



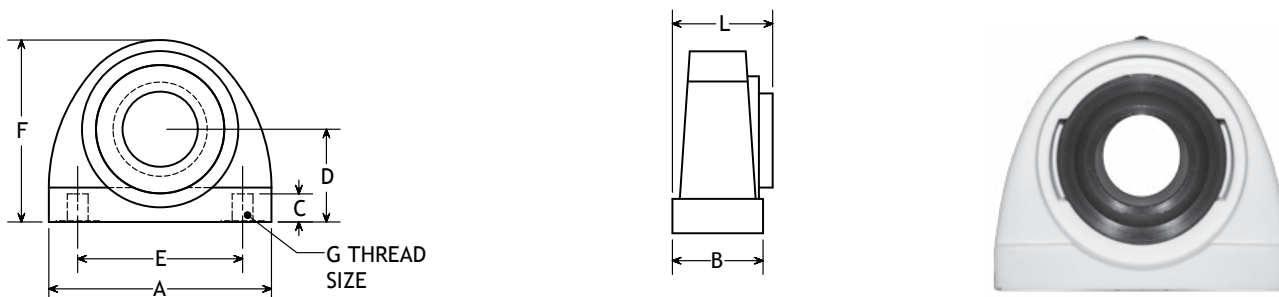
MEDIUM DUTY



POBCO Sanitary Mounts

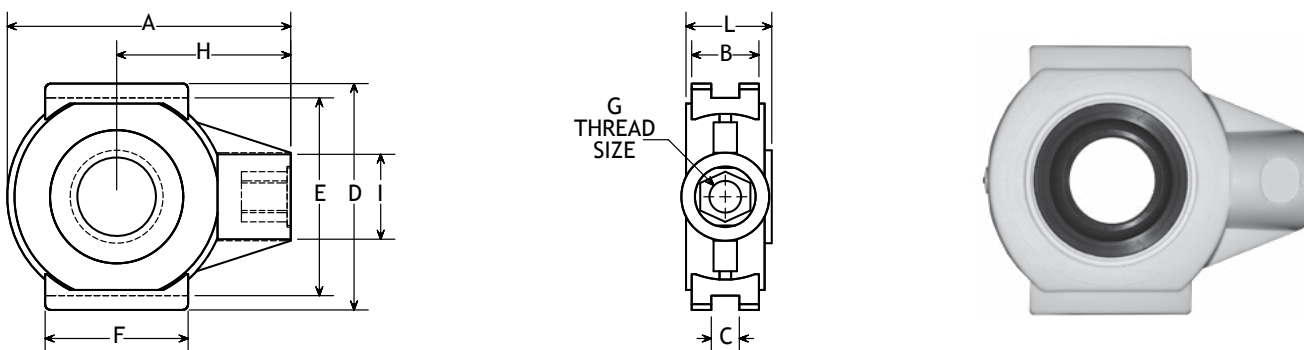
Medium and Heavy Duty

White Thermoplastic Housing with 440C stainless steel bearing is made of corrosion resistant materials. The medium duty inserts are POBCO Plus (lube-filled UHMW). All components including grease are USDA and FDA compliant materials. Mounts are ideal in many applications including food processing, bottling, and material handling. The Heavy Duty is provided with 2 set screws and lube fitting. The backs of these Mounts are Solid Plastic to help prevent bacteria growth.



Tapped Base

HEAVY DUTY STAINLESS STEEL INSERT	MEDIUM DUTY PLASTIC INSERT	SERIES	SHAFT DIAMETER	A	B	C	D	E	F	G	L
PSSTAP12	PPTAP12	204	3/4"	2.87	1.36	0.39	1.13	2.00	2.60	3/8 - 16	1.40
PSSTAP16	PPTAP16	205	1"	3.00	1.56	0.51	1.43	2.00	2.89	3/8 - 16	1.56
PSSTAP19	PPTAP19	206	1-3/16"	3.98	1.67	0.51	1.68	3.00	3.31	7/16 - 14	1.71
PSSTAP20	PPTAP20	206	1-1/4"	3.98	1.67	0.51	1.68	3.00	3.31	7/16 - 14	1.71

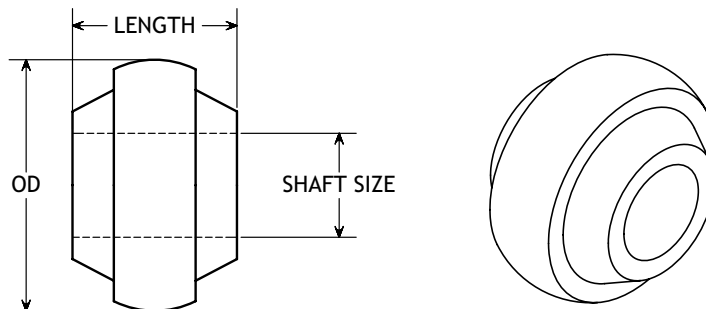


Take-Up Unit

HEAVY DUTY STAINLESS STEEL INSERT	MEDIUM DUTY PLASTIC INSERT	SERIES	SHAFT DIAMETER	A	B	C	D	E	F	H	I	G	L
PSSTAKE12	PPTAKE12	204	3/4"	3.90	1.08	0.47	3.46	2.99	1.85	2.52	1.42	1/2 - 13	1.22
PSSTAKE16	PPTAKE16	205	1"	3.90	1.08	0.47	3.46	2.99	1.85	2.52	1.42	1/2 - 13	1.34
PSSTAKE19	PPTAKE19	206	1-3/16"	4.92	1.36	0.47	4.02	3.50	2.48	2.99	1.57	5/8 - 11	1.50
PSSTAKE20	PPTAKE20	206	1-1/4"	4.92	1.36	0.47	4.02	3.50	2.48	2.99	1.57	5/8 - 11	1.50

POBCO Shoulder Relief Spherical Bearings

For Use in Standard Metal and Thermoplastic Housings



PLUS PART NO.	NYWEAR PART NUMBER	POBLON PART NUMBER	SHAFT	FIT SERIES	O.D. SPHERE	LENGTH
SBP0840mm14SR	SBNW0840mm14SR	SBTM0840mm14SR	1/2"	-	1.575"	0.875"
SBP1040mm14SR	SBNW1040mm14SR	SBTM1040mm14SR	5/8"	-	1.575"	0.875"
SBP1247mm20SR	SBNW1247mm20SR	SBTM1247mm20SR	3/4"	204	1.850"	1.250"
SBP1452mm20SR	SBNW1452mm20SR	SBTM1452mm20SR	7/8"	205	2.047"	1.250"
SBP1652mm20SR	SBNW1652mm20SR	SBTM1652mm20SR	1"	205	2.047"	1.250"
SBP1962mm22SR	SBNW1962mm22SR	SBTM1962mm22SR	1-3/16"	206	2.441"	1.375"
SBP2062mm22SR	SBNW2062mm22SR	SBTM2062mm22SR	1-1/4"	206	2.441"	1.375"
SBP2072mm24SR	SBNW2072mm24SR	SBTM2072mm24SR	1-1/4"	207	2.835"	1.500"
SBP2372mm24SR	SBNW2372mm24SR	SBTM2372mm24SR	1-7/16"	207	2.835"	1.500"
SBP2480mm24SR	SBNW2480mm24SR	SBTM2480mm24SR	1-1/2"	208	3.150"	1.500"
SBP2885mm24SR	SBNW2885mm24SR	SBTM2885mm24SR	1-3/4"	209	3.346"	1.732"
SBP3090mm24SR	SBNW3090mm24SR	SBTM3090mm24SR	1-7/8"	210	3.543"	1.732"
SBP3190mm24SR	SBNW3190mm24SR	SBTM3190mm24SR	1-15/16"	210	3.543"	1.732"
SBP32100mm24SR	SBNW32100mm24SR	SBTM32100mm24SR	2"	211	3.937"	1.968"
SBP39110mm28SR	SBNW39110mm28SR	SBTM39110mm28SR	2-7/16"	212	4.330"	2.126"

*PLEASE SPECIFY BEARING INSERT MATERIAL SR = SHOULDER RELIEF

Information

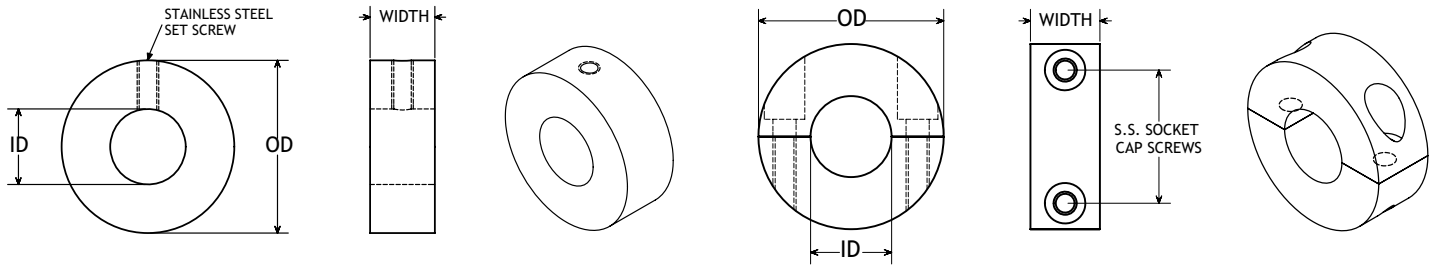
- Plus (Lube-filled UHMW)
- Nywear (Lube-filled Nylon)
- POBLON (High-temp PTFE Blend)

POBCO Shoulder Relief Spherical Bearings are excellent alternatives to ball bearing units when environments are dirty and corrosive resulting in premature failure of ball bearing units.

POBCO Plus is an economical material choice, providing low friction surface, and also complies with USDA and FDA regulations. For higher loads, consider POBCO Nywear in the natural food grade color. Applications requiring high temperature or extreme chemical resistance are more suitable for POBCO PTFE, and POBCO POBLON.

POBCO Nylon Locking Collars

Also available in other Plastic & Hardwood Materials & Steel/Stainless Steel



ONE PIECE SHAFT COLLAR

NYLON PART NO.**	I.D. INCHES	O.D. INCHES	WIDTH INCHES	SET SCREW
LCN041207	1/4"	3/4"	7/16"	10-24 x 1/4"
LCN051607	5/16"	1"	7/16"	10-24 x 1/4"
LCN061607	3/8"	1"	7/16"	10-24 x 1/4"
LCN071407	7/16"	7/8"	7/16"	1/4-20 x 1/4"
LCN081607	1/2"	1"	7/16"	1/4-20 x 1/4"
LCN081807*	1/2"	1-1/8"	7/16"	1/4-20 x 1/4"
LCN091808	9/16"	1-1/8"	1/2"	1/4-20 x 1/4"
LCN101808	5/8"	1-1/8"	1/2"	5/16-18 x 1/4"
LCN122009	3/4"	1-1/4"	9/16"	5/16-18 x 1/4"
LCN142409	7/8"	1-1/2"	9/16"	5/16-18 x 5/16"
LCN162610	1"	1-5/8"	5/8"	5/16-18 x 5/16"
LCN193211	1-13/16"	2"	11/16"	3/8-16 x 3/8"
LCN203211	1-1/4"	2"	11/16"	3/8-16 x 3/8"
LCN223412	1-3/8"	2-1/8"	3/4"	3/8-16 x 3/8"
LCN233612	1-7/16"	2-1/4"	3/4"	3/8-16 x 3/8"
LCN243612	1-1/2"	2-1/4"	3/4"	3/8-16 x 3/8"
LCN264013	1-5/8"	2-1/2"	13/16"	3/8-16 x 3/8"
LCN284414	1-3/4"	2-3/4"	7/8"	1/2-13 x 1/2"
LCN304414	1-7/8"	2-3/4"	7/8"	1/2-13 x 1/2"
LCN314814	1-15/16"	3"	7/8"	1/2-13 x 1/2"
LCN324814	2"	3"	7/8"	1/2-13 x 1/2"
LCN355215	2-3/16"	3-1/4"	15/16"	1/2-13 x 1/2"
LCN365215	2-1/4"	3-1/4"	15/16"	1/2-13 x 1/2"
LCN395616	2-7/16"	3-1/2"	1"	1/2-13 x 1/2"
LCN405616	2-1/2"	3-1/2"	1"	1/2-13 x 1/2"
LCN446016	2-3/4"	3-3/4"	1"	1/2-13 x 1/2"
LCN486818	3"	4-1/4"	1-1/8"	1/2-13 x 5/8"
LCN527218	3-1/4"	4-1/2"	1-1/8"	1/2-13 x 5/8"
LCN567618	3-1/2"	4-3/4"	1-1/8"	1/2-13 x 5/8"
LCN608018	3-3/4"	5"	1-1/8"	1/2-13 x 5/8"
LCN648418	4"	5-1/4"	1-1/8"	1/2-13 x 5/8"

*Black Nylon

TWO PIECE SHAFT COLLAR

NYLON PART NO.**	I.D. INCHES	O.D. INCHES	WIDTH INCHES	SOCKET CAP SCREW SIZE
LCN041606TP	1/4"	1"	3/8"	6-32
LCN051606TP	5/16"	1"	3/8"	6-32
LCN062008TP	3/8"	1-1/4"	1/2"	6-32
LCN072008TP	7/16"	1-1/4"	1/2"	6-32
LCN082209TP	1/2"	1-3/8"	9/16"	8-32
LCN092209TP	9/16"	1-3/8"	9/16"	8-32
LCN102610TP	5/8"	1-5/8"	5/8"	10-32
LCN122810TP	3/4"	1-3/4"	5/8"	10-32
LCN143212TP	7/8"	2"	3/4"	10-32
LCN163412TP	1"	2-1/8"	3/4"	1/4-20
LCN163412TPSQ	1" Square	2-1/8"	3/4"	1/4-20
LCN193712TP	1-3/16"	2-5/16"	3/4"	1/4-20
LCN203812TP	1-1/4"	2-3/8"	3/4"	1/4-20
LCN203812TPQ	1-1/4" Square	2-3/8"	3/4"	1/4-20
LCN224012TP	1-3/8"	2-1/2"	3/4"	1/4-20
LCN234212TP	1-7/16"	2-5/8"	3/4"	1/4-20
LCN244212TP	1-1/2"	2-5/8"	3/4"	1/4-20
LCN244212TPQ	1-1/2" Square	2-5/8"	3/4"	1/4-20
LCN264815TP	1-5/8"	3"	15/16"	5/16-18
LCN285015TP	1-3/4"	3-1/8"	15/16"	5/16-18
LCN305215TP	1-7/8"	3-1/4"	15/16"	5/16-18
LCN315215TP	1-15/16"	3-1/4"	15/16"	5/16-18
LCN325415TP	2"	3-3/8"	15/16"	5/16-18
LCN355815TP	2-3/16"	3-5/8"	15/16"	5/16-18
LCN365815TP	2-1/4"	3-5/8"	15/16"	5/16-18
LCN396618TP	2-7/16"	4-1/8"	1-1/8"	3/8-16
LCN406618TP	2-1/2"	4-1/8"	1-1/8"	3/8-16
LCN447018TP	2-3/4"	4-3/8"	1-1/8"	3/8-16
LCN487218TP	3"	4-1/2"	1-1/8"	3/8-16
LCN527618TP	3-1/4"	4-3/4"	1-1/8"	3/8-16
LCN568018TP	3-1/2"	5"	1-1/8"	3/8-16
LCN608418TP	3-3/4"	5-1/4"	1-1/8"	3/8-16
LCN648818TP	4"	5-1/2"	1-1/8"	3/8-16

PLEASE SPECIFY MATERIAL IF NOT NYLON
- Other sizes available -

POBCO SnapIdle® Chain Tensioner ANSI Standard Roller Chain

Floating Idler utilizes more pulling power of the sprocket and chain while reducing wear on both. The plastic saddle blocks come complete positioned in 304 stainless steel carriers.


POBCO SnapIdle® Chain Tensioners are available in Standard (PSI-ST Series), High Temp. (PSI-HT Series), Extra Heavy (PSI-XH Series), and Single Guide (PSI-SG Series).

CROSS REFERENCE CHART

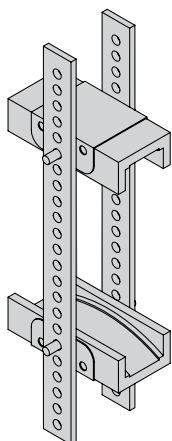
PART NO.	N= Snap Fit Side Straps	
PSI-	ANSI No.	ISO-B BS/DIN No.
#25N	25	
#35N	35	(06B)
#40 or #40N	(25-2, 41, 40, 52)	(08B)
#50 or #50N	(35-2, 50)	(10B, 06B-2)
#60	(40-2, 35-3, 60)	(12B, 08B-2)
#80	(50-2, 35-4, 80)	(16B, 20B, 10B-2)
#100	(60-2, 40-3, 76, 100)	(12B-2, 08B-3)
#120	(80-2, 50-3, 40-4, 120)	(24B, 10B-3)
#140	140	
#160	(50-4, 40-5, 160)	(28B, 32B, 16B-2, 12B-2)
#180	(60-3, 180)	(40B, 20B-2)
#200	(100-2, 60-4, 50-5, 40-6, 200)	
#240	(120-2, 140-2, 80-3, 100-3, 60-5, 50-6, 240)	(24B-2, 28B-2, 32B-2, 16B, 3, 20B-3)
#300	(160-2, 180-2, 200-2, 240-2, 120-3, 140-3, 160-3, 80-4, 100-4, 120-4, 140-4, 80-5, 100-5, 60-6, 80-6, 60-8)	(40B-2, 24B-3, 28B-3, 32B-3)
#400	(200-3, 240-3, 160-4, 200-4, 120-5, 140-5, 160-5, 100-6, 120-6, 140-6, 80-8, 100-8, 180-3, 180-4)	
#500	(240-4, 160-6, 120-8, 140-8, 180-5)	
#600	(180-6, 200-6, 240-5, 160-8)	

To Determine Part Number:

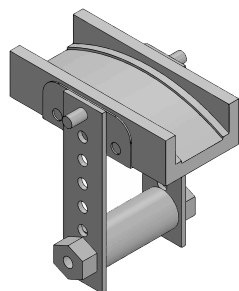
1. For **STANDARD** add ST to end of No. i.e. For #40 Chain - PSI-40-ST
2. For **HIGH TEMP.** add HT to end of No. i.e. For #60 Chain - #PSI-60-HT
3. For **EXTRA HEAVY** add XH to end of No. i.e. For #50 Chain - #PSI-50-XH
4. For **SINGLE GUIDE** add SG1 or SG2 to end of No. i.e. for #60 Chain - #PSI-60-SG1 or #PSI-60-SG2



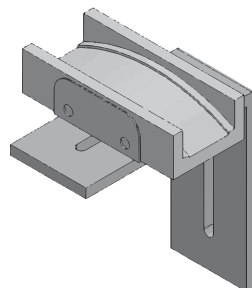
ADDITIONAL ENGINEERING DIMENSIONAL. DATA AVAILABLE AT POBCOPLASTICS.COM.



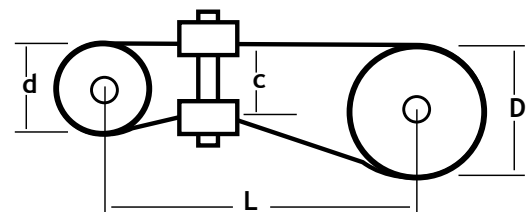
“ST” Standard Series



“SG1” Series



“SG2” Series Fixed Mount

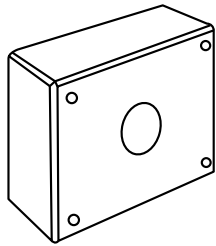


POBCO AllplasticMount® and AllwoodMount® Bearings

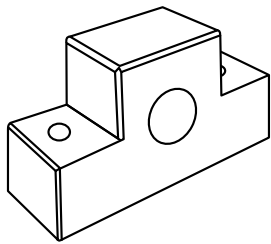


POBCO-B AllwoodMount bearings are custom made from our POBCO-B lubricant-impregnated hardwood. AllwoodMount bearings provide all the advantages inherent in our other lines of wood bearings. The bearings give excellent service, even when subjected to the presence of acids and alkalis or grit and dirt. They work well under wet conditions.

AllplasticMount (available in a variety of plastics) and AllwoodMount bearings can be manufactured to practically any size and shape to meet the overall design and mounting requirements of any given application, whether in pillow block or flange mount design. Mounting dimensions of most metal bearings can be duplicated. Irregular configurations can be machined to meet specific design requirements, a feature not possible with stock conventional bearings which cannot be redesigned or easily altered.



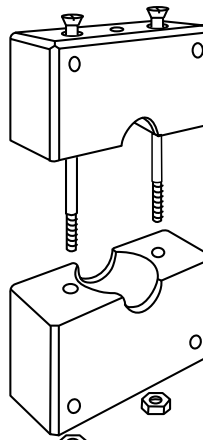
Flange Mount



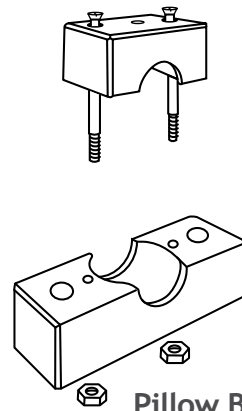
Pillow Block

One Piece

POBCO one piece AllwoodMount and AllplasticMount bearings are furnished with a bored and reamed hole.



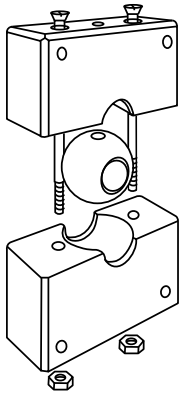
Flange Mount



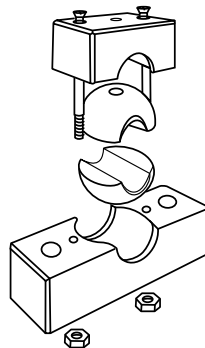
Pillow Block

Two Piece

POBCO two piece AllwoodMount and AllplasticMount bearings are divided at the shaft centerline for ease in assembly where shafts and components are already in position. Corrosion resistant retention bolts and nuts can be furnished.



Flange Mount



Pillow Block

MATERIALS MUST BE SPECIFIED. POBCO LOCKING COLLARS (93) ARE AVAILABLE IN METAL, PLASTIC AND HARDWOOD MATERIALS.

Self Aligning

POBCO two piece AllwoodMount and AllplasticMount bearings are divided at the shaft centerline for ease in assembly where shafts and components are already in position. Corrosion resistant retention bolts and nuts can be furnished.

POBCO AllplasticMount® and AllwoodMount® Bearings

Available in a variety of POBCO Plastics including POBCO UHMW (UHMW), POBCO Plus (Food Grade Fluid Lube-Filled UHMW) and POBCO-B Wood Bearing Material.

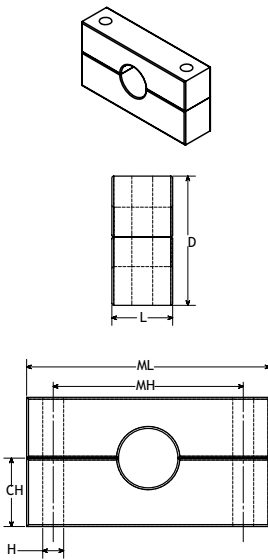
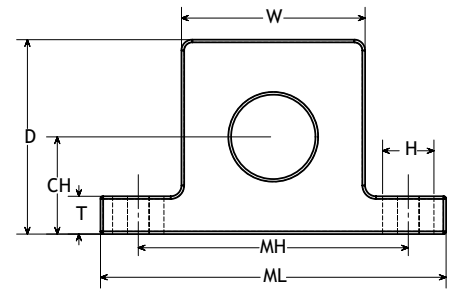
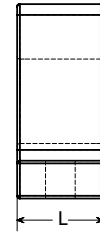
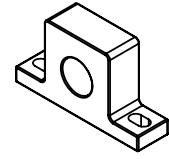
T: 508.791.6376

FAX: 508.791.3247

pobcco@pobccoplastics.com

Pillow Block

PART NO.**	SHAFT SIZE***	CH	MH	D	ML	W	L	T	H
PB*-1954-08	1/2"	1-3/16"	3-3/8"	2-3/16"	4-3/4"	1-3/4"	1-1/2"	5/8"	7/16" x 7/8"
PB*-1954-10	5/8"	1-3/16"	3-3/8"	2-3/16"	4-3/4"	1-3/4"	1-1/2"	5/8"	7/16" x 7/8"
PB*-2160-12	3/4"	1-5/16"	3-3/4"	2-1/2"	5-1/4"	1-7/8"	1-1/2"	5/8"	7/16" x 15/16"
PB*-2364-13	13/16"	1-5/16"	3-3/4"	2-1/2"	5-1/4"	2-1/4"	1-1/2"	5/8"	7/16" x 15/16"
PB*-2364-14	7/8"	1-7/16"	4"	2-3/4"	5-1/2"	2-1/4"	1-1/2"	3/4"	7/16" x 15/16"
PB*-2364-15	15/16"	1-7/16"	4"	2-3/4"	5-1/2"	2-1/4"	1-1/2"	3/4"	7/16" x 15/16"
PB*-2364-16	1"	1-7/16"	4"	2-3/4"	5-1/2"	2-1/4"	1-1/2"	3/4"	7/16" x 15/16"
PB*-2776-17	1-1/16"	1-11/16"	4-3/4"	3-1/4"	6-1/4"	2-3/4"	1-1/2"	7/8"	9/16" x 1-1/16"
PB*-2776-18	1-1/8"	1-11/16"	4-3/4"	3-1/4"	6-1/4"	2-3/4"	1-1/2"	7/8"	9/16" x 1-1/16"
PB*-2776-19	1-3/16"	1-11/16"	4-3/4"	3-1/4"	6-1/4"	2-3/4"	1-1/2"	7/8"	9/16" x 1-1/16"
PB*-3080-20	1-1/4"	1-7/8"	5"	3-5/8"	6-1/2"	2-7/8"	1-3/4"	7/8"	9/16" x 1-1/16"
PB*-3080-22	1-3/8"	1-7/8"	5"	3-5/8"	6-1/2"	2-7/8"	1-3/4"	7/8"	9/16" x 1-1/16"
PB*-3080-23	1-7/16"	1-7/8"	5"	3-5/8"	6-1/2"	2-7/8"	1-3/4"	7/8"	9/16" x 1-1/16"
PB*-3286-24	1-1/2"	2"	5-3/8"	4"	7"	3-3/8"	1-3/4"	7/8"	9/16" x 1-1/16"
PB*-3492-28	1-3/4"	2-1/8"	5-3/4"	4-1/4"	7-1/2"	4"	2"	7/8"	9/16" x 1-1/16"
PB*-36100-31	1-15/16"	2-1/4"	6-1/4"	4-1/2"	8"	4-1/4"	2"	7/8"	11/16" x 1-3/16"
PB*-40108-32	2"	2-1/2"	6-3/4"	5"	8-3/4"	4-3/4"	2"	1"	11/16" x 1-5/16"
PB*-40108-35	2-3/16"	2-1/2"	6-3/4"	5"	8-3/4"	4-3/4"	2"	1"	11/16" x 1-5/16"
PB*-44120-36	2-1/4"	2-3/4"	7-1/2"	5-1/4"	9-1/2"	5-1/2"	2-1/2"	1"	11/16" x 1-5/16"
PB*-44120-38	2-3/8"	2-3/4"	7-1/2"	5-1/4"	9-1/2"	5-1/2"	2-1/2"	1"	11/16" x 1-5/16"
PB*-44120-39	2-7/16"	2-3/4"	7-1/2"	5-1/4"	9-1/2"	5-1/2"	2-1/2"	1"	11/16" x 1-5/16"

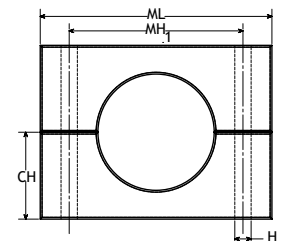
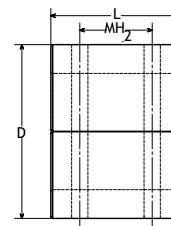
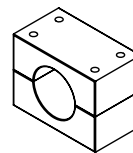


Two-Piece Pillow Block

PART NO.**	SHAFT SIZE***	CH	MH	D	ML	L	H
PBTP*-1954-08	1/2"	1-3/16"	3-3/8"	2-3/16"	4-3/4"	1-1/2"	7/16"
PBTP*-1954-10	5/8"	1-3/16"	3-3/8"	2-3/16"	4-3/4"	1-1/2"	7/16"
PBTP*-2160-12	3/4"	1-5/16"	3-3/4"	2-1/2"	5-1/4"	1-1/2"	7/16"
PBTP*-2364-14	7/8"	1-7/16"	4"	2-3/4"	5-1/2"	1-1/2"	7/16"
PBTP*-2364-15	15/16"	1-7/16"	4"	2-3/4"	5-1/2"	1-1/2"	7/16"
PBTP*-2364-16	1"	1-7/16"	4"	2-3/4"	5-1/2"	1-1/2"	7/16"
PBTP*-2776-17	1-1/16"	1-11/16"	4-3/4"	3-1/4"	6-1/4"	1-1/2"	9/16"
PBTP*-2776-18	1-1/8"	1-11/16"	4-3/4"	3-1/4"	6-1/4"	1-1/2"	9/16"
PBTP*-2776-19	1-3/16"	1-11/16"	4-3/4"	3-1/4"	6-1/4"	1-1/2"	9/16"
PBTP*-3080-20	1-1/4"	1-7/8"	5"	3-5/8"	6-1/2"	1-3/4"	9/16"
PBTP*-3080-23	1-7/16"	1-7/8"	5"	3-5/8"	6-1/2"	1-3/4"	9/16"
PBTP*-3286-24	1-1/2"	2"	5-3/8"	4"	7"	1-3/4"	9/16"
PBTP*-3492-28	1-3/4"	2-1/8"	5-3/4"	4-1/4"	7-1/2"	2"	9/16"
PBTP*-36100-31	1-15/16"	2-1/4"	6-1/4"	4-1/2"	8"	2"	11/16"

Two-Piece Pillow Block

PART NO.**	MAX	CH	MH1	MH2	D	ML	L	H	QTY H.
PBTP*-3652	2-1/2"	2-1/4"	3-1/4"	***	4-1/2"	4-1/2"	1-3/4"	9/16"	2
PBTP*-3660	3"	2-1/4"	3-3/4"	***	4-1/2"	5"	1-3/4"	9/16"	2
PBTP*-4068	3-1/2"	2-1/2"	4-1/2"	1-1/2"	5"	6-1/2"	3"	9/16"	4
PBTP*-4896	4"	3"	6"	2-1/2"	6"	8"	4-1/2"	9/16"	4



Speed and Load information available, please inquire. See page 124 to complete part number.

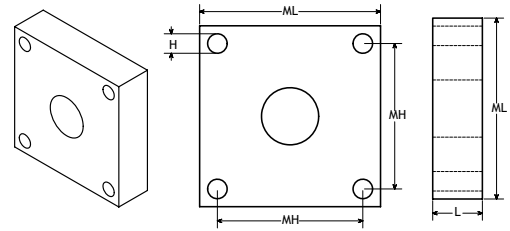
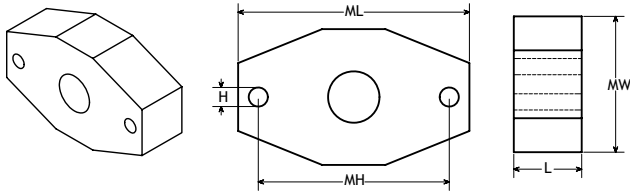
* Please Specify Bearing Material

** See Properties of POBCO Materials to complete part number, for two piece sphere, add suffix -TP before completing part number.

*** Any Shaft Size Is Available Up To The Maximum Listed Size For Each Amount. Materials must be specified - Specify Loads, Speeds and Operating Conditions

POBCO AllplasticMount® and AllwoodMount® Bearings

Available in a variety of POBCO Plastics including POBCO UHMW (UHMW), POBCO Plus (Food Grade Fluid Lube-Filled UHMW) and POBCO-B Wood Bearing Material.



2-Bolt Flange Mount

PART NO.**	SHAFT SIZE***	MH	ML	MW	L	H
2FM*-48-08	1/2"	3"	3-7/8"	2-1/8"	1-1/4"	7/16"
2FM*-57-12	3/4"	3-9/16"	4-7/16"	2-1/2"	1-1/2"	7/16"
2FM*-62-16	1"	3-7/8"	4-15/16"	2-3/4"	1-1/2"	7/16"
2FM*-74-19	1-3/16"	4-5/8"	5-5/8"	3-1/4"	1-1/2"	9/16"
2FM*-82-20	1-1/4"	5-1/8"	6-1/8"	3-5/8"	1-3/4"	9/16"
2FM*-82-23	1-7/16"	5-1/8"	6-1/8"	3-5/8"	1-3/4"	9/16"
2FM*-90-24	1-1/2"	5-5/8"	6-13/16"	4"	2"	9/16"

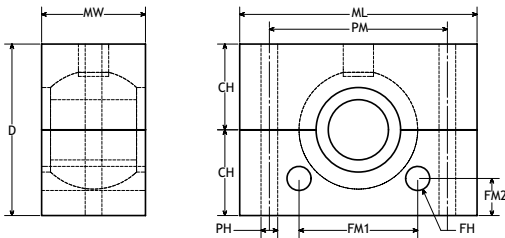
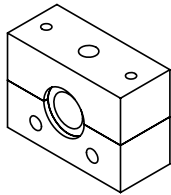
4-Bolt Flange Mount

PART NO.**	SHAFT SIZE***	MH	ML	L	H
4FM*-34-08	1/2"	2-1/8"	3-3/8"	1"	7/16"
4FM*-40-12	3/4"	2-1/2"	3-3/8"	1-1/4"	7/16"
4FM*-44-16	1"	2-3/4"	3-3/4"	1-1/4"	7/16"
4FM*-52-19	1-3/16"	3-1/4"	4-1/4"	1-1/2"	9/16"
4FM*-58-20	1-1/4"	3-5/8"	4-3/4"	1-1/2"	9/16"
4FM*-58-23	1-7/16"	3-5/8"	4-3/4"	1-1/2"	9/16"
4FM*-64-24	1-1/2"	4"	5-1/8"	1-3/4"	9/16"
4FM*-70-31	1-15/16"	4-3/8"	5-1/2"	1-3/4"	11/16"
4FM*-82-32	2"	5-1/8"	6-3/8"	1-3/4"	11/16"
4FM*-90-39	2-7/16"	5-5/8"	6-7/8"	2"	11/16"

These bearings are designed to interchange with most conventional mounts. Non-cataloged sizes and shapes, including sizes larger than those listed, are available.

Self-Aligning Mount

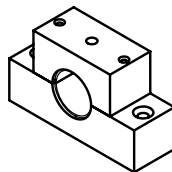
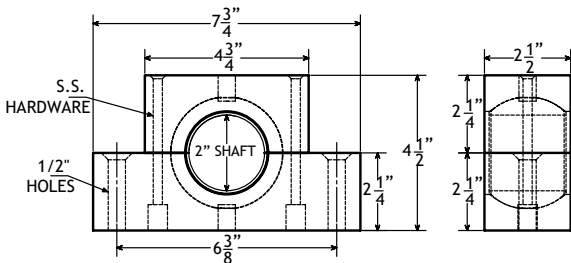
PART NO.**	SHAFT SIZE***	CH	PM	FM1	FM2	D	ML	MW	PH	FH
MS*-19-08	1/2"	1-3/16"	2-3/8"	1-3/8"	7/16"	2-3/8"	3-3/8"	1-1/4"	5/16"	7/16"
MS*-19-10	5/8"	1-3/16"	2-3/8"	1-3/8"	7/16"	2-3/8"	3-3/8"	1-1/4"	5/16"	7/16"
MS*-19-11	11/16"	1-3/16"	2-3/8"	1-3/8"	7/16"	2-3/8"	3-3/8"	1-1/4"	5/16"	7/16"
MS*-21-12	3/4"	1-5/16"	2-1/2"	1-1/2"	1/2"	2-5/8"	3-1/2"	1-3/8"	1/4"	3/8"
MS*-23-14	7/8"	1-7/16"	3"	2"	5/8"	2-7/8"	4"	1-3/4"	1/4"	3/8"
MS*-23-15	15/16"	1-7/16"	3"	2"	5/8"	2-7/8"	4"	1-3/4"	1/4"	3/8"
MS*-23-16	1"	1-7/16"	3"	2"	5/8"	2-7/8"	4"	1-3/4"	1/4"	3/8"
MS*-27-18	1-1/8"	1-11/16"	3-3/8"	2-14"	5/8"	3-3/8"	4-5/8"	1-15/16"	3/8"	1/2"
MS*-27-19	1-3/16"	1-11/16"	3-3/8"	2-1/4"	5/8"	3-3/8"	4-5/8"	1-15/16"	3/8"	1/2"
MS*-30-20	1-1/4"	1-7/8"	3-3/4"	2-5/8"	3/4"	3-3/4"	5"	2-5/16"	3/8"	1/2"
MS*-30-21	1-5/16"	1-7/8"	3-3/4"	2-5/8"	3/4"	3-3/4"	5"	2-5/16"	3/8"	1/2"
MS*-30-22	1-3/8"	1-7/8"	3-3/4"	2-5/8"	3/4"	3-3/4"	5"	2-5/16"	3/8"	1/2"
MS*-30-23	1-7/16"	1-7/8"	3-3/4"	2-5/8"	3/4"	3-3/4"	5"	2-5/16"	3/8"	1/2"
MS*-32-24	1-1/2"	2"	4"	2-7/8"	3/4"	4"	5-1/4"	2-1/2"	3/8"	1/2"
MS*-34-26	1-5/8"	2-1/8"	4-3/8"	3-1/4"	3/4"	4-1/4"	5-5/8"	2-7/8"	3/8"	1/2"
MS*-34-27	1-11/16"	2-1/8"	4-3/8"	3-1/4"	3/4"	4-1/4"	5-5/8"	2-7/8"	3/8"	1/2"
MS*-34-28	1-3/4"	2-1/8"	4-3/8"	3-1/4"	3/4"	4-1/4"	5-5/8"	2-7/8"	3/8"	1/2"
MS*-36-31	1-15/16"	2-1/4"	5-1/8"	3-5/8"	3/4"	4-1/2"	6-5/8"	3-1/8"	1/2"	1/2"
MS*-40-32	2"	2-1/2"	5-1/2"	4"	3/4"	5"	7"	3-7/16"	1/2"	1/2"
MS*-40-34	2-1/8"	2-1/2"	5-1/2"	4"	3/4"	5"	7"	3-7/16"	1/2"	1/2"
MS*-40-35	2-3/16"	2-1/2"	5-1/2"	4"	3/4"	5"	7"	3-7/16"	1/2"	1/2"



POBCO B Wood Frick Mount

#7SD-654 2" Shaft

IE: Refrigeration Cooling Towers (Other Sizes & Plastics Available)



See page 124 to complete part number

* Please Specify Bearing Material

** See Properties of POBCO Materials to complete part number, for two piece sphere, add suffix -TP before completing part number.

*** Any Shaft Size Is Available Up To The Maximum Listed Size For Each Amount. Materials must be specified - Specify Loads, Speeds and Operating Conditions

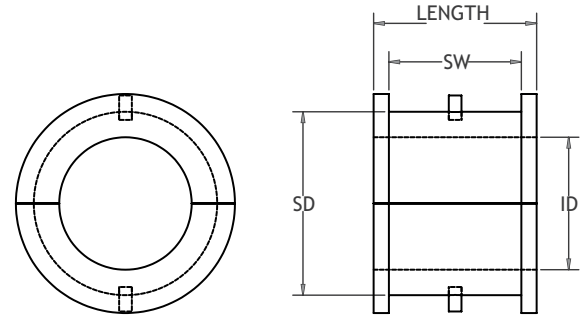
POBCO Hanger Bearings

Materials Available POBCO-B Wood Bearing Material and a variety of POBCO Plastics including POBCO UHMW, Plus (lube-Filled UHMW), Nylon*, Nylon MD*, PTFE, POBLON, PEEK, and ERTALYTE®

*Nylon & Nylon MD (Nylatron®) DF Series Supplied with Locking Tabs (Not Pins) to prevent rotation in Hanger.

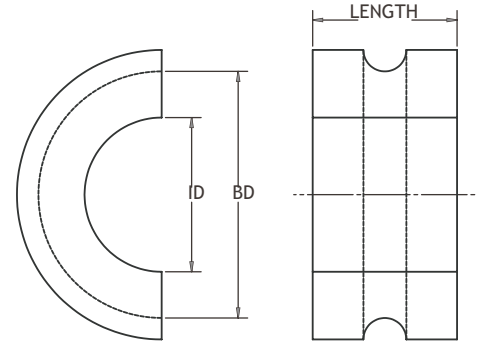
Hanger Styles 20B, 26B, 28B, 220, 226, 326

ID	SD	SW	LENGTH	PART NO.*
1"	1-1/2"	1-1/16"	1-7/16"	DF*-162423
1-1/4"	2-1/8"	1-9/16"	1-15/16"	DF*-203431
1-1/2"	2-1/8"	1-9/16"	1-15/16"	DF*-243431
2"	2-3/4"	1-9/16"	1-15/16"	DF*-324431
2-7/16"	3-1/4"	2-3/8"	2-15/16"	DF*-395247
3"	4"	2-3/8"	2-15/16"	DF*-486447
3-7/16"	4-3/4"	3-1/8"	3-15/16"	DF*-557663
3-15/16"	5-1/4"	3-1/8"	3-15/16"	DF*-638463
4-7/16"	5-13/16"	4-1/4"	4-15/16"	DF*-719379



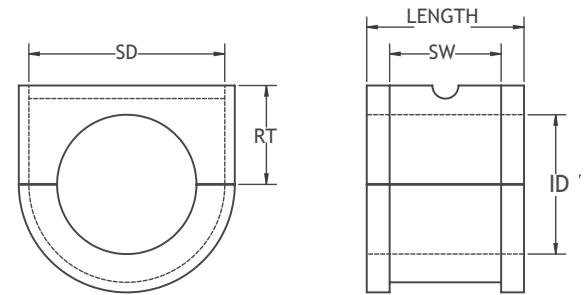
Hanger Styles 17, 18B, 19B, 40

ID	BD	LENGTH	PART NO.*
1"	1-1/2"	1-7/16"	CA*-162423
1-1/2" (6" trough)	2"	1-15/16"	CA*-243231
1-1/2" (9" trough)	2-3/8"	1-15/16"	CA*-243831
2"	3"	1-15/16"	CA*-324831
2-7/16"	3-11/16"	2-15/16"	CA*-395947
3"	4-1/8"	2-15/16"	CA*-486647
3-7/16"	4-11/16"	3-15/16"	CA*-557563



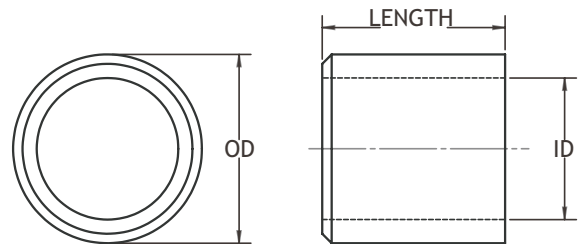
Hanger Styles 16B, 216, 216F, 230, 316

ID	SD	SW	RT	LENGTH	PART NO.*
1"	1-9/16"	1-1/8"	1"	1-7/16"	RH*-162523
1-1/2"	2-1/4"	1-3/8"	1-3/8"	1-15/16"	RH*-243631
2"	3-1/4"	1-5/8"	1-5/8"	1-15/16"	RH*-325231
2-7/16"	4"	1-5/8"	2-1/8"	2-15/16"	RH*-396447
3"	4-1/2"	2-1/8"	2-1/4"	2-15/16"	RH*-487247
3-7/16"	4-7/8"	3-1/16"	2-7/16"	3-15/16"	RH*-557863
3-15/16"	5-3/8"	3"	2-11/16"	3-15/16"	RH*-638663
4-7/16"	6-3/16"	4-1/4"	3-1/4"	4-15/16"	RH*-719979



Hanger Styles 200A, 300A

ID	OD	LENGTH	PART NO.*
1-1/2"	2"	1-15/16"	SL*-243231
2"	2-1/2"	1-15/16"	SL*-324031
2-7/16"	2-15/16"	2-15/16"	SL*-394747
3"	3-1/2"	2-15/16"	SL*-485647
3-7/16"	4-1/8"	3-15/16"	SL*-556563



T: 508.791.6376

FAX: 508.791.3247

pobcco@pobccoplastics.com

POBCO Hanger Bearings

In general, bearing support stations on screw conveyors must be classified as severe service. The materials handled are often corrosive and abrasive and sometimes moisture laden.

Conditions are encountered that can disintegrate conventional bearings in extremely short time while also scoring and pitting the journals.

In contrast, POBCO-B Wood hanger bearings are unaffected by most corrosive materials and work well even under moist conditions. When abrasive materials are being handled, the small amount of particles that reach the bearing surface become embedded in the POBCO-B Wood material without adversely affecting the bearings' performance. These factors allow POBCO-B Wood to handle a wide variety of materials on this equipment.

POBCO-B Wood hanger bearings are self-lubricating for life. They are ideal for installation in screw conveyor assemblies, where the bearings are usually inaccessible. The long life of POBCO-B Wood bearings and the elimination of excessive shaft wear are major factors in reducing high maintenance costs and periodic shutdowns.

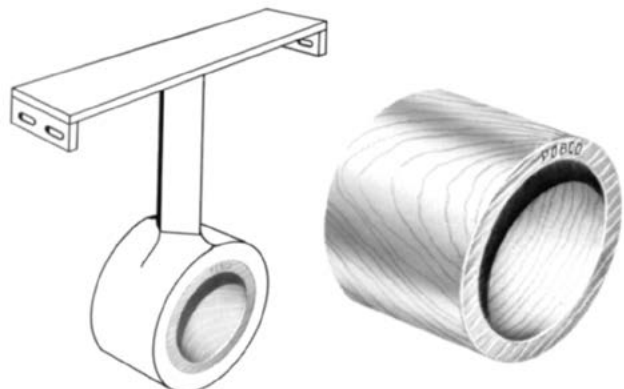
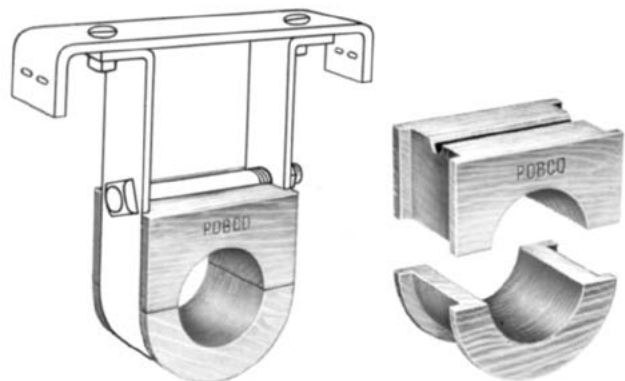
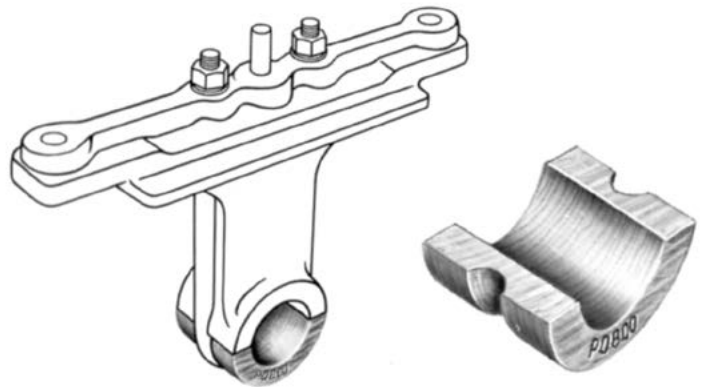
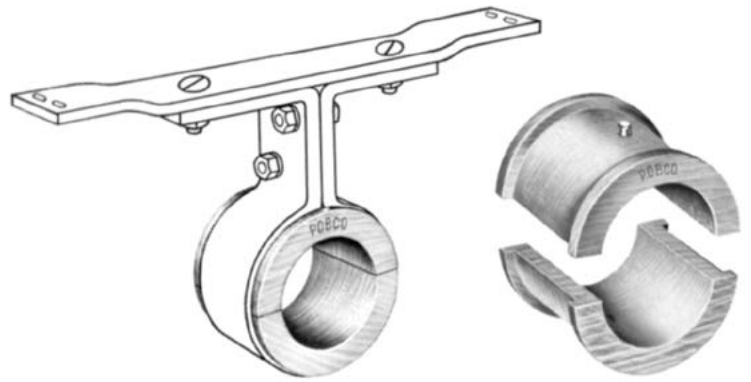
POBCO-B Wood bearings are the quietest bearings made for screw conveyors, whether operating slowly or at an accelerated pace. They eliminate the noisy metal-to-metal sounds inherent in such machinery employing metal bearings.

The hanger bearings listed are the most commonly used.

Non-cataloged hanger bearing sizes and shapes, including sizes larger than those listed, are available.

POBCO does not supply the metal hangers.

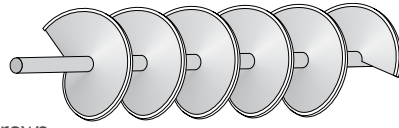
SEE SCREW CONVEYOR AUGER FLIGHT EDGING PAGE 102 AND DRAG FLIGHTS ON PAGE 103



POBCO Screw Conveyor Flight Edging

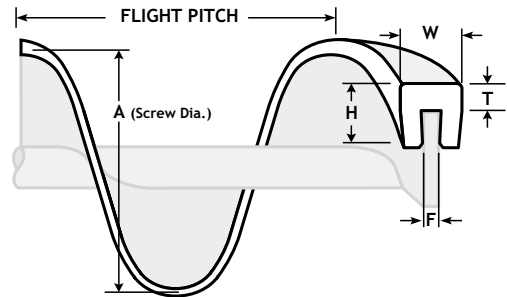
POBCO UHMW Flight Edging is used to snap-on over the screw conveyor flight and to allow for improved clean-out of the trough. It is normally installed by winding it along the screw so that it snaps on in the well between the flights and secured with metal rivets. Starting at one end the UHMW plastic is tapped into place by moving along the length of the screw. This UHMW plastic is stabilized against ultra-violet light radiation. The center bearing on short conveyors can sometimes be eliminated when the center of the screw sits lightly in the trough.

- UV Stabilized For Outdoor Use
- Improve Clean-Out Of Troughs
- Eliminate Hangers On Shorter Runs
- Use With Helicoid Or Sectional Flights
- Reduce Noise And Wear On Rubbing Screws



To determine approximate amount of edging required in feet when:

- Full Pitch = length of conveyor section in feet x 3.4
- Half Pitch = length of conveyor section in feet x 6.7
- Irregular Pitch = no. of pitches x Dia. (in inches) x .262



50 FT. STANDARD COIL LENGTHS.

UHMW PART NUMBER	"A" DIA. OF SCREW	"F" FLIGHT THICKNESS	"W" WIDTH ACROSS TOP	"T" THICKNESS OF WEAR TOP	"H" HEIGHT
PFE4-6-063	6"	1/16"	.440"	.350"	.750"
PFE4-6-104	6"	3/32" & .104"	.440"	.340"	.870"
PFE4-6-134	6"	1/8" & .134"	.440"	.350"	.750"
PFE6-6-188	6"	3/16"	.630"	.350"	.750"
PFE7-6-375	6"	3/8"	.630"	.350"	.750"
PFE4-93/8-.09.15	9" to 9-3/8"	3/32" & .104"	.440"	.150"	.800"
PFE4-9-.09.25L	9"	3/32" & .104"	.430"	.250"	.770"
PFE4-9-104	9"	3/32"	.440"	.340"	.870"
PFE4-9-134	9"	1/8" & .134"	.440"	.350"	.750"
PFE6-9-188	9"	3/16"	.630"	.350"	.750"
PFE6-9-250	9"	7/32" & 1/4"	.630"	.350"	.750"
PFE7-9-375	9"	3/8"	.630"	.350"	.750"
PFE4-12-.09.25L	12"	3/32" & .104"	.440"	.245"	.775"
PFE4-12-104	12"	3/32"	.440"	.340"	.870"
PFE4-12-134	12"	1/8" & .134"	.440"	.350"	.750"
PFE6-12-188	12"	3/16"	.630"	.350"	.750"
PFE6-12-250	12"	1/4"	.630"	.350"	.750"
PFE7-12-375	12"	3/8"	.630"	.350"	.750"
PFE4-16-134	16"	1/8" & .134"	.440"	.350"	.750"
PFE6-16-188	16"	3/16"	.630"	.350"	.750"
PFE6-16-250	16"	7/32" & 1/4"	.630"	.350"	.750"
PFE7-16-375	16"	3/8"	.630"	.350"	.750"
PFE6-18-188	18"	3/16"	.630"	.350"	.750"
PFE6-18-250	18"	7/32" & 1/4"	.630"	.350"	.750"
PFE7-18-375	18"	3/8"	.630"	.350"	.750"
PFE6-20-188	20"	3/16"	.630"	.350"	.750"
PFE6-20-250	20"	7/32" & 1/4"	.630"	.350"	.750"
PFE7-20-375	20"	3/8"	.630"	.350"	.750"
PFE6-24-188	24"	3/16"	.630"	.350"	.750"
PFE6-24-250	24"	7/32" & 1/4"	.630"	.350"	.750"
PFE7-24-375	24"	3/8"	.630"	.350"	.750"
PFE6-30-188	30"	3/16"	.630"	.350"	.750"
PFE6-30-250	30"	7/32" & 1/4"	.630"	.350"	.750"
PFE7-30-375	30"	3/8"	.630"	.350"	.750"

PLEASE INQUIRE FOR CUSTOM RUNS OF UNLISTED SIZES.

POBCO Custom Drag Flight Specifications

Quantity: _____ Part No: _____ Date: _____
 (given when ordered)

Customer: _____

Phone: _____ Fax: _____

ROUND BOTTOM FLIGHTS



SCREW CONVEYOR



ESSMUELLER



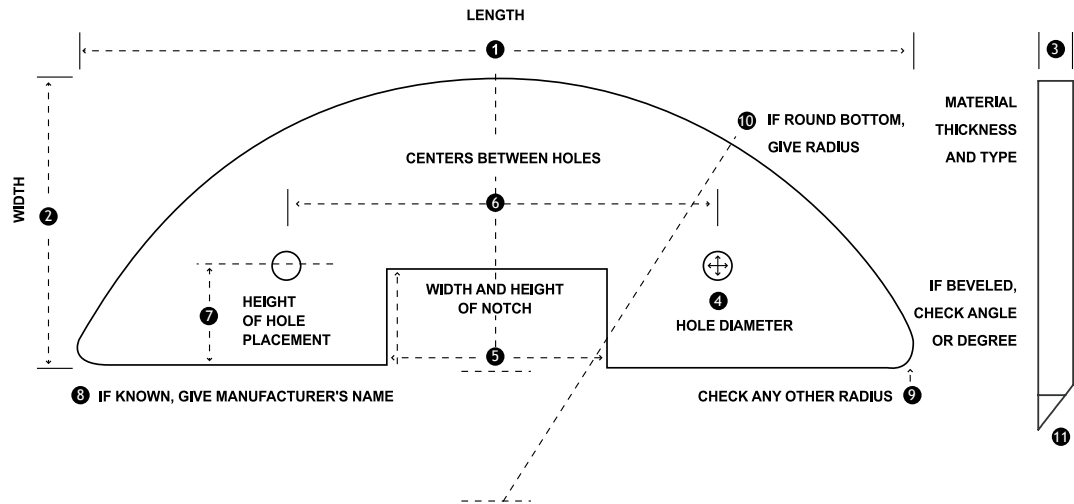
THOMAS CONVEYOR



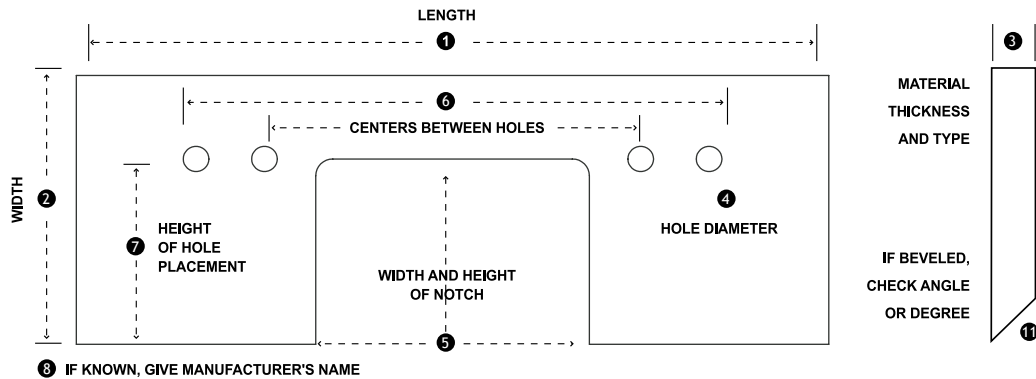
JEFFREY



EHRSAM



EN MASSE FLIGHTS



Please fill in the following information and fax back to POBCO® @ (508)791-3247

Round Bottom Flight En Masse Flight

Material: _____

1 _____ 6 _____

2 _____ 7 _____

3 _____ 8 _____

4 _____ 9 _____

5 _____ 10 _____

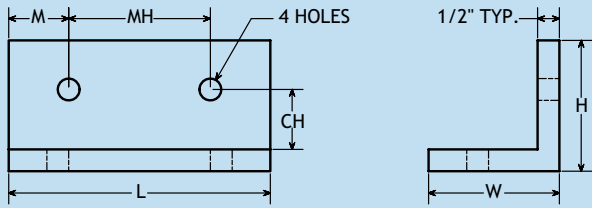
11 _____

T: 508.791.6376

FAX: 508.791.3247

pobcco@pobccoplastics.com

POBCO UHMW Guide Angles (Wearshoes) (UHMW: UHMW Plastic) for Water Treatment System



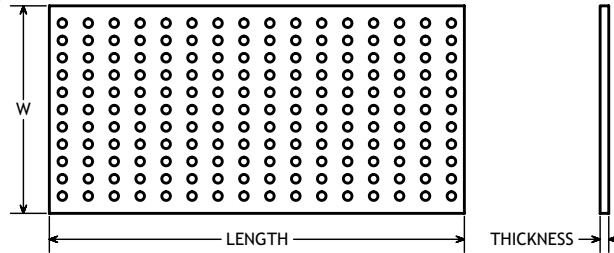
UHMW Carrying Wearshoe						
PART NUMBER	W/H	L	CH	M	MH	HOLES
GAU-CW1	3"	5-1/2"	1-5/16"	7/8"	3-3/4"	1/2"
GAU-CW2	3"	5-1/2"	1-3/8"	7/8"	3-3/4"	1/2"
GAU-CW3	3"	6"	1-3/8"	1-1/8"	3-3/4"	1/2"

Other Sizes Available

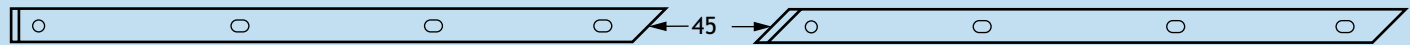
POBCO Custom Perforated Sheet

Materials:

- POBCO UHMW
- REPRO Black
- Nylon
- Polypropylene and Other materials



POBCO UHMW Water Treatment/Sewerage System Wear Strip (UHMW: UHMW Plastic)



UHMW Starter Wearstrip

PART NUMBER	THICKNESS	WIDTH	LENGTH	CENTER LINE
WTSU-1	3/8"	2-5/8"	120"	1-5/16"
WTSU-2	3/8"	3"	120"	1-1/2"
WTSU-3	1/2"	2-1/2"	120"	1-1/4"
WTSU-4	1/2"	3"	120"	1-1/2"

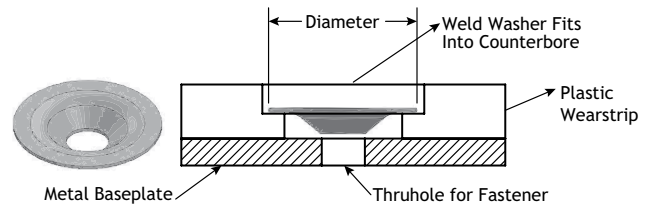
UHMW Filler Wearstrip

PART NUMBER	THICKNESS	WIDTH	LENGTH	CENTER LINE
WTFU-1	3/8"	2-5/8"	120"	1-5/16"
WTFU-2	3/8"	3"	120"	1-1/2"
WTFU-3	1/2"	2-1/2"	120"	1-1/4"
WTFU-4	1/2"	3"	120"	1-1/2"

POBCO Weld Washers & Plastic Plugs

Water treatment wearstrips are fastened using stainless or carbon steel weld washers, and are covered with UHMW Plastic Plugs (Press Fit).

PART NUMBER	MATERIAL	DIAMETER
WWCS22	Carbon Steel	1-3/8"
WWSS22	Stainless Steel	1-3/8"



POBCO Tongue & Groove Wearstrips

POBCO Plastic Tongue & Groove Wear Strips are used in applications where an added Expansion and Contraction factor is necessary to provide binding and bucking.

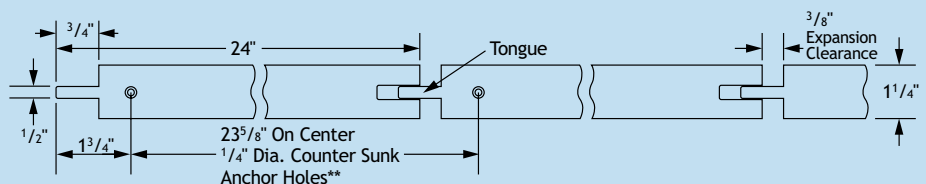
*Other Sizes & Shapes are Available. Please Specify Material

Materials:

- POBCO UHMW
- POBCO Plus (Food grade Fluid Lube-Filled UHMW)
- POBCO PTFE (Hi-Temp)
- POBCO UH (Hi-Temp UHMW)

PART NUMBER	THICKNESS	LENGTH
TGWS*-0420L24	1/4"	24"
TGWS*-0620L24	3/8"	24"
TGWS*-0820L24	1/2"	24"

**1/4" Plastic Drive Rivets on page 52

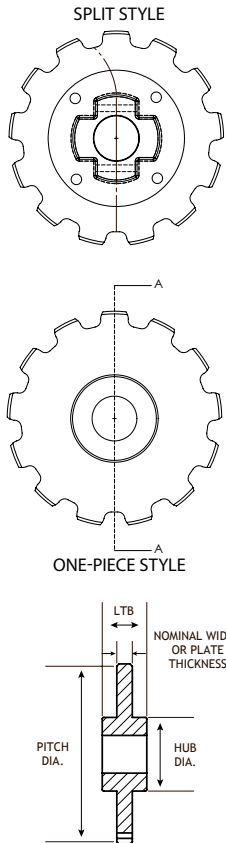


POBCO Mill Sprockets

Molded Black Repro UHMW
78/81x Series: 2.609" Pitch chain
One Piece and Split Style

Type C Hub, Plate thickness = 7/8"

Please inquire about chain sizes suitable to the above sprockets. Other sizes available as machined items, please inquire.



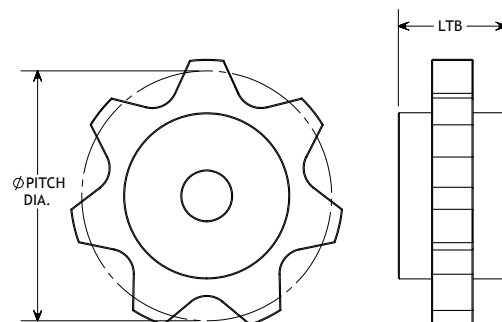
PART NO. ONE PIECE	PART NO. SPLIT	# OF TEETH	PITCH DIA.	HUB DIA.	LTB	BORE
SPRURB78C512	-	5	4.44"	3-1/8"	2-1/8"	3/4"
SPRURB78C616	-	6	5.22"	4"	2-1/4"	1"
SPRURB78C816	-	8	6.82"	3-7/8"	2-7/8"	1"
SPRURB78C923	-	9	7.63"	3-7/8"	2-7/8"	1-7/16"
SPRURB78C928	-	9	7.63"	3-7/8"	2-7/8"	1-3/4"
SPRURB78C931	-	9	7.63"	3-7/8"	2-7/8"	1-15/16"
SPRURB78C1031	-	10	8.44"	3-7/8"	2-7/8"	1-15/16"
SPRURB78C1231	SPRURB78C1231TP	12	10.08"	4-3/4"	2-7/8"	1-15/16"
SPRURB78C1235	SPRURB78C1235TP	12	10.08"	4-3/4"	2-7/8"	2-3/16"
SPRURB78C1239	SPRURB78C1239TP	12	10.08"	4-3/4"	2-7/8"	2-7/16"
SPRURB78C1247	SPRURB78C1247TP	12	10.08"	4-3/4"	2-7/8"	2-15/16"
SPRURB78C1331	SPRURB78C1331TP	13	10.90"	4-3/4"	2-7/8"	1-15/16"
SPRURB78C1335	SPRURB78C1335TP	13	10.90"	4-3/4"	2-7/8"	2-3/16"
SPRURB78C1339	SPRURB78C1339TP	13	10.90"	4-3/4"	2-7/8"	2-7/16"
SPRURB78C1347	SPRURB78C1347TP	13	10.90"	4-3/4"	2-7/8"	2-15/16"
SPRURB78C1431	SPRURB78C1431TP	14	11.72"	4-3/4"	2-7/8"	1-15/16"
SPRURB78C1435	SPRURB78C1435TP	14	11.72"	4-3/4"	2-7/8"	2-3/16"
SPRURB78C1439	SPRURB78C1439TP	14	11.72"	4-3/4"	2-7/8"	2-7/16"
SPRURB78C1447	SPRURB78C1447TP	14	11.72"	4-3/4"	2-7/8"	2-15/16"

POBCO AG Chain Sprockets 1.63" Pitch

55/550 Series Sprockets

Machined in White UHMW - inquire for drive and split options

PART NO	# OF TEETH	PITCH DIA.	LTB	STOCK BORE
SPRU55C512	5	2.77"	1-5/8"	3/4"
SPRU55C612	6	3.26"	1-5/8"	3/4"
SPRU55C712	7	3.76"	1-5/8"	3/4"
SPRU55C916	9	4.76"	2"	1"
SPRU55C1016	10	5.26"	2"	1"
SPRU55C1116	11	5.77"	3"	1"
SPRU55C1223	12	6.30"	3"	1-7/16"
SPRU55C1423	14	7.33"	3"	1-7/16"
SPRU55C1523	15	7.83"	3"	1-7/16"
SPRU55C1631	16	8.36"	3"	1-15/16"
SPRU55C1831	18	9.39"	3"	1-15/16"
SPRU55C2031	20	10.43"	3"	1-15/16"
SPRU55C2431	24	12.50"	3"	1-15/16"



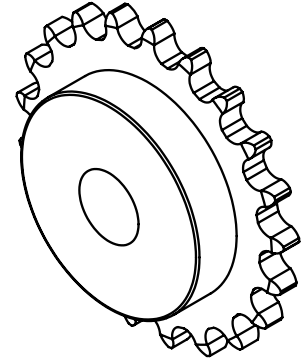
POBCO Roller Chain Sprockets - Type B Hub

Please inquire for Double Pitch Roller Chain Sprockets, Double Strands, A Plate, or C Hub styles.

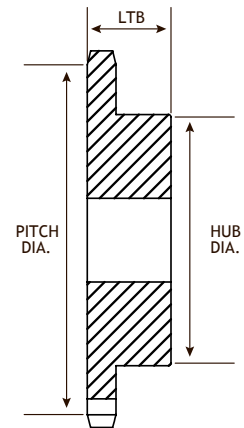
Available in the following POBCO materials:

- Stocked in Glass Filled Nylon
- Also Available in UHMW, Natural Nylon on Request

Roller Chain Sprocket For #25 - 1/4" Pitch Roller Chain in Glass Filled Nylon Plate Thickness = .110"						
PART NO.	# TEETH	OUTSIDE DIA.	PITCH DIA.	HUB DIA.	HUB PROJ.	STOCK BORE
SPRN25B10	10	.919"	.81"	9/16"	3/8"	1/4"
SPRN25B12	12	1.083"	.97"	11/16"	3/8"	5/16"
SPRN25B13	13	1.167"	1.05"	3/4"	3/8"	5/16"
SPRN25B14	14	1.246"	1.13"	3/4"	3/8"	5/16"
SPRN25B16	16	1.407"	1.28"	13/16"	3/8"	5/16"
SPRN25B17	17	1.487"	1.36"	29/32"	3/8"	5/16"
SPRN25B18	18	1.568"	1.44"	1"	3/8"	3/8"
SPRN25B20	20	1.729"	1.60"	1-5/32"	3/8"	3/8"
SPRN25B24	24	2.049"	1.91"	1-7/32"	3/8"	3/8"



Roller Chain Sprocket For #35 - 3/8" Pitch Roller Chain in Glass Filled Nylon Plate Thickness = .170"							
PART NO.	# TEETH	OUTSIDE DIA.	PITCH DIA.	HUB DIA.	LENGTH THRU BORE	MAX BORE	STOCK BORE
SPRN35B9	9	1.256"	1.096"	5/8"	3/4"	3/8"	3/8"
SPRN35B10	10	1.380"	1.214"	13/16"	3/4"	7/16"	3/8"
SPRN35B11	11	1.502"	1.331"	7/8"	3/4"	1/2"	3/8"
SPRN35B12	12	1.625"	1.449"	1"	3/4"	9/16"	1/2"
SPRN35B14	14	1.868"	1.685"	1-1/16"	3/4"	3/4"	1/2"
SPRN35B15	15	1.99"	1.804"	1-3/8"	3/4"	13/16"	1/2"
SPRN35B18	18	2.352"	2.159"	1-1/4"	3/4"	1-1/16"	1/2"



Roller Chain Sprocket For #40 - 1/2" Pitch Roller Chain in Glass Filled Nylon Plate Thickness = .284"							
PART NO.	# TEETH	OUTSIDE DIA.	PITCH DIA.	HUB DIA.	LENGTH THRU BORE	MAX BORE	STOCK BORE
SPRN40B9	9	1.674"	1.462"	7/8"	7/8"	1/2"	1/2"
SPRN40B10	10	1.839"	1.618"	1-1/8"	7/8"	9/32"	1/2"
SPRN40B12	12	2.166"	1.932"	1-3/8"	7/8"	27/32"	1/2"
SPRN40B15	15	2.652"	2.405"	1-7/8"	7/8"	1-3/16"	1/2"
SPRN40B16	16	2.814"	2.563"	1-7/8"	7/8"	1-1/4"	5/8"
SPRN40B24	24	4.098"	3.831"	2-1/2"	1"	1-3/4"	5/8"
SPRN40B32	32	5.377"	5.101"	2"	1"	1-3/4"	3/4"

STOCK BORE	Unfinished bore as specified
IDLER BORE	Bore rotating/ idling on shaft
DRIVE BORE	Specify keyway and setscrew

T: 508.791.6376

FAX: 508.791.3247

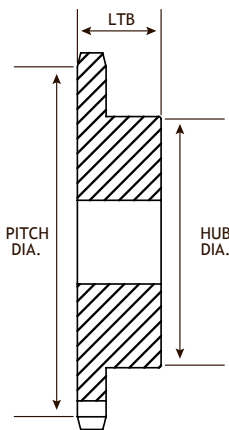
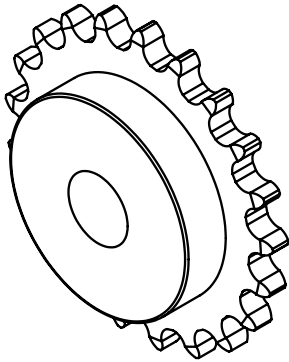
poeco@poecoplastics.com

POBCO Roller Chain Sprockets - Type B Hub

Please inquire for Double Pitch Roller Chain Sprockets, Double Strands, A Plate, or C Hub styles.

Available in the following POBCO materials:

- U-UHMW (UHMW)
- Natural Nylon
- MD-Nylon MD (Nylatron GS)



STOCK BORE	Unfinished bore as specified
IDLER BORE	Bore rotating/idling on shaft
DRIVE BORE	Specify keyway and setscrew

Roller Chain Sprocket For #50 - 5/8" Pitch Roller Chain					
PART NO.	# TEETH	PITCH DIA.	HUB DIA.	LENGTH THRU BORE	STOCK BORE
SPR*50B9	9	1.827	1.375	1.000	.500
SPR*50B10	10	2.023	1.563	1.000	.500
SPR*50B11	11	2.218	1.750	1.000	.500
SPR*50B12	12	2.415	1.984	1.000	.500
SPR*50B13	13	2.612	1.875	1.000	.500
SPR*50B14	14	2.803	2.125	1.000	.500
SPR*50B15	15	3.006	2.375	1.000	.500
SPR*50B16	16	3.204	2.500	1.000	.500
SPR*50B17	17	3.401	2.063	1.000	.500
SPR*50B18	18	3.599	2.875	1.000	.500
SPR*50B24	24	4.788	3.000	1.250	.500
SPR*50B25	25	4.987	3.000	1.250	.500
SPR*50B30	30	5.979	3.250	1.250	.500
SPR*50B35	35	6.972	3.250	1.250	.500

Roller Chain Sprocket For #60 - 3/4" Pitch Roller Chain					
PART NO.	# TEETH	PITCH DIA.	HUB DIA.	LENGTH THRU BORE	STOCK BORE
SPR*60B9	9	2.193	1.50	1.25	.500
SPR*60B10	10	2.427	1.50	1.25	.500
SPR*60B11	11	2.662	2.00	1.25	.750
SPR*60B12	12	2.898	2.00	1.25	.750
SPR*60B13	13	3.134	2.938	1.25	.750
SPR*60B14	14	3.370	2.50	1.25	.750
SPR*60B15	15	3.607	2.875	1.25	.750
SPR*60B16	16	3.844	3.00	1.25	.750
SPR*60B17	17	4.082	3.25	1.25	1.00
SPR*60B18	18	4.319	3.50	1.25	1.00
SPR*60B19	19	4.557	3.50	1.25	1.00
SPR*60B20	20	4.794	3.875	1.25	1.00
SPR*60B21	21	5.032	4.00	1.25	1.00
SPR*60B22	22	5.270	4.00	1.25	1.00
SPR*60B23	23	5.508	4.00	1.25	1.00
SPR*60B24	24	5.746	4.00	1.25	1.00
SPR*60B25	25	5.984	4.00	1.25	1.00
SPR*60B26	26	6.222	4.00	1.25	1.00
SPR*60B27	27	6.460	4.00	1.25	1.00
SPR*60B28	28	6.699	4.00	1.25	1.00
SPR*60B29	29	6.937	4.00	1.25	1.00
SPR*60B30	30	7.175	4.00	1.25	1.00
SPR*60B31	31	7.413	4.00	1.25	1.00
SPR*60B32	32	7.652	4.00	1.25	1.00
SPR*60B33	33	7.890	4.00	1.25	1.00
SPR*60B34	34	8.128	4.50	1.25	1.00
SPR*60B35	35	8.367	4.50	1.25	1.00

POBCO Roller Chain Sprockets - Type B Hub

Please inquire for Double Pitch Roller Chain Sprockets, Double Strands, A Plate, or C Hub styles. Available in the following POBCO materials:

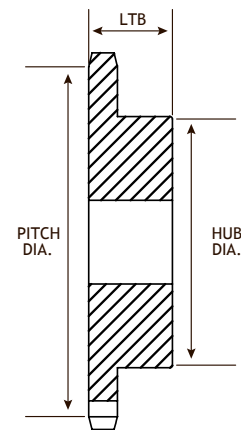
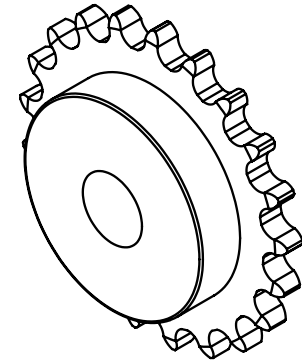
- U-UHMW (UHMW)
- NW-Nywear (Natural Food Grade Oil Filled Nylon)
- MD-Nylon MD (Nylatron GS)

T: 508.791.6376

FAX: 508.791.3247

pobcco@pobccoplastics.com

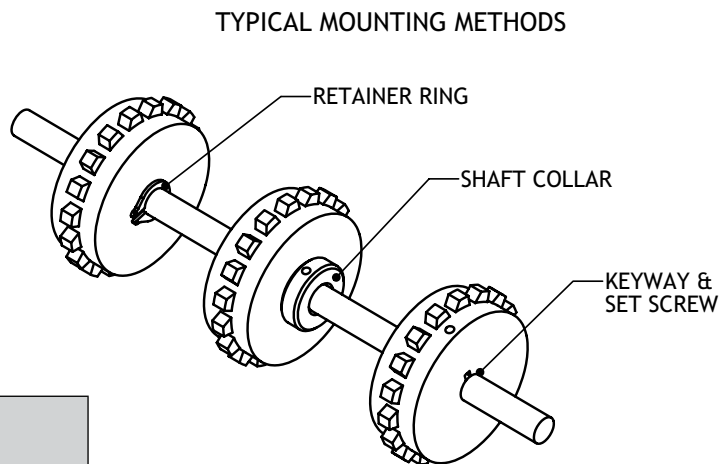
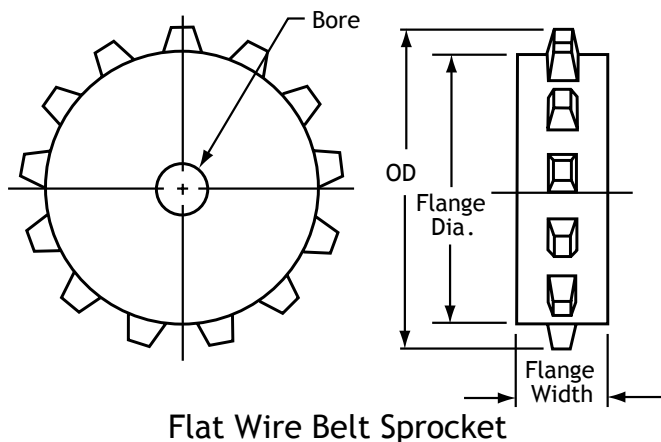
Roller Chain Sprocket For #80 - 1" Pitch Roller Chain					
PART NO.	# TEETH	PITCH DIA.	HUB DIA.	LENGTH THRU BORE	STOCK BORE
SPR*80B9	9	2.924	2.00	1.50	0.75
SPR*80B10	10	3.236	2.00	1.50	0.75
SPR*80B11	11	3.549	2.00	1.50	0.75
SPR*80B12	12	3.864	2.00	1.50	0.75
SPR*80B13	13	4.179	3.250	1.50	1.00
SPR*80B14	14	4.494	3.250	1.50	1.00
SPR*80B15	15	4.810	3.250	1.50	1.00
SPR*80B16	16	5.126	3.250	1.50	1.00
SPR*80B17	17	5.442	3.250	1.50	1.00
SPR*80B18	18	5.759	3.250	1.50	1.00
SPR*80B19	19	6.076	4.00	1.50	1.00
SPR*80B20	20	6.392	4.00	1.50	1.00
SPR*80B21	21	6.710	4.00	1.75	1.00
SPR*80B22	22	7.027	4.00	1.75	1.00
SPR*80B23	23	7.344	4.00	1.75	1.00
SPR*80B24	24	7.661	4.00	1.75	1.00
SPR*80B25	25	7.979	4.00	1.75	1.00
SPR*80B26	26	8.296	4.50	2.00	1.00
SPR*80B27	27	8.614	4.50	2.00	1.00
SPR*80B28	28	8.931	4.50	2.00	1.00
SPR*80B29	29	9.249	4.50	2.00	1.00
SPR*80B30	30	9.567	4.50	2.00	1.00
SPR*80B31	31	9.885	4.50	2.00	1.00
SPR*80B32	32	10.202	5.00	2.00	1.00
SPR*80B33	33	10.520	5.00	2.00	1.00
SPR*80B34	34	10.838	5.00	2.00	1.00
SPR*80B35	35	11.156	5.00	2.00	1.00



STOCK BORE	Unfinished bore as specified
IDLER BORE	Bore rotating/idling on shaft
DRIVE BORE	Specify keyway and setscrew

Roller Chain Sprocket For #100 - 1-1/4" Pitch Roller Chain					
PART NO.	# TEETH	PITCH DIA.	HUB DIA.	LENGTH THRU BORE	STOCK BORE
SPR*100B9	9	3.655	2.00	1.75	0.75
SPR*100B10	10	4.045	3.25	1.75	1.00
SPR*100B11	11	4.437	3.25	1.75	1.00
SPR*100B12	12	4.830	3.25	1.75	1.00
SPR*100B13	13	5.223	3.25	1.75	1.00
SPR*100B14	14	5.617	3.25	1.75	1.00
SPR*100B15	15	6.012	4.00	1.75	1.00
SPR*100B16	16	6.407	4.00	1.75	1.00
SPR*100B17	17	6.803	4.00	1.75	1.00
SPR*100B18	18	7.198	4.00	1.75	1.00
SPR*100B19	19	7.594	4.00	2.00	1.00
SPR*100B20	20	7.991	4.00	2.00	1.00

POBCO Plastic Flat Wire Belt Sprockets UHMW (White UHMW)



Plastic Flat Wire Belt Sprockets - UHMW (White UHMW) For True 1/2" x 1/2" Standard Duty Belts					
PART NO.	# TEETH	FLANGE DIA.	O.D.	FLANGE WIDTH	STOCK BORE
SFW1U-22	22	3.39"	4.13"	1-1/2"	3/4"
SFW1U-38	38	6.17"	6.89"	1-1/2"	3/4"
SFW1U-46	46	7.53"	8.27"	1-1/2"	3/4"
SFW1U-62	62	10.31"	11.05"	1-1/2"	1"

Plastic Flat Wire Belt Sprockets - UHMW (White UHMW) For 1/2" x 1" & 1" x 1" East Coast/Standard Duty Belts					
PART NO.	# TEETH	FLANGE DIA.	O.D.	FLANGE WIDTH	STOCK BORE
SFW2U-13	13	3.98"	4.75"	2"	3/4"
SFW2U-18	18	5.70"	6.48"	2"	3/4"
SFW2U-23	23	7.42"	8.20"	2"	1"

Plastic Flat Wire Belt Sprockets - UHMW (White UHMW) For 1/2" x 1" & 1" x 1" Heavy Duty Belts					
PART NO.	# TEETH	FLANGE DIA.	O.D.	FLANGE WIDTH	STOCK BORE
SFW3U-13	13	4.00"	4.95"	2"	3/4"
SFW3U-18	18	5.66"	6.65"	2"	3/4"
SFW3U-23	23	7.39"	8.39"	2"	1"
SFW3U-25	25	8.07"	9.07"	2"	1"
SFW3U-31	31	10.16"	11.16"	2"	1"
SFW3U-37	37	12.17"	13.17"	2"	1"

Plastic Flat Wire Belt Sprockets - UHMW (White UHMW) For 1/2" x 1/2" Modified Duty Belts					
PART NO.	# TEETH	FLANGE DIA.	O.D.	FLANGE WIDTH	STOCK BORE
SFW4U-11	11	3.31"	4.08"	1-1/2"	3/4"
SFW4U-13	13	4.13"	4.83"	2"	3/4"
SFW4U-18	18	5.65"	6.42"	2"	3/4"
SFW4U-19	19	5.94"	6.69"	2"	3/4"
SFW4U-23	23	7.56"	8.27"	1-1/2"	1"
SFW4U-37	37	13.92"	14.69"	2"	1"

POBCO Plastic Idlers

Common materials include:

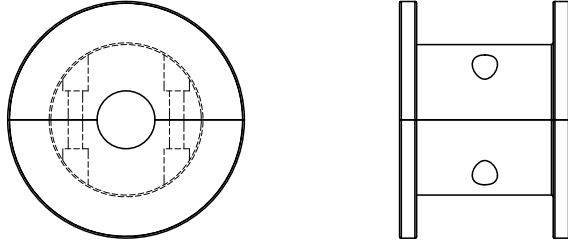
- UHMW
- Acetal
- Nylon

T: 508.791.6376

FAX: 508.791.3247

pobcco@pobccoplastics.com

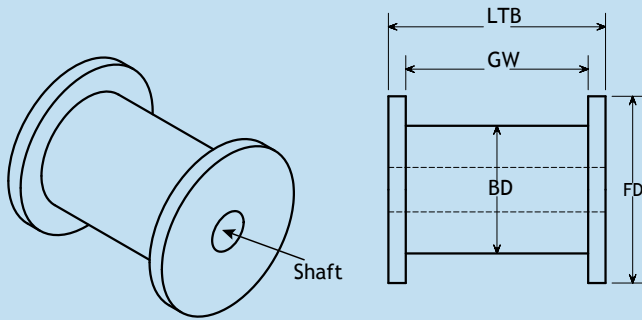
Machined Split Idler Wheels



Material	
Chain Type	
No. of Teeth EQ.	
Shaft Size	

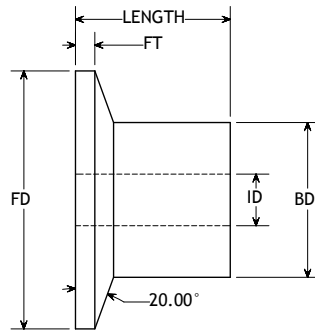
- With Stainless Steel SHCS
- For use with table top chains

Plastic Idler Wheels



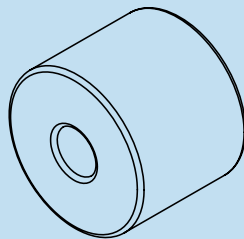
Material	
Shaft Size	
FD	
BD	
GW	
LTB	

Flanged Idler Wheels



Material	
FD	
FT	
Length	
Shaft Size	
BD	

Idler Wheels

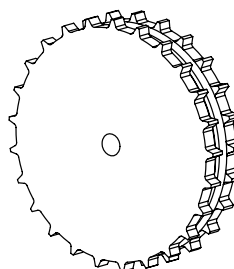


Material	
Shaft Size	
OD	
Length	

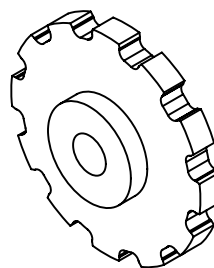
POBCO Plastic Sprockets (Molded and Machined)

Machined UHMW (UHMW) Sprockets

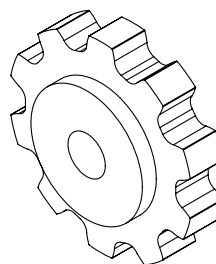
PART NUMBER	# OF TEETH	STOCK BORE	FOR CHAIN TYPE
U8201912	19	3/4"	820
U8201916	19	1"	820
U8202112	21	3/4"	820
U8202116	21	1"	820
U8202312	23	3/4"	820
U8202316	23	1"	820
U8202512	25	3/4"	820
U8202516	25	1"	820
U8202716	27	1"	820
U8203116	31	1"	820
U8204116	41	1"	820
U8212116	21	1"	821
U8212316	23	1"	821
U8212516	25	1"	821
U880916	9	1"	880 & 880 Tab
U8801016	10	1"	880 & 880 Tab
U8801116	11	1"	880 & 880 Tab
U8801216	12	1"	880 & 880 Tab
U8801516	15	1"	880 & 880 Tab
U882916	9	1"	882 & 882 Tab
U8821016	10	1"	882 & 882 Tab
U8821116	11	1"	882 & 882 Tab
U8821216	12	1"	882 & 882 Tab
U8821516	15	1"	882 & 882 Tab
U1700816	8	1"	1700 & 1701 Tab
U17001016	10	1"	1700 & 1701 Tab
U17001216	12	1"	1700 & 1701 Tab



U820

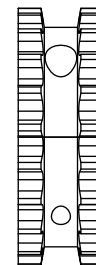
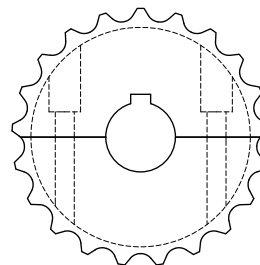
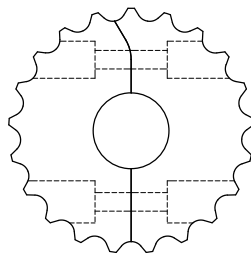
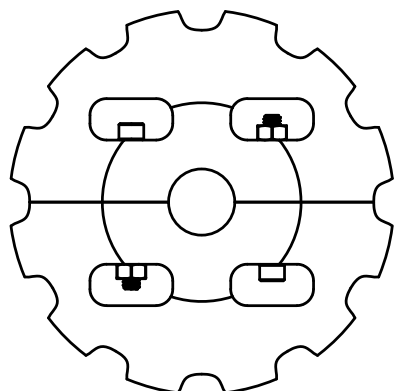


U880



U882

Two Piece Sprockets also available. Please inquire for more information.



POBCO Custom Parts

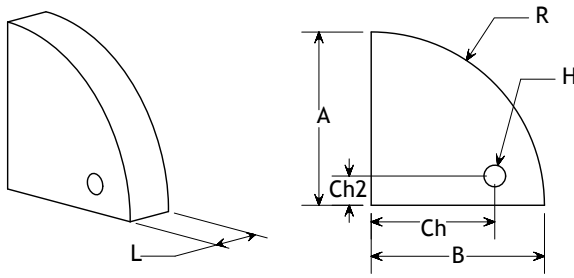
Commonly furnished in UHMW and other UHMW grades

T: 508.791.6376

FAX: 508.791.3247

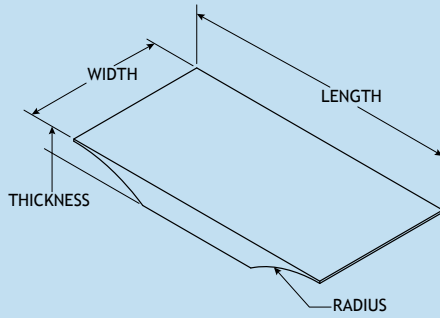
pobcco@pobccoplastics.com

Chain Tensioners



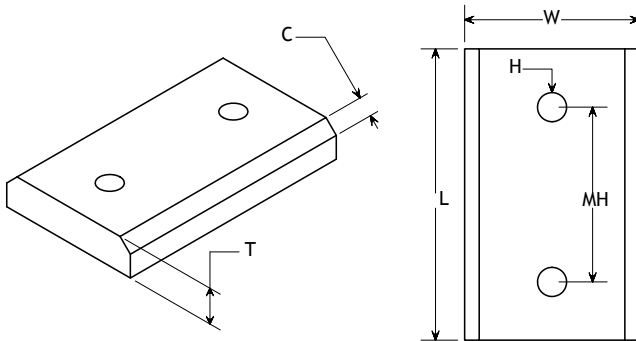
Material	
A	
B	
Ch	
Ch2	
Hole Diameter	
Radius	
L	

Custom Transfer Plates



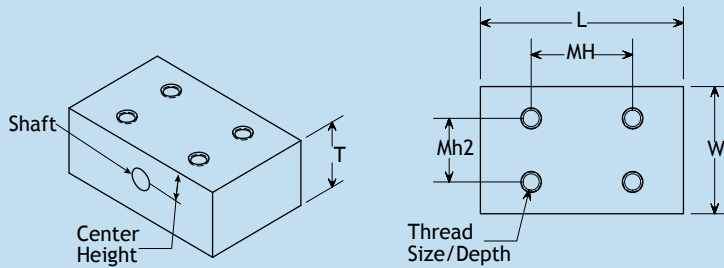
Material	
Length	
Width	
Thickness	
Radius	

Wear Pads



Material	
Thickness	
Chamfer	
Width	
Length	
MH	
Hole Size	

Linear Blocks



Material	
Shaft Size	
Length	
Width	
Thickness	
MH	
Mh2	
Center Height	
Thread Size/Depth	

POBCO Plastic Leveling Mounts (Stud Type with and without Holes)

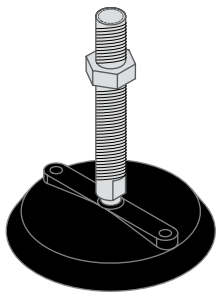
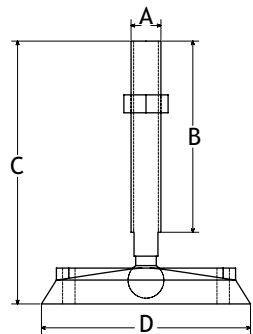
Specifications

Base is produced from Glass-filled Nylon Plastic with Zinc Plated Steel Threaded Stud or 303 Stainless Steel Threaded Stud and Hex Nut. Pad is made of Elastomer Rubber. Pad resists many organic acids, most chemicals, alkalines, salt, water and corrosion.

Information

POBCO Nylon machinery mounts are a quality and economical solution to your leveling and height adjustment needs. Threaded Stud swivels 15° in all directions. Optional pad is used for non-skid, noise and vibration reduction. Unique solid squared pattern on pad provides for a more positive non-skid surface.

ADD "N" TO END OF PART NUMBER FOR ORDERING MOUNT WITH INSTALLED NON-SKID RUBBER PAD. LOAD CAPACITY WITH PAD DECREASES BY 64%



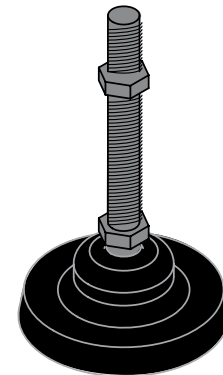
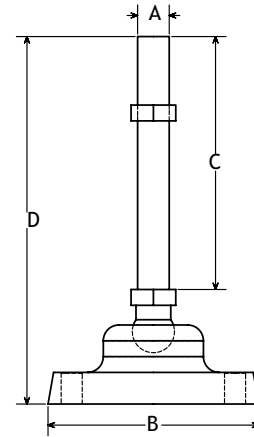
STEEL PART NUMBER		STAINLESS STEEL PART NUMBER		A	B	C	D	G	MAX LOAD
BASE W/ HOLES	BASE W/O HOLES	BASE W/ HOLES	BASE W/O HOLES	THREAD SIZE	THREAD LENGTH	OVERALL HEIGHT	BASE DIA.	HOLE DIA.	LBS
6T3WP1	6T3WP4	6T3WP7	6T3W10	3/8-16	3"	4.375	1.97 (50)	.256 (6.5)	4000
6T4WP1	6T4WP4	6T4WP7	6T4W10		4"	5.375			
6T5WP1	6T5WP4	6T5WP7	6T5W10		5"	6.375			
6T6WP1	6T6WP4	6T6WP7	6T6W10		6"	7.375			
6T8WP1	6T8WP4	6T8WP7	6T8W10		8"	9.375			
8T3WP1	8T3WP4	8T3WP7	8T3W10	1/2-13	3"	4.375	1.97 (50)	.256 (6.5)	4000
8T4WP1	8T4WP4	8T4WP7	8T4W10		4"	5.375			
8T5WP1	8T5WP4	8T5WP7	8T5W10		5"	6.375			
8T6WP1	8T6WP4	8T6WP7	8T6W10		6"	7.375			
8T8WP1	8T8WP4	8T8WP7	8T8W10		8"	9.375			
10T3WP1	10T3WP4	10T3WP7	10T3W10	5/8-11	3"	4.375	1.97 (50)	.256 (6.5)	4000
10T4WP1	10T4WP4	10T4WP7	10T4W10		4"	5.375			
10T5WP1	10T5WP4	10T5WP7	10T5W10		5"	6.375			
10T6WP1	10T6WP4	10T6WP7	10T6W10		6"	7.375			
10T8WP1	10T8WP4	10T8WP7	10T8W10		8"	9.375			
16N3WP1	16N3WP4	16N3WP7	16N3W10	M16x2	3"	4.375	1.97 (50)	.256 (6.5)	4000
16N4WP1	16N4WP4	16N4WP7	16N4W10		4"	5.375			
16N5WP1	16N5WP4	16N5WP7	16N5W10		5"	6.375			
16N6WP1	16N6WP4	16N6WP7	16N6W10		6"	7.375			
16N8WP1	16N8WP4	16N8WP7	16N8W10		8"	9.375			
6T3WP2	6T3WP5	6T3WP8	6T3W11	3/8-16	3"	4.375	3.15 (80)	.354 (9)	5000
6T4WP2	6T4WP5	6T4WP8	6T4W11		4"	5.375			
6T5WP2	6T5WP5	6T5WP8	6T5W11		5"	6.375			
6T6WP2	6T6WP5	6T6WP8	6T6W11		6"	7.375			
6T8WP2	6T8WP5	6T8WP8	6T8W11		8"	9.375			
8T3WP2	8T3WP5	8T3WP8	8T3W11	1/2-13	3"	4.375	3.15 (80)	.354 (9)	5000
8T4WP2	8T4WP5	8T4WP8	8T4W11		4"	5.375			
8T5WP2	8T5WP5	8T5WP8	8T5W11		5"	6.375			
8T6WP2	8T6WP5	8T6WP8	8T6W11		6"	7.375			
8T8WP2	8T8WP5	8T8WP8	8T8W11		8"	9.375			
10T3WP2	10T3WP5	10T3WP8	10T3W11	5/8-11	3"	4.375	3.15 (80)	.354 (9)	5000
10T4WP2	10T4WP5	10T4WP8	10T4W11		4"	5.375			
10T5WP2	10T5WP5	10T5WP8	10T5W11		5"	6.375			
10T6WP2	10T6WP5	10T6WP8	10T6W11		6"	7.375			
10T8WP2	10T8WP5	10T8WP8	10T8W11		8"	9.375			
11T3WP2	11T3WP5	11T3WP8	11T3W11	3/4-10	3"	4.375	3.15 (80)	.354 (9)	5000
11T4WP2	11T4WP5	11T4WP8	11T4W11		4"	5.375			
11T5WP2	11T5WP5	11T5WP8	11T5W11		5"	6.375			
11T6WP2	11T6WP5	11T6WP8	11T6W11		6"	7.375			
11T8WP2	11T8WP5	11T8WP8	11T8W11		8"	9.375			
16N3WP2	16N3WP5	16N3WP8	16N3W11	M16x2	75	114.7	3.15 (80)	.354 (9)	5000
16N4WP2	16N4WP5	16N4WP8	16N4W11		100	139.7			
16N5WP2	16N5WP5	16N5WP8	16N5W11		125	164.7			
16N6WP2	16N6WP5	16N6WP8	16N6W11		150	190.7			
16N8WP2	16N8WP5	16N8WP8	16N8W11		200	241.7			
10T4WP3	10T4WP6	10T4WP9	10T4W12	5/8-11	4"	5.663	4.33 (110)	.410 (10.5)	7500
10T5WP3	10T5WP6	10T5WP9	10T5W12		5"	6.663			
10T6WP3	10T6WP6	10T6WP9	10T6W12		6"	7.663			
10T8WP3	10T8WP6	10T8WP9	10T8W12		8"	9.663			
11T4WP3	11T4WP6	11T4WP9	11T4W12	3/4-10	4"	5.663	4.33 (110)	.410 (10.5)	7500
11T5WP3	11T5WP6	11T5WP9	11T5W12		5"	6.663			
11T6WP3	11T6WP6	11T6WP9	11T6W12		6"	7.663			
11T8WP3	11T8WP6	11T8WP9	11T8W12		8"	9.663			
12T5WP3	12T5WP6	12T5WP9	12T5W12	1-8	5"	6.663	4.33 (110)	0.41 (10.5)	7500
12T6WP3	12T6WP6	12T6WP9	12T6W12		6"	7.663			
12T8WP3	12T8WP6	12T8WP9	12T8W12		8"	9.662			
12T10WP3	12T10WP6	12T10WP9	12T10W12		10"	11.663			

POBCO Heavy Duty Plastic Leveling Mounts

POBCO PART NO.	POBCO PART NO.	THREAD	BASE DIA.	THREAD LENGTH	TOTAL HEIGHT	HEX NUT	MAX LOAD
STEEL	STAINLESS	A	B	C	D	SIZE	LBS
PBNYLC56	PBNYLC56SS	5/8-11	5"	6"	8-1/4"	1-1/16"	10000
PBNYLC58	PBNYLC58SS	5/8-11	5"	8"	10-1/4"	1-1/16"	10000
PBNYLC510	PBNYLC510SS	5/8-11	5"	10"	12-1/4"	1-1/16"	10000
PBNYLD56	PBNYLD56SS	3/4-10	5"	6"	8-1/4"	1-1/16"	10000
PBNYLD58	PBNYLD58SS	3/4-10	5"	8"	10-1/4"	1-1/16"	10000
PBNYLD510	PBNYLD510SS	3/4-10	5"	10"	12-1/4"	1-1/16"	10000
PBNYLE56	PBNYLE56SS	1-8	5"	6"	8-1/4"	1-3/8"	10000
PBNYLE58	PBNYLE58SS	1-8	5"	8"	10-1/4"	1-3/8"	10000
PBNYLE510	PBNYLE510SS	1-8	5"	10"	12-1/4"	1-3/8"	10000
PBNYLF56	PBNYLF56SS	1-1/8-7	5"	6"	8-1/4"	1-3/8"	10000
PBNYLF58	PBNYLF58SS	1-1/8-7	5"	8"	10-1/4"	1-3/8"	10000
PBNYLF510	PBNYLF510SS	1-1/8-7	5"	10"	12-1/4"	1-3/8"	10000
PBNYLG56	PBNYLG56SS	1-1/4-7	5"	6"	8-1/4"	1-7/8"	10000
PBNYLG58	PBNYLG58SS	1-1/4-7	5"	8"	10-1/4"	1-7/8"	10000
PBNYLG510	PBNYLG510SS	1-1/4-7	5"	10"	12-1/4"	1-7/8"	10000
PBMNYLC56	PBMNYLC56SS	M16	5"	6"	8-1/4"	1-1/16"	10000
PBMNYLC58	PBMNYLC58SS	M16	5"	8"	10-1/4"	1-1/16"	10000
PBMNYLC510	PBMNYLC510SS	M16	5"	10"	12-1/4"	1-1/16"	10000
PBMNYLD56	PBMNYLD56SS	M20	5"	6"	8-1/4"	1-1/16"	10000
PBMNYLD58	PBMNYLD58SS	M20	5"	8"	10-1/4"	1-1/16"	10000
PBMNYLD510	PBMNYLD510SS	M20	5"	10"	12-1/4"	1-1/16"	10000
PBMNYLE56	PBMNYLE56SS	M24	5"	6"	8-1/4"	1-3/8"	10000
PBMNYLE58	PBMNYLE58SS	M24	5"	8"	10-1/4"	1-3/8"	10000
PBMNYLE510	PBMNYLE510SS	M24	5"	10"	12-1/4"	1-3/8"	10000
PBMNYLF56	PBMNYLF56SS	M30	5"	6"	8-1/4"	1-3/8"	10000
PBMNYLF58	PBMNYLF58SS	M30	5"	8"	10-1/4"	1-3/8"	10000
PBMNYLF510	PBMNYLF510SS	M30	5"	10"	12-1/4"	1-3/8"	10000

Specifications

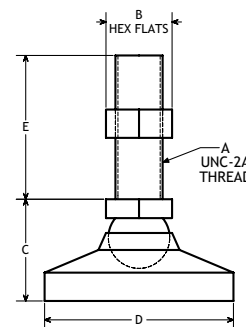
Base Diameter = 5"
Glass Filled black nylon base with steel and stainless threads. Inch & Metric Sizes. Pop out style lag holes.



POBCO Steel and Stainless Steel Leveling Mounts

Specifications	Information
Plated carbon steel. Hardened stud with ball end is machined from solid bar. Stainless steel type 303. Jam nut standard part of assembly. All dimensions, except for thread dimensions have maximum +/- 0.5mm (.019") tolerance.	Leveling Mounts Swivel pads swivel 7-1/2° each side of the centerline to adjust to uneven surfaces and level machine tools, electronic racks, benches, etc. Large diameter pad design assures solid support.

PART NUMBER		A	B	C	D	E	MAX LOAD (LBS)
YELLOW ZINC PLATED THREAD	STAINLESS STEEL						
3T1250LIT	3T1250LTM	1/4-20	7/16	.70	1	1-1/4	1000
6T2LIT	6T2LTM	3/8-16	5/8	7/8	1-1/4	2	3750
8T2LIT	8T2LTM	1/2-13	3/4	1-1/8	1-7/8	2	5000
10T2LIT	10T2LTM	5/8-11	7/8	1-1/4	2-1/2	2	6000
10T4LIT	10T4LTM	5/8-11	7/8	1-1/4	2-1/2	4	6000
11T2LIT	11T2LTM	3/4-10	1-1/16	1-1/2	3	2	7400
12T425LIT	12T6LTM	1-8	1-3/8	1-7/8	4	4-1/4	20000
1025545	12T8LTM	1-8	1-3/8	1-7/8	4	8	20000
-	13T2LTM	5/8-18	7/8	1-1/4	2-1/2	2	6000

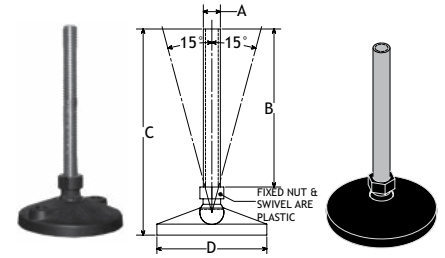


POBCO Plastic Leveling Mounts 4" Base Diameter

Locked thread option available

STEEL PART NO.		STAINLESS PART NUMBER		THREAD		
BASE WITH LAGHOLES	NO HOLES	BASE WITH LAGHOLES	NO HOLES	A	C	B
PMP704712STLAG	PMP704712ST	PMP704712SSLAG	PMP704712SS	1/2-13	7.68"	5.75
PMP704758STLAG	PMP704758ST	PMP704758SSLAG	PMP704758SS	5/8-11	7.68"	5.75
PMP704734STLAG	PMP704734ST	PMP704734SSLAG	PMP704734SS	3/4-10	7.68"	5.75
PMP7041034STLAG	PMP7041034ST	PMP7041034SSLAG	PMP7041034SS	3/4-10	10.68"	8.50

Other Sizes Available. Maximum Load: 2600 lbs.

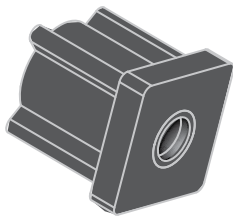


POBCO Threaded Tube Ends

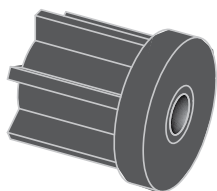
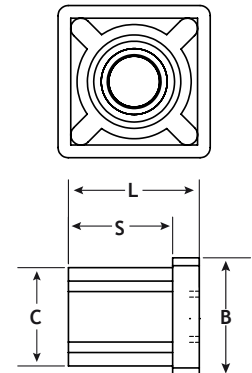
For Square and Round Tubes

Material: Black Reinforced Nylon with threaded Brass Inserts

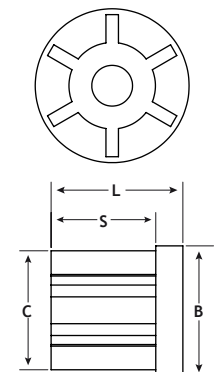
Used as supports with adjustable leveling mounts in machinery and conveyor equipment.



PART NUMBER	FITS TUBE SIZE	THREAD SIZE	B	C	L	S	MAX STATIC LOAD
TC1.016GA3/8	1", 16 GA	3/8-16	1.00	0.89	1.18	0.99	650 LBS
TC1.511GA1/2	1-1/2", 11 GA	1/2-13	1.50	1.27	1.70	1.37	1000 LBS
TC1.511GA5/8	1-1/2", 11 GA	5/8-11	1.50	1.27	1.70	1.37	1000 LBS
TC1.511GA3/4	1-1/2", 11 GA	3/4-10	1.50	1.27	1.70	1.37	1000 LBS
TC1.511GAM16	1-1/2", 11 GA	M16	1.50	1.27	1.70	1.37	1000 LBS
TC1.511GAM20	1-1/2", 11 GA	M20	1.50	1.27	1.70	1.37	1000 LBS
TC1.516GA1/2	1-1/2", 16 GA	1/2-13	1.50	1.37	1.70	1.37	1000 LBS
TC1.516GA5/8	1-1/2", 16 GA	5/8-11	1.50	1.37	1.70	1.37	1000 LBS
TC1.516GA3/4	1-1/2", 16 GA	3/4-10	1.50	1.37	1.70	1.37	1000 LBS
TC1.516GAM16	1-1/2", 16 GA	M16	1.50	1.37	1.70	1.37	1000 LBS
TC1.516GAM20	1-1/2", 16 GA	M20	1.50	1.37	1.70	1.37	1000 LBS
TC211GA1/2	2", 11 GA	1/2-13	2.00	1.76	2.00	1.60	1750 LBS
TC211GA5/8	2", 11 GA	5/8-11	2.00	1.76	2.00	1.60	1750 LBS
TC211GA3/4	2", 11 GA	3/4-10	2.00	1.76	2.00	1.60	1750 LBS
TC211GAM16	2" 11 GA	M16	2.00	1.76	2.00	1.60	1750 LBS
TC211GAM20	2" 11 GA	M20	2.00	1.76	2.00	1.60	1750 LBS
TC216GA1/2	2", 16 GA	1/2-13	2.00	1.87	2.00	1.60	1750 LBS
TC216GA5/8	2", 16 GA	5/8-11	2.00	1.87	2.00	1.60	1750 LBS
TC216GA3/4	2", 16 GA	3/4-10	2.00	1.87	2.00	1.60	1750 LBS
TC216GAM16	2" 16 GA	M16	2.00	1.87	2.00	1.60	1750 LBS
TC216GAM20	2" 16 GA	M20	2.00	1.87	2.00	1.60	1750 LBS

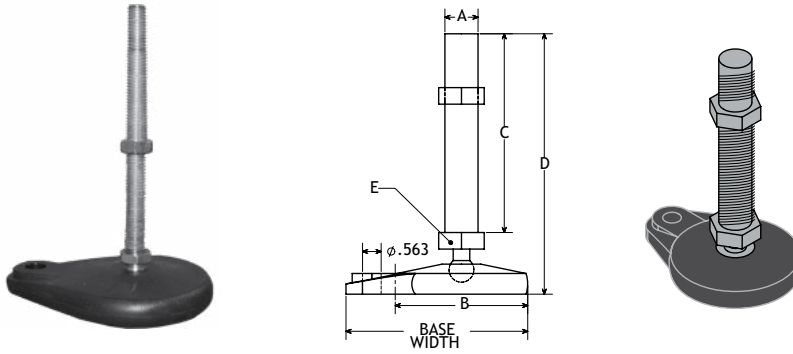


PART NUMBER	FITS TUBE SIZE	THREAD SIZE	B	C	L	S	MAX STATIC LOAD
TCR1.516GA1/2	1-1/2", 16 GA	1/2-13	1.50	1.37	1.70	1.37	1000 LBS
TCR1.516GA5/8	2", 11 GA	5/8-11	1.50	1.37	1.70	1.37	1000 LBS
TCR211GA3/4	2", 16 GA	3/4-10	2.00	1.76	2.00	1.57	1750 LBS
TCR216GA1/2	2", 16 GA	1/2-13	2.00	1.87	2.00	1.57	1750 LBS
TCR216GA5/8	2", 16 GA	5/8-11	2.00	1.87	2.00	1.57	1750 LBS
TCR216GA3/4	2", 16 GA	3/4-10	2.00	1.87	2.00	1.57	1750 LBS



POBCO Teardrop Leveling Mounts

POBCO Teardrop design offsets the single lag hole. The offset hole provides the necessary clearance to drill the lag bolt in place without the need to move the machine. Install up to a 1/2" diameter lag bolt. Threads are available in Steel or Stainless Steel.



INCHES		A	B	WIDTH	C	D	E	LBS
STEEL	STAINLESS STEEL	THREAD	BASE DIA.	BASE	THREAD LENGTH	TOTAL HEIGHT	HEX SIZE	MAX LOAD
PTD124.04ST	PTD124.04	1/2-13	4	5-7/16	4	5-5/16	3/4	5000
PTD124.06ST	PTD124.06	1/2-13	4	5-7/16	6	7-5/16	3/4	5000
PTD124.08ST	PTD124.08	1/2-13	4	5-7/16	8	9-5/16	3/4	5000
PTD584.04ST	PTD584.04	5/8-11	4	5-7/16	4	5-5/16	7/8	6000
PTD584.06ST	PTD584.06	5/8-11	4	5-7/16	6	7-5/16	7/8	6000
PTD584.08ST	PTD584.08	5/8-11	4	5-7/16	8	9-5/16	7/8	6000
PTD344.04ST	PTD344.04	3/4-10	4	5-7/16	4	5-5/16	1-1/16	7500
PTD344.06ST	PTD344.06	3/4-10	4	5-7/16	6	7-5/16	1-1/16	7500
PTD344.08ST	PTD344.08	3/4-10	4	5-7/16	8	9-5/16	1-1/16	7500
PTD184.04ST	PTD184.04	1-8	4	5-7/16	4	5-5/16	1-3/8	7500
PTD184.06ST	PTD184.06	1-8	4	5-7/16	6	7-5/16	1-3/8	7500
PTD184.08ST	PTD184.08	1-8	4	5-7/16	8	9-5/16	1-3/8	7500

METRICS		A	B	WIDTH	C	D	E	KG
STEEL	STAINLESS STEEL	THREAD	BASE DIA.	BASE	THREAD LENGTH	TOTAL HEIGHT	HEX SIZE	MAX LOAD
PTDM124.04ST	PTDM124.04	M12	100mm	138mm	102mm	135mm	20mm	2270
PTDM124.06ST	PTDM124.06	M12	100mm	138mm	152mm	185mm	20mm	2270
PTDM124.08ST	PTDM124.08	M12	100mm	138mm	203mm	236mm	20mm	2270
PTDM164.04ST	PTDM164.04	M16	100mm	138mm	102mm	135mm	22mm	2275
PTDM164.06ST	PTDM164.06	M16	100mm	138mm	152mm	185mm	22mm	2275
PTDM164.08ST	PTDM164.08	M16	100mm	138mm	203mm	236mm	22mm	2275
PTDM204.04ST	PTDM204.04	M20	100mm	138mm	102mm	135mm	27mm	3409
PTDM204.06ST	PTDM204.06	M20	100mm	138mm	152mm	185mm	27mm	3409
PTDM204.08ST	PTDM204.08	M20	100mm	138mm	203mm	236mm	27mm	3409
PTDM244.04ST	PTDM244.04	M24	100mm	138mm	102mm	135mm	35mm	3409
PTDM244.06ST	PTDM244.06	M24	100mm	138mm	152mm	185mm	35mm	3409
PTDM244.08ST	PTDM244.08	M24	100mm	138mm	203mm	236mm	35mm	3409

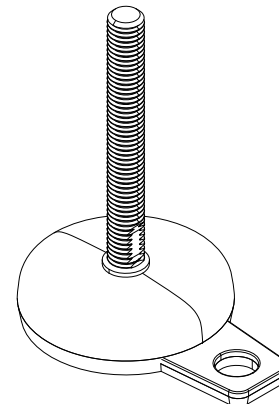
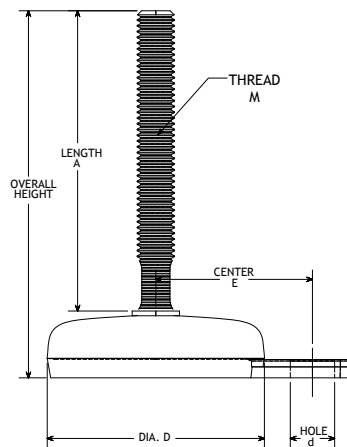
T: 508.791.6376

FAX: 508.791.3247

pobcco@pobccoplastics.com

POBCO 304 Stainless Steel Mounts w/Anchoring Hole

Designed for food & beverage and chemical processing equipment. Anchoring plates provide secure connection to floor.



POBCO PART NO.	Dia. D (in)	Thread M	Length A	Base Ht H	Overall Height	Hole d (in)	Center E (in)	Load (lbs)	Advantages
PP1003400	2.95"	1/2-13	4	.89"	4.89"	.59"	2.09"	2,697	<ul style="list-style-type: none"> • Rubber meets FDA 177.2600 • Operating temperature -20° to 100° C • Washdown applications • Highly polished rounded base • 5° swivel for good floor contact • Rounded Polished base for fluid run-off
PP1003402	2.95"	1/2-13	6	.89"	6.89"	.59"	2.09"	2,562	
PP1003404	2.95"	1/2-13	8	.89"	8.89"	.59"	2.09"	1,438	
PP1003395	2.95"	1/2-13	10	.89"	10.89"	.59"	2.09"	921	
PP1003464	2.95"	5/8-11	4	.91"	4.91"	.59"	2.09"	2,697	
PP1003465	2.95"	5/8-11	6	.91"	6.91"	.59"	2.09"	2,697	
PP1003466	2.95"	5/8-11	8	.91"	8.91"	.59"	2.09"	2,697	
PP1003461	2.95"	5/8-11	10	.91"	10.91"	.59"	2.09"	2,472	
PP1003443	2.95"	3/4-10	4	.91"	4.91"	.59"	2.09"	2,697	
PP1003444	2.95"	3/4-10	6	.91"	6.91"	.59"	2.09"	2,697	
PP1003445	2.95"	3/4-10	8	.91"	8.91"	.59"	2.09"	2,697	
PP1003440	2.95"	3/4-10	10	.91"	10.91"	.59"	2.09"	2,697	
PP1003470	2.95"	7/8-9	4	.93"	4.93"	.59"	2.09"	2,697	
PP1003471	2.95"	7/8-9	6	.93"	6.93"	.59"	2.09"	2,697	
PP1003472	2.95"	7/8-9	8	.93"	8.93"	.59"	2.09"	2,697	
PP1003467	2.95"	7/8-9	10	.93"	10.93"	.59"	2.09"	2,697	
PP1003533	3.94"	5/8-11	4	1.34"	5.34"	.59"	2.64"	3,147	
PP1003534	3.94"	5/8-11	6	1.34"	7.34"	.59"	2.64"	3,147	
PP1003535	3.94"	5/8-11	8	1.34"	9.34"	.59"	2.64"	3,147	
PP1003530	3.94"	5/8-11	10	1.34"	11.34"	.59"	2.64"	2,472	
PP1003512	3.94"	3/4-10	4	1.34"	5.34"	.59"	2.64"	3,147	
PP1003513	3.94"	3/4-10	6	1.34"	7.34"	.59"	2.64"	3,147	
PP1003514	3.94"	3/4-10	8	1.34"	9.34"	.59"	2.64"	3,147	
PP1003509	3.94"	3/4-10	10	1.34"	11.34"	.59"	2.64"	3,147	
PP1003539	3.94"	7/8-9	4	1.36"	5.36"	.59"	2.64"	3,147	
PP1003540	3.94"	7/8-9	6	1.36"	7.36"	.59"	2.64"	3,147	
PP1003541	3.94"	7/8-9	8	1.36"	9.36"	.59"	2.64"	3,147	
PP1003536	3.94"	7/8-9	10	1.36"	11.36"	.59"	2.64"	3,147	

pobco@pobcoplastics.com

FAX: 508.791.3247

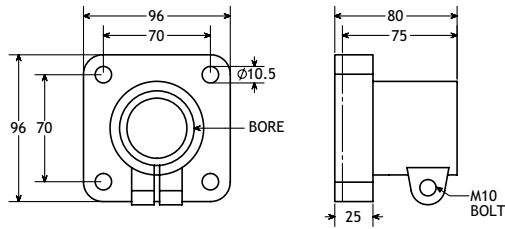
T: 508.791.6376

POBCO Support Heads, Side Mounting Brackets & Cross Ties

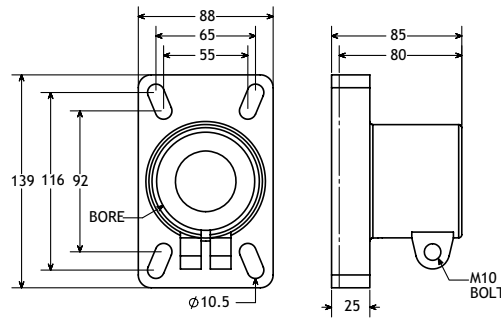
Materials:

- Black Reinforced Polyamide
- Stainless Steel Nuts & Bolt

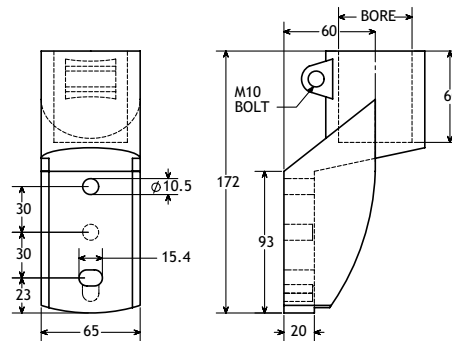
PART NO.	MM BORE	INCH BORE
PP80651	48.3	1.90
PP83110	50.8	2.00



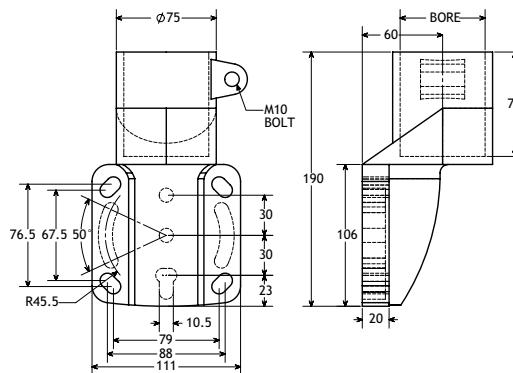
PART NO.	MM BORE	INCH BORE
PP80765	60.3	2.37
PP82073	50.8	2.00
PP80767	48.3	1.90
PP80769	42.4	1.66



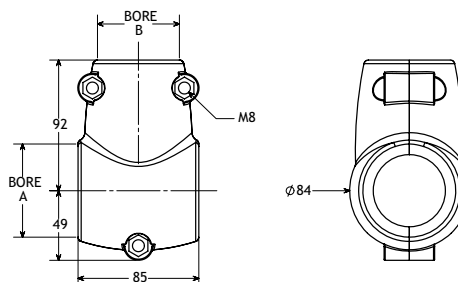
PART NO.	MM BORE	INCH BORE
PP80649	48.3	1.90



PART NO.	MM BORE	INCH BORE
PP80791	60.3	2.37
PP83211	50.8	2.00
PP80793	48.3	1.90
PP80795	42.4	1.66

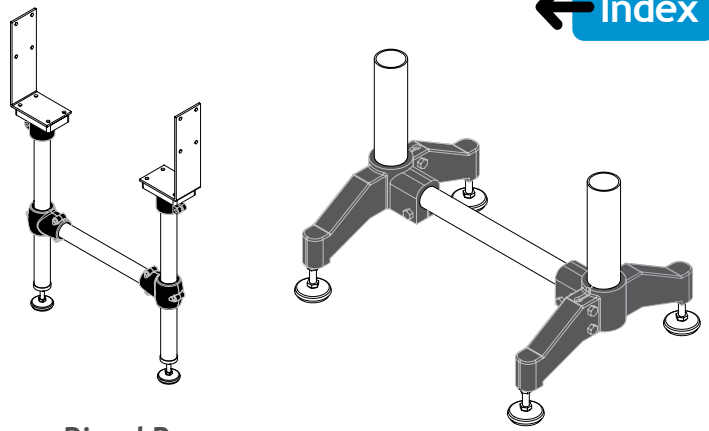


PART NO.	MM BORE A	INCH BORE A	MM BORE B	INCH BORE B
PP80639	60.3	2.37	48.3	1.90
PP80641	60.3	2.37	42.4	1.66
PP80643	48.3	1.90	48.3	1.90
PP80645	48.3	1.90	42.4	1.66



POBCO Plastic Support Bases

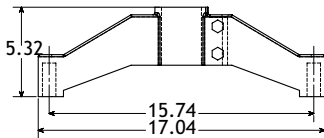
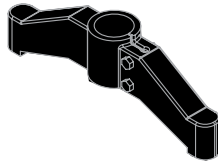
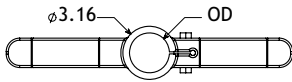
Bases can be used with pipe and tubing diameters of 1.90", 2.00" and 2.375"



Bipod Base

Materials: Reinforced polyamide with stainless steel fasteners and brass inserts.

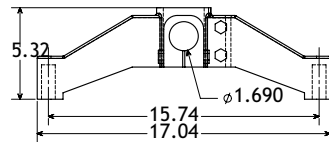
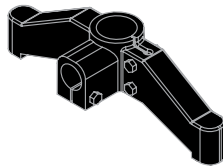
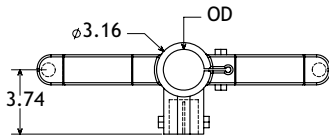
BIPOD BASE PART NUMBER	FITS TYPE	PIPE OD	INSERT THREAD
PB2L1.50M16	1-1/2" pipe	1.90	16mm
PB2LT2.0M16	2" tube	2.00	16mm
PB2L2.0M16	2" pipe	2.38	16mm



Bipod Base Cross-Tie Version

Reinforced polyamide with stainless steel fasteners and brass inserts.

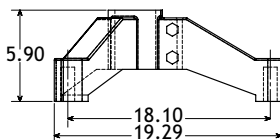
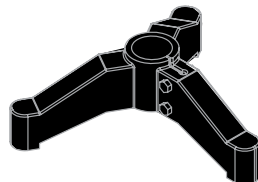
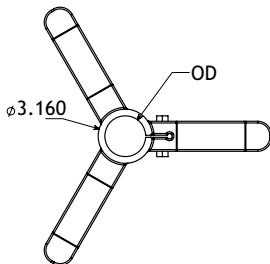
CROSS-TIE VERSION PART NUMBER	FITS TYPE	PIPE OD	INSERT THREAD
PCT2L1.50M16	1-1/2" pipe	1.90	16mm
PCT2LT2.0M16	2" tube	2.00	16mm
PCT2L2.0M16	2" pipe	2.38	16mm



Tripod Base Cross-Tie Version

Materials: Reinforced polyamide with stainless steel fasteners and brass inserts.

TRIPOD BASE PART NUMBER	FITS TYPE	PIPE OD	INSERT THREAD
PT3L1.50M16	1-1/2" pipe	1.90	16mm
PT3LT2.0M16	2" tube	2.00	16mm
PT3L2.0M16	2" pipe	2.38	16mm




POBCO Sheet and Rod

POBCO products are made from a variety of high performance materials. Many materials are available as rectangular wear strips. POBCO can also offer the following products as full or part sheet and rod.

POBCO Plastics Sheet

- POBCO UHMW (white)
- POBCO Plus (lube-filled UHMW)
- POBCO HiWear (black)
- POBCO Black Reprocessed
- POBCO Green Virgin
- POBCO Anti-Static Black
- POBCO Blue UXC



**NOT ALL MATERIALS ARE AVAILABLE IN EVERY SIZE. PLEASE CALL FOR CURRENT AVAILABILITY.*

THICKNESS	12"X48"	24"X48"	48"X48"	48"X96"	48"X120"
1/8"	WS*02192L48	WS*02384L48	WS*02768L48	WS*02768L96	WS*02768L120
3/16"	WS*03192L48	WS*03384L48	WS*03768L48	WS*03768L96	WS*03768L120
1/4"	WS*04192L48	WS*04384L48	WS*04768L48	WS*04768L96	WS*04768L120
5/16"	WS*05192L48	WS*05384L48	WS*05768L48	WS*05768L96	WS*05768L120
3/8"	WS*06192L48	WS*06384L48	WS*06768L48	WS*06768L96	WS*06768L120
1/2"	WS*08192L48	WS*08384L48	WS*08768L48	WS*08768L96	WS*08768L120
5/8"	WS*10192L48	WS*10384L48	WS*10768L48	WS*10768L96	WS*10768L120
3/4"	WS*12192L48	WS*12384L48	WS*12768L48	WS*12768L96	WS*12768L120
7/8"	WS*14192L48	WS*14384L48	WS*14768L48	WS*14768L96	WS*14768L120
1"	WS*16192L48	WS*16384L48	WS*16768L48	WS*16768L96	WS*16768L120
1-1/4"	WS*20192L48	WS*20384L48	WS*20768L48	WS*20768L96	WS*20768L120
1-1/2"	WS*24192L48	WS*24384L48	WS*24768L48	WS*24768L96	WS*24768L120
1-3/4"	WS*28192L48	WS*28384L48	WS*28768L48	WS*28768L96	WS*28768L120
2"	WS*32192L48	WS*32384L48	WS*32768L48	WS*32768L96	WS*32768L120

POBCO Plastics Rod

UHMW Rod stock is available in many diameters from 1/2" to 6". POBCO stocks Natural UHMW and Lube Filled UHMW, Black Anti-Static UHMW, Hi-Temp UHMW, Acetal, Nylon, Nylon-MD, PTFE and Glass Filled PTFE. Most sizes can be provided in 1ft. increments. Please inquire for details.

THICKNESS TOLERANCES	WIDTH & LENGTH TOLERANCES	LENGTH TOLERANCES
1/8" - 3/16" +/-15%	+.50/--.25"	+.50/--.25"
1/4" & Over +/-10%		



POBCO Performance Materials

POBCO-B® HARDWOOD (NO-STATIC BUILDUP) POBCO-B lubricant-impregnated hardwood bearings, wearstrips and components often provide the best overall service of our various bearing materials. These natural fiber bearings are 100% filled with a blend of fluid lubricants. They render a greater speed/ load capability and have a lower wear rate factor than many plastics. This material is suitable for indirect contact only in the food and beverage industry. (100% Dielectric)

POBCO UHMW (RATED FOR 180 DEG F) AND POBCO HI-TEMP UHMW (RATED FOR 275 DEG F) Both the UHMW and Hi-Temp UHMW bearings and wear strips are made from Ultra High Molecular Weight Polyethylene (UHMW). This material is widely used to reduce friction from metal on metal contact. Applications are often in the presence of abrasive particles, wet environments, and will tolerate exposure to many chemicals. It is FDA and USDA approved for direct contact with food products. (special blends and colors available)

POBCO PLUS® POBCO Plus bearings and components are manufactured utilizing a food grade fluid lubricant united with UHMW plastic. This product was developed to retain the basic properties of UHMW while creating a plastic bearing material which reduces the coefficient of friction and wear rate factor. POBCO Plus meets all official requirements for use in the food and beverage industry. Reduces drag and friction up to 40%.

POBCO BLUE UXC UHMW is primarily used as Guide material for Table Top and Roller Chain applications. This blend of UHMW has a coefficient of friction of 50% to 75% less than standard UHMW when used with Acetal, PET and Steel Table Top Chain. Other characteristics include: outstanding dry-running properties, FDA compliant, noise reducing, and eliminates the slip-stick effect (back-sliding).

POBCO BLUE "AW" is our lowest coefficient of friction formula. Lubricant is uniformly dispersed for continued lubricity throughout the cross section. Reduces tendency to "stick-slip" under intermittent dynamic loads. Ideal for belt guides, roller chain guides, and table top applications and is FDA compliant. Color: Royal blue

POBCO STATIC-DISSIPATIVE /ANTI-STATIC MATERIALS POBCO offers several plastics materials with varying degrees of static-reduction capabilities, including black UHMW. These materials can help solve electrical discharge and dirt/ grime attraction problems. These materials offer excellent wear and bearing properties and are available in many standard and custom shapes and sizes including Guide Rails, Wear Strips, Clip-Ons, Bearings and Conveyor Rollers. Minimums may apply. These plastic materials are not FDA/USDA compliant.

Static-Dissipative Range: Surface Resistivity 10^5 - 10^9 ohms/square
Anti-Static Range: Surface Resistivity 10^9 - 10^{14} ohms/square

POBCO HI-WEAR UHMW 33% more wear resistant than unfilled UHMW. Excellent for use as Chain Guides, Bottle-Neck Guides, Liners and in Waste Handling applications. Not FDA/USDA compliant.

ACETAL (DELTRIN®) POBCO molded Delrin bearings and components find their primary usage in light to medium duty applications. POBCO machined Delrin bearings can be made for heavier duty applications. Our Delrin equipped rollers have low overall cost while affording long service life. Acetal is FDA, USDA compliant. Acetal is more resistant to hot steam cleaning than UHMW.

POBCO NYWEAR (FDA & NON FDA MATERIALS) POBCO Nywear bearings and components are especially suited for high heat (230°F+) material handling applications. This fluid lubricant-filled plastic renders exceptional wear and abrasive resistant capabilities with a low heat build up. High PV limit.

POBCO NYLON MD (NYLATRON GS®) POBCO Dry Lubricant-Filled Nylon bearings and components are preferred for heavy load, high speed operations up to approximately 220°F operating temperatures. Color is charcoal gray/black.

RULON® LR (NON FDA) Specially compounded forms of PTFE Fluoropolymer used as a bearing material which requires no lubrication and is capable of performing under severe temperature and corrosive conditions. The operating temperature ranges from - 400° to +550°F.

RULON® 641 white plastic is approved for use in the Food, Drug, and Chemical Industry. This material is common for high heat applications up to 550°F. It's friction decreases rapidly with increasing load. Other grades of Rulon also are available with higher/lower PV values for nonfood applications.

POBCO PTFES Highly chemically resistant, with operating temp. range of 450° - 550°F depending on the additive. High PV ratings and some food grades available.

POBCO POBLON is a Hi-Temp (500°F), proprietary blend of PTFE. POBLON is FDA/USDA compliant. Used in food & pharmaceutical applications such as ovens, fryers, proofing & curing operations. A less expensive alternative to Rulon 641. Color is off-white.

PEEK® High Temp. 480°F, High PV limits, low coefficient of friction excellent chemical & wear resistant.

ERTALYTE® PET-P (POLYESTER) Excellent dimensional stability, less moisture absorption & better wear resistance than many plastics, operates at 210°F continuously, FDA compliant, weather resistant. Good chemical and abrasion resistance.

POBCO DRY WEAR DRY LUBE FILLED UHMW Black color Non-FDA. Improved coefficient of friction and anti-static properties. Better in dusty applications: less build-up. UV stabilized.

Metal detectable Acetal and UHMW now available. Please inquire for more details. It is the responsibility of the user to test and approve the metal detection of this product due to variations in metal detection systems and required sensitivity settings.

Properties of POBCO Materials

T: 508.791.6376

FAX: 508.791.3247

poeco@pobcoplastics.com

ENGINEERING DATA	POBCO-B HARDWOOD	UHMW	LUBE-FILLED UHMW PLUS®	REPRO UHMW	(7) HI-TEMP. UHMW	(13) HI-WEAR UHMW	DRYWEAR UHMW	(11) NYWEAR	NYLON	(10) NYLON MD
CODE LETTERS	B	U	P	UR	UH	CP	DW	NW	N	MD
P.V. Cap psi-fpm (1)	12,000	2,000	12,000	2,000	2,000	2,300	4,000	16,000	2,500	3,500
Max. Surface Speed fpm	500	100	300+	100	100	100	150	150	100	150
Static Load Cap. psi	1,000	1,000	600	900	1,000	1,000	1,000	1,000	1,000	1,000
Service Temp. Range (2) °F	180	180	165	180	275	200	180	230+	220	220
Coef. of Friction Ave.	.09	.15-.20	.06-.12	.15-.20	.15-.20	.16-.18	.15	.15	.19	.17
Abrasion Resistance (3)	1-3	1-2	1-2	1-2	1-2	1	1-2	3	3	3
Dim. Stability in Water	Fair	Exc.	Exc.	Exc.	Exc.	Exc.	Exc.	Good	Fair	Fair
USDA/FDA Compliant	Indirect	yes	yes	no	yes	no	no	yes*	yes	no
Chemical Resistance at 73° F*										
Acid Weak	A	A	A	A	A	A	A	A	A	A
Acid Strong	L	L	L	L	L	A	L	U	U	U
Alkalies Weak	A	A	A	A	A	A	A	A	A	A
Alkalies Strong	L	A	A	A	A	A	A	A	A	A
Hydrocarbon Aromatic	-	L	L	L	L	A	L	A	A	A
Hydrocarbon Aliphatic	-	A	A	A	A	A	A	A	A	A
Ketones	-	A	A	A	A	A	A	A	A	A
Ethers	-	A	A	A	A	A	A	A	A	A
Alcohols	-	A	A	A	A	A	A	A	A	A
Inorganic Salt Solution	A	A	A	A	A	A	A	A	-	A
Continuous Sunlight	A	U**	L	L	L	A	L	L	L	L
Standard Color	Brown	White	Grey/Brown	Black/Green	White	Black/Green	Black	Natural	White/Grey	Black
Low Temp °F*	-	-200	-	-200	-	-	-	-10	-10	-10

ENGINEERING DATA	ACETAL DELRIN®	(8) ACETAL AF	VIRGIN PTFE	GLASS FILLED PTFE	POBLON	RULON® 641	RULON® LR BEARING GRADE	ERTALYTE®	UNFILLED PEEK
CODE LETTERS	D	DT	T	GT	TM	RF	RB	YT	PK
P.V. Cap psi-fpm (1)	2,000	8,000	1,000	10,000	10,000	10,000	10,000	2,800	14,000
Max. Surface Speed fpm	100	150	100	400	400	400	400	125	100
Static Load Cap. psi	2,000	2,000	400	800	1,000	1,000	1,000	2,000	6,000
Service Temp. Range (2)°F	180	200	450	500	500	550	550	210	480
Coef. of Friction Ave.	.22	.08-.14	.06-.15	.10-.13	.10-.30	.10-.30	.15-.25	.20	.20
Abrasion Resistance (3)	5	1-2	5	1-2	1-2	1-2	1-2	3	1-2
Dim. Stability in Water	Good	Good	Exc.	Exc.	Exc.	Exc.	Exc.	Good	Exc.
USDA/FDA Compliant	yes	maybe	yes	no	Yes	yes	no	yes	yes
Chemical Resistance at 73° F*									
Acid Weak	A	S	A	A	A	A	A	A	A
Acid Strong	U	U	A	A	A	A	A	L	L
Alkalies Weak	A	A	A	A	A	A	A	A	A
Alkalies Strong	U	U	A	A	A	A	A	U	A
Hydrocarbon Aromatic	A	A	A	A	A	A	A	A	A
Hydrocarbon Aliphatic	A	A	A	A	A	A	A	A	A
Ketones	A	A	A	A	A	A	A	L	A
Ethers	A	A	A	A	A	A	A	A	A
Alcohols	A	A	A	A	A	A	A	A	A
Inorganic Salt Solution	-	A	A	A	A	A	A	A	A
Continuous Sunlight	U	L	A	A	A	A	A	A	-
Standard Color	White	Brown	White	White	White	White	Maroon	White	Beige
Low Temp °F*	-40	-40	-200	-200	-400	-200	-200	-	-

*For Plastics - Dry Clearance is Standard

#1 At Room Temperature
 #2 At Low PV Levels
 #3 Rating 1 (Excellent) to 5 (Fair)
 #5 A=Acceptable L=Limited U=Unacceptable

#7 Thermal Expansion Is Up To 25% Less Than Normal
 UHMW with extended wear life
 #8 PTFE-Filled Acetal
 #10 Moly-Filled Nylon

#11 Lube-Filled Nylon - Bearing Grade Green, FDA Compliant Off White
 #12 Green & Black Reprocessed UHMW
 #13 33% More Wear Resistant than unfilled UHMW

POBCO-B Wood and POBCO Plastics

BEARING CLEARANCES

POBCO bearings are normally furnished with an installed clearance between the bearing and its journal, as shown in the table below. This provides the proper running clearance under actual operating conditions. Bearings also can be furnished with no clearance when the user desires to ream after installation in housing. Reaming has no effect on the self-lubricating action of POBCO non-metallic bearings.

SHAFT DIAMETER	CLEARANCE			
	BEARING OPERATING CONDITIONS		ROLL END BEARING OPERATING CONDITIONS	
	DRY	WET	DRY	WET
to 1/2"	.002-.010	.010-.030	.015-.030	.015-.045
1/2" to 1"	.004-.015	.015-.040	.015-.030	.030-.055
1" to 1-1/2"	.006-.020	.025-.050	.015-.030	.040-.060
1-1/2" to 3"	.010-.025	.030-.060		
3" or larger	.015-.030	.030-.070		

PRESS FITS

POBCO sleeve, flange and roll end bearings are normally furnished with oversize outside diameters to ensure firm retention in their housings, as shown in the table. The leading edge of the housing must be chamfered to prevent shearing the outside diameter of the bearing during installation.

Normal bearing tolerances are shown in the following table. Closer tolerances are available.

NOMINAL OD	PRESS FIT
to 1/2"	.003-.006
1/2" to 1-1/2"	.004-.008
1-1/2" to 3"	.005-.010
3" and larger	.006-.012

REQUIRED MATERIAL INFORMATION

(For Bearings, Rectangular Wear Strip, Curved Wear Strip and Chain & Cable Guides)

To signify POBCO materials add code letters before the first hyphen in the part number. (See Pg 124 for code letters)

Examples:

- For POBCO-B (lubricant-filled hardwood) add B
- For POBCO Plus (fluid lube-filled UHMW) add P
- For POBCO UHMW add U

REQUIRED BEARING INFORMATION

To complete the bearing part number, indicate the bearing clearance by adding the appropriate suffix from the table below.

- D-Dry operating condition clearance (for POBCO-B only)
- W-Wet operating condition clearance (for POBCO-B only)
- N-No clearance (for reaming at installation)(for all materials)

Examples:

- Sleeve bearing 1/2" x 3/4" x 1-1/4" for dry operating conditions: SLB-0812020-D
- Flange bearing 5/8" x 1" x 1-1/2" no clearance (for installation): FLU-1016024-N
- Two piece spherical bearing, 62mm sphere, 1-1/4" shaft, wet operating conditions: PSBB-206228-TP-W

Roll End Bearings

To complete the roll end bearing or part number, add the shaft size in sixteenths (two digits) followed by the bearing clearance suffix. (1/2" shaft = 08, 3/4" shaft = 12)

Examples:

- Standard roll end bearing for 2-1/2" diameter 16 gauge tubing with 5/8" shaft: STP-40T16-10
- Blind-bore roll end bearing for 2" schedule 40 PVC pipe with 9/16" shaft operating in a wet condition: BLB-32P40-PVC-09W

Wear Strip Tolerances

POBCO UHMW, POBCO plus, and POBCO-B Hardwood

NORMAL COMMERCIAL TOLERANCES THICKNESS:	NORMAL MACHINED TOLERANCES THICKNESS:
1/8"-3/16" +/- 15%	1/8"-3/8" +/- .020"
1/4"-3/8" +/- 10%	1/2" & over +/- .010"
1/2" & over +/- 10%	Width: +/- .010"
Width: +/- .030"	Length: +/- .030"
Length: -1/2"+1"	

CLOSER TOLERANCES ARE AVAILABLE. FOR OTHER MATERIAL TOLERANCES, PLEASE INQUIRE. PLEASE SPECIFY COMMERCIAL OR MACHINED OR OTHER TOLERANCES.

Required Wear Strip Information

To complete the wear strip part number, add the length in inches as shown by the examples below:

- Rectangular wear strip 1/2" thickness x 2" width x 60" length: WSB-0832L60
- Chain Guide, Profile 2, 2060 chain, 120" length:P2P-2060L120

Allowances must be made to eliminate the possibility of binding caused by machine and material expansion when designing wear strip.

Wood Engineering Data

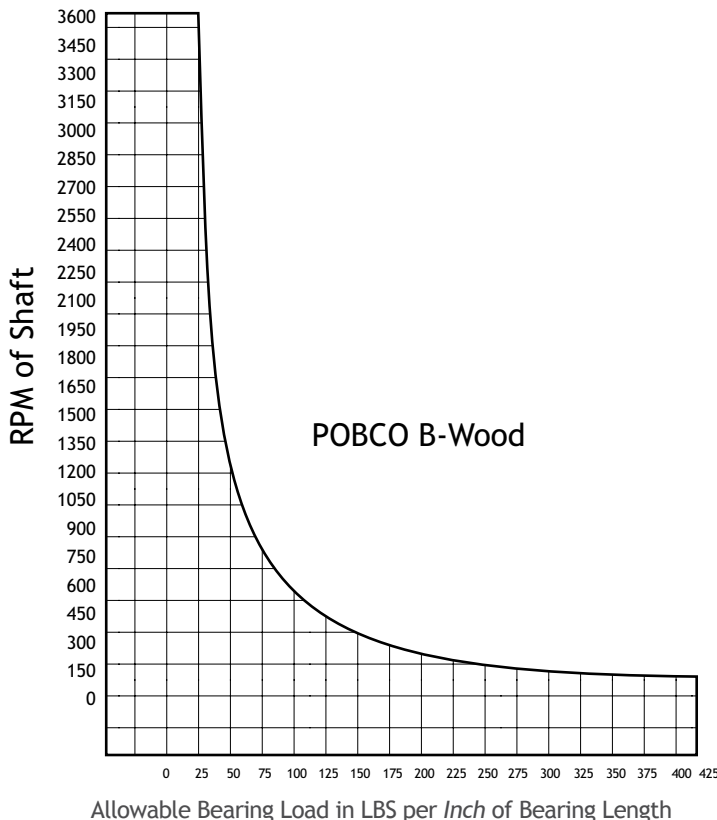
POBCO-B Physical Properties (Lubricant-Filled Hardwood)

Density (lbs/in ³)	.038	Tensile Strength	1100 psi
Coefficient of Friction	.07-.112	Permanent Deformation (7500 psi compression)	.005 set
Temperature Range	-50° to 180°	Coefficient of Thermal Expansion (per °F)	4.3 x 10 ⁻⁶
Specific Gravity	1.2	PV Factor (continuous duty)	12,000 psi-fpm
Lubricant Content by Weight	40%	Wear Rate Factor	<0.1x10 ⁻¹⁰ (inch) PV x hr.
Load Weight (continuous duty)	1000 psi		

POBCO-B Bearings and Wear Strips

Our exclusive lubricant blend is impregnated into 100 percent of the hardwood, producing POBCO-B material from which the bearings & wear strips are manufactured. The lubricant on the bearing surface provides a low friction film for initial start-up. During operation, additional lubricant is drawn to the bearing surface in a controlled flow to maintain a continuous film between the journal or chain and the bearing. The flow constantly adjusts itself based on load, speed, and the requirements of the operation. When motion ceases, the bearing reabsorbs the lubricant. Reaming does not seal off the self-contained lubricants.

POBCO-B is Nonconductive of Electric Current



POBCO-B Bearing Lengths and Wall Thickness

Minimum bearing length and allowable bearing load per bearing are determined by using our bearing load curve. Since the lubricant blend is contained in the bearing wall, the thickness of the bearing wall should be equal to or greater than the recommended minimum wall thickness, as shown on the chart. In most instances shaft diameters cannot be decreased. Frequently, however, the diameter of the bearing housing can be increased to obtain at least the recommended minimum bearing wall.

POBCO-B SHAFT DIAMETER	RECOMMENDED MINIMUM WALL THICKNESS*
to 1/2"	1/16"-1/8"
1/2"-1"	1/8"-3/16"
1" to 1-1/2"	3/16"-5/16"
1-1/2" to 2"	5/16"-3/8"
2" to 2-1/2"	3/8"-1/2"
2-1/2" to 4"	1/2"-5/8"

**SATISFACTORY SERVICE CAN BE OBTAINED UNDER CERTAIN OPERATING CONDITIONS WITH WALL THICKNESS LESS THAN THOSE RECOMMENDED.*

Shaft Selection

To maximize the life of the bearing it is important to use proper shafting. Overall, steels with a finish of 16 RMS are the preferred choice. Hardened shafts should be used in abrasive applications. Common shaft materials include: carbon steels, stainless steels, hard chromed steels and hard anodized aluminums.

ENGINEERING FORMULAS (For all materials)

$$\text{Minimum Bearing Length} = \frac{\text{load/bearing} \times \text{RPM}}{4 \times \text{PV Capacity}}$$

$$\text{PV} = \frac{\text{load/bearing} \times \text{RPM}}{4 \times \text{bearing length}}$$

Index by POBCO Part Number

1.0 Clip	73	CBN	14	FRT	32
1/2C	80, 82	CCDU	46	FRU	32
1/4C	79-81	CCN	11	GAT	29
1/8C	79	CCU	46, 49	GAU	36, 38, 106
10T	115-116	CGCP	51	GRA	2-7, 20
11T	115-116	CGDU	45	GRA2322	48
12T	115-116	CGFU	47	GRA2822	48
1C3	79	CGSU	44	GRA3416	48
2CF	91	CGU	21-23, 37-38, 51	GRB	13, 15
2FM	101	CHCU	20	GRC	12
3/16C	79, 81	CIP	81	GRT	29
3/8C	79-80, 82	CK	90	GRU	3-7, 19-20, 23-25, 38, 41, 48
3CF	89	CONE	78	GRUH	20, 29
3T	116	CP	30	HCUR	59
4CF	89	CPN	30	HDTP	61
4FM	101	CRCU	46	HMR	8
6T	115-116	CRU	20	HR	32
7SD654	101	CSS	10-11	HRG	32
8T	115-116	CT	21	HRT	29
ABS	68	CWS	53	HRU	32
ACTU	59	CWT	56	HRUH	29
AVBU	80	D-	18, 66-67	HSA	68
BB	64, 85	DBU	7	IBD	79
BBD	66	DCGP	51	JSR	9
BBMN	65	DF*	102	KA	15
BBU	66	DFB	102	LCN	97
BC	85	DFG	102	LD*	61, 63
BCB	85	DFN	102	MCA	43
BCU	85	DFU	102	MCS	43, 49
BD	85	EE	90	MN	65
BDP	85	EF	90	MS	101
BDU	85	FA	87	MTP	76-77
BE	85	FAB	87	NCS	52
BEB	85	FAU	87	OVU	78
BEU	85	FB	87	P1U	29, 31, 47
BF	85	FB12U	33	P2U	39
BFB	85	FB9U	33	P3U	39
BFU	85	FBG	33	P4U	39
BK	85	FBT	29	P5U	40
BKB	85	FBU	33-35, 80	P6U	40
BKU	85	FBUH	29	P7U	41, 45
BL*	64, 85	FC	87	PAR	9
BP	64	FCB	87	PB	86, 100, 115
BSG	26-28	FCU	87	PB40	86
BSGT	29	FD	88	PB47	86
BSSU	18	FE	88	PB52	86
BSP	26-28	FEB	88	PB62	86
BST	29	FEU	88	PB72	86
BSU	23, 26-28	FF	88	PBTP	100
BSUH	29	FFB	88	PC	121
BTSU	18	FFU	88	PDBR	16
BVBU	80	FIP	81	PDDBR	16
CA*	102	FL	70-72, 87	PET	30-31
CB	90	FM	87	PFE	104
CB0808	14	FRN	32	PMP7	117

Index by POBCO Part Number

PP	15, 17-18, 23, 75, 93-95, 119-120, 160	RMB	8	TCF	91
PR*	73, 79	RN04	52	TGWS	106
PRG	74	ROU	69	TNS	68
PSB	92	RP	58-59	TP	68
PSBR	16	RR	60	TSB	92
PSDBR	16	SB	96	TU	68
PSI	98	SCN	68	TW	69
PSS	16, 93-95	SCR	83	TWPP	60
PT3	121	SCUR	59	U17	113
PTD	118	SFW	111	U8	113
PVG	9, 12	SL	70-72, 102	VB*	63, 73
R0 to R32	19-20	SLSI	82	VBD	73
R1532	48	SLSS	82	VBU	50
RBU	50	SOH	82	VIP	81
RCC	48	SPR	107-110	WSB	52
RCDU	42	SSP	57	WSU	37-38, 52, 122
RCTU	42	SSR	8	WTFU	106
RCU	40	ST*	62	WTSU	106
RD12	16	SW	78	WWCS	106
RFR	60	SWT	56	WWSS	106
RH*	102	TB	68		
RIP	81-82	TC	117		